

Parts Manual



See "General Information"
for New Parts Manual
Features.

3616 INDUSTRIAL

1PD643 (Engine) KYHYY00 (ESO)

This Parts Manual is also available in .PDF Format on Compact Disc
(CD-ROM) - Caterpillar Form No. RERL0834.

Product and Dealer Information

Note: For product identification plate locations, see the section "Product Identification Information" in the Operation and Maintenance Manual.

Delivery Date: _____

Product Information

Model: _____

Product Identification Number: _____

Engine Serial Number: _____

Transmission Serial Number: _____

Generator Serial Number: _____

Attachment Serial Numbers: _____

Attachment Information: _____

Customer Equipment Number: _____

Dealer Equipment Number: _____

Dealer Information

Name: _____ Branch: _____

Address: _____

Dealer Contact

Phone Number

Hours

Sales: _____

Parts: _____

Service: _____

MEMORANDA

TABLE OF CONTENTS

| Name | Page | Name | Page |
|---------------------------------------------|------|-------------------------------------------|------|
| GENERAL INFORMATION | A3 | FILLER GP-ENGINE OIL | 64 |
| REPAIR ALTERNATIVES | A5 | FILTER GP-CENTRIFUGAL | 65 |
| SUPPLEMENTAL COOLANT ADDITIVES | A6 | FILTER GP-ENGINE OIL | 67 |
| MAINTENANCE PARTS | A7 | GAUGE AS-OIL LEVEL (DIPSTICK) | 69 |
| INDEX | A8 | GUIDE GP-OIL LEVEL GAUGE | 70 |
| ENGINE SHIPPING ORDER | A11 | HOSE AS | 71 |
| BASIC ENGINE | 1 | LINES GP-CENTRIFUGAL FILTER | 72 |
| BARRING & MOUNTING GP | 1 | LINES GP-ENGINE OIL | 74 |
| BRACKET GP-SHIPPING | 3 | LINES GP-LUBE OIL | 78 |
| CAMSHAFT AS | 4 | LINES GP-TURBOCHARGER OIL | 80 |
| CAMSHAFT GP | 8 | PUMP GP-ENGINE OIL | 82 |
| CONNECTING ROD GP | 11 | PUMP GP-PRELUBRICATION | 85 |
| COVER GP-CYLINDER BLOCK | 12 | VALVE GP-PRIORITY | 88 |
| COVER GP-ENGINE LIFTING EYE | 15 | | |
| COVER GP-FRONT HOUSING | 16 | COOLING SYSTEM | 89 |
| COVER GP-GEAR INSPECTION | 17 | CONNECTION GP-WATER | 89 |
| COVER GP-TIMING ADVANCE | 18 | COOLER GP-ENGINE OIL | 95 |
| COVER GP-VALVE MECHANISM | 19 | HOUSING & REGULATOR GP | 97 |
| CRANKSHAFT GP | 20 | LINES GP-COOLANT DRAIN | 98 |
| CYLINDER BLOCK AS | 21 | LINES GP-OIL COOLER | 99 |
| CYLINDER BLOCK GP | 23 | LINES GP-WATER | 101 |
| CYLINDER HEAD AS | 28 | ORIFICE GP-WATER | 112 |
| CYLINDER HEAD GP | 29 | PUMP GP-WATER | 113 |
| DAMPER GP | 32 | SEPARATOR GP-AIR | 116 |
| DRAIN GP-ENGINE OIL | 34 | | |
| FLYWHEEL GP | 36 | AIR INLET AND EXHAUST SYSTEM | 117 |
| GEAR GP-FRONT | 37 | ADAPTER GP-AIR CLEANER | 117 |
| GEAR GP-REAR | 38 | ADAPTER GP-EXHAUST DIFFUSER | 118 |
| GEAR GP-RING | 40 | AFTERCOOLER GP-WATER | 119 |
| GUARD GP-DAMPER | 41 | AIR CLEANER GP | 124 |
| HOUSING GP-FRONT | 42 | CARTRIDGE GP-TURBOCHARGER | 126 |
| HOUSING GP-REAR | 45 | COVER GP-EXHAUST | 128 |
| LIFTER GP-VALVE | 47 | ELBOW GP-AIR INLET | 129 |
| LIFTING GP-ENGINE | 48 | EXHAUST GP | 130 |
| MOUNTING GP-ENGINE | 49 | FITTING GP-EXHAUST | 131 |
| PAN AS-OIL | 51 | GAUGE GP-AIR CLEANER | 133 |
| PAN GP-OIL | 52 | LEAD AS-THERMOCOUPLE | 134 |
| PISTON & ROD GP | 53 | LINES GP-AIR | 135 |
| PLUG GP-CYLINDER PRESS RELIEF | 55 | MANIFOLD GP-EXHAUST | 144 |
| RETAINER GP-PUSHROD | 56 | MOUNTING GP-TURBOCHARGER | 145 |
| ROCKER ARM GP | 57 | SHIELD GP-EXHAUST | 146 |
| SEAL GP-CRANKSHAFT | 58 | SHUTOFF GP-AIR | 150 |
| VALVE GP-EXPLOSION RELIEF | 59 | TURBOCHARGER GP | 157 |
| VALVE GP-MANUAL | 60 | | |
| VALVE MECHANISM GP | 61 | FUEL SYSTEM | 160 |
| LUBRICATION SYSTEM | 62 | ACTUATOR AS-GOVERNOR | 160 |
| BREATHER GP | 62 | CONTROL GP-FUEL INJECTION | 161 |
| CAP GP-ENGINE OIL FILLER | 63 | CONTROL GP-GOVERNOR | 164 |
| | | DRIVE GP-GOVERNOR | 165 |
| | | FASTENER GP-GOVERNOR | 167 |
| | | FILTER ELEMENT-FUEL | 168 |
| | | FILTER GP-FUEL | 169 |
| | | HOSE AS-FUEL | 172 |
| | | LINES GP-FUEL FILTER | 173 |
| | | LINES GP-FUEL INJECTION | 175 |

TABLE OF CONTENTS

| Name | Page | Name | Page |
|---------------------------------------------|------------|------|------|
| MOUNTING GP-FUEL FILTER | 177 | | |
| PUMP GP-FUEL INJECTION | 178 | | |
| PUMP GP-FUEL PRIMING | 179 | | |
| PUMP GP-FUEL TRANSFER | 181 | | |
| PUMP GP-HAND | 184 | | |
| ELECTRICAL AND STARTING SYSTEM | 185 | | |
| BOX GP-TERMINAL | 185 | | |
| CONTACTOR GP | 186 | | |
| CONTACTOR GP-ALARM | 187 | | |
| CONTACTOR GP-OIL LEVEL | 189 | | |
| CONTACTOR GP-SHUTOFF | 191 | | |
| CONTACTOR-PRESSURE | 193 | | |
| CONTACTOR-TEMPERATURE | 195 | | |
| DETECTOR GP-LIQUID | 196 | | |
| HARNESS AS-SENSOR | 198 | | |
| LINES GP-AIR STARTING | 199 | | |
| LUBRICATOR GP-AIR MOTOR | 204 | | |
| SENDER GP-PRESSURE | 205 | | |
| SENSOR GP-PARTICLE | 206 | | |
| SENSOR GP-SPEED | 208 | | |
| SENSOR GP-TEMPERATURE | 211 | | |
| SILENCER GP-AIR STARTING | 212 | | |
| STARTING MOTOR GP-AIR | 213 | | |
| STRAINER GP-AIR LINES | 216 | | |
| SWITCH GP-GOVERNOR | 217 | | |
| THERMOCOUPLE GP | 218 | | |
| TRAY GP-CABLE | 219 | | |
| WIRING GP-ENGINE | 222 | | |
| OPERATOR STATION | 224 | | |
| LINES GP-INSTRUMENT PANEL | 224 | | |
| MOUNTING GP-INSTRUMENT PANEL | 234 | | |
| PANEL GP-CONTROL | 236 | | |
| PANEL GP-ELECTRONIC | 240 | | |
| SERVICE EQUIPMENT AND SUPPLIES | 241 | | |
| CHART-PLATE & FILM | 241 | | |
| COVER-TARP | 242 | | |
| KIT-TURBOCHARGER REPAIR | 243 | | |
| KIT-TURBOCHARGER SEAL | 243 | | |
| PROGRAMMER-GOV ELEK CONTROL | 244 | | |
| PART NUMBER INDEX | B1 | | |

GENERAL INFORMATION

1. ENGINE IDENTIFICATION

Caterpillar 3600 family of engines are identified with serial numbers and Engine Shipping Order Numbers. The serial number plate is mounted on the engine.

Caterpillar dealers need this information to determine which components were included on the engine when it was assembled at the factory. This permits accurate identification of replacement part numbers.

2. ORDERING PARTS

WARNING

When replacement parts are required for this product Caterpillar recommends using Caterpillar replacement parts or parts with equivalent specifications including, but not limited to, physical dimensions, type, strength and material.

Failure to heed this warning can lead to premature failures, product damage, personal injury or death.

Quality Caterpillar replacement parts are available from Caterpillar dealers throughout the world. Their parts inventories are up to date and include all parts normally required to protect your investment in Caterpillar Engines. Dealers may offer repair kits or remanufactured parts to allow selection of the most effective repair alternative for a particular situation. When ordering parts, your order should specify the quantity, part number, part name, and the serial number/product identification number of the engine for which the parts are needed.

3. PARTS MANUAL ORGANIZATION

Product information in this manual is presented as "information elements" that represent all of the components for the specific model. An Engine Arrangement is an example of an information element. The information elements are organized alphabetically by part name and secondarily by part number within each major section of the manual.

4. TABLE OF CONTENTS

A table of contents (TOC) is found at the beginning of the manual. The TOC lists each section of the manual with a complete list of all information elements organized as they appear in the manual. Page numbers are provided for quick reference to detailed parts identification illustrations and serviceable consist lists.

5. MAINTENANCE PARTS INDEX

The Maintenance Parts Index, located near the beginning of the manual, references most frequently used maintenance part numbers, providing description, quantity, usage and page number. This information is organized alphabetically by part description.

6. INDEX

The index located near the front of the manual is an alphabetical listing of all information elements included in the manual. Page numbers are provided for quick reference to detailed parts identification illustrations and serviceable consist lists.

7. PART NUMBER INDEX

A numerical index listing all part numbers and the corresponding page number(s) appears at the back of the manual.

8. CAPTIONS

Captions located at the beginning of each information element identify the part number and part name along with additional descriptive information. S/N information found in each caption should be used to select correct information for a specific engine. Field replacement options, identification of optional attachment components, and where used ("part of") information is also provided.

The first line of a caption is shown in larger type font to indicate the beginning of an information element. Captions for additional pages that may be required to illustrate an information element will be shown in standard type font and will include the term (*contd.*) .

9. NON-SERVICED PARTS

In some instances it is necessary to display non-serviced parts that are a link to lower level serviceable consist lists. These non-serviced part numbers are shown in *italic* type indicating that they are not available. All consist lists have not been converted to reflect this enhancement.

GENERAL INFORMATION

10. PARTS LIST REFERENCE NUMBERS

Numbers shown in the Ref No column correspond to numbers used in the associated graphic(s). An alphabetic suffix may be added to a reference number to identify lower level consist items. Numbers shown in the Graphic Ref column refer to the graphic number identifier displayed in the lower left corner of each illustration. The Graphic Ref number may be used in combination with the item Ref No to determine the correct part number. There may be intentional omission of a Ref No in a consist list as information is updated to reflect the latest serviceable part numbers.

11. INDENTED PART NAMES

When a part name is indented in a parts list, it is part of (included in) the group or assembly under which it is indented.

12. ILLUSTRATION REFERENCE LETTERS

When necessary, illustrations contain reference letters (A, B, C etc.) that are intended to track lines and harnesses from one point to another. They are also used to show where to reconnect illustrations that have been separated.

13. ABBREVIATIONS AND SYMBOLS

O.D. – Outside Diameter
I.D. – Inside Diameter
A – Not Part Of This Group
B – Use As Required
C – Change From Previous Type
D – Order By The Meter
E – Order By The Centimeter
F – Not Shown
G – Order By The Inch
I – Refer To Hydraulic Information System
M – Metric Part
R – Remfg Part May Be Available
Y – Separate Illustration
Z – Not Serviced Separately



14. DESCRIPTION OF TYPE CHANGES

Type - A type is defined as any configuration change that requires an additional Information Element for an Arrangement, Group, or Assembly. If serial number breaks for types are not available, a type # (Type 1, Type 2, etc.) will be displayed in the caption. These "type" changes are identified with a "C" note (change from previous type) in the Parts List. Only the "types" that apply to this Parts Manual will be included. Additional types may exist causing "C" notes to appear on an Information Element when no other types are shown.

15. <END>

This symbol indicates the end of an information element.

NOTE:

Continuing improvement and advancement of product design may cause changes to your engine which may not be included in this publication. Whenever a question arises regarding your Caterpillar product or this publication, please consult your Caterpillar dealer for the latest available information.

SEE TECHNICAL MANUALS FOR ALL PACKAGING ARRANGEMENTS

This manual is shipped with all 3600 Engines and contains major components not serviced by Caterpillar. Contact Lafayette plant for further information.

Telephone: 765-448-2200

7:30 AM - 4:00 PM EST USA

Internet e-mail:

LECServicesupport@cat.com

Website:

<https://lecservicesupport.cat.com>

REPAIR ALTERNATIVES

REMANUFACTURED COMPONENTS

As an option when making repairs consider Caterpillar Remanufactured Components. Components that are available through the Caterpillar Remanufactured Program are identified three ways in the parts book:

- with the letter R in the note field of the parts list
- with an R* at the beginning of the first line of the caption
- with an *R at the end of the first line of the caption

Typical components included in the Remanufacturing Program for 3600 Series Engines include:

CONNECTING RODS
CYLINDER HEADS
FUEL INJECTORS
OIL COOLERS
OIL PUMPS
WATER PUMPS

Check with your local Caterpillar Dealer for the availability of Remanufactured Components.

SUPPLEMENTAL COOLANT ADDITIVES

CUSTOMER BENEFITS:

Protects against cavitation, foam, erosion, corrosion, and scale buildup in cooling systems.

- Provides measured coolant conditioner.

DESCRIPTION:

Additives deplete from the coolant with normal operation. For this reason, Supplemental Coolant Additives (SCA) must be added to all heavy duty coolants at regular intervals. In addition, when not using a fully formulated, pre-charged antifreeze, like Caterpillar's DEAC, an initial charge of SCA must be added to the cooling system. The amount of SCA added to the system is dependent on the capacity of the system.

The SCA for initial fill is provided as a liquid. SCA's for maintenance intervals are available in liquid form and as a spin-on element. (No Spin-on available for 3600 Family of Engines)

NOTE:

The amount of SCA added at initial fill is not the same as the amount added at maintenance intervals.

The coolant additive elements can be used with any ethylene or propylene glycol type antifreeze which meets ASTM D4985 or ASTM D5345 Specifications.

NOTE:

For use with standard heavy duty coolant only, not for use with Extended Life Coolant.

PARTS NEEDED:

| Cooling System Capacity | | Liquid SCA at Initial Fill | Liquid SCA at Maintenance* | Spin-on SCA Maintenance Element* |
|-------------------------|---------|----------------------------|-----------------------------|----------------------------------|
| Liters | Gallons | | | |
| 22-30 | (6-8) | 3P-2044 (1) | 6V-3542 (1) | 111-2370 (1) |
| 30-38 | (8-10) | 3P-2044 (1) 6V-3542 (1) | 111-2372 (1) | 111-2369 (1) |
| 38-49 | (10-13) | 3P-2044 (1) 8T-1589 (1) | 111-2372 (1) | 111-2369 (1) |
| 49-64 | (13-17) | 3P-2044 (2) | 8T-1589 (1) | 9N-3368 (1) |
| 64-83 | (17-22) | 3P-2044 (2) 8T-1589 (1) | 111-2372 (1) 6V-3542 (1) | 111-2371 (1) |
| 83-114 | (22-30) | 3P-2044 (3) 8T-1589 (1) | 3P-2044 (1) | 9N-3718 (1) |
| 114-163 | (30-43) | 3P-2044 (5) | 3P-2044 (1) 6V-3542 (1) | 111-2371 (2) |
| 163-242 | (43-64) | 3P-2044 (8) | 3P-2044 (2) | 9N-3718 (2) |

* Normal maintenance period is 250 hrs. See your Operation and Maintenance Manual for complete coolant maintenance instructions.

() Indicates quantity required.

MAINTENANCE PARTS

| DESCRIPTION | PART NUMBER | QTY | WHERE USED | PAGE |
|-----------------------------------------------|----------------|-----|--------------------------|------|
| AIR INLET AND EXHAUST SYSTEM | | | | |
| FILTER ELEMENT AS-AIR (PRIMARY) | 105-9741 | 2 | AIR CLEANER GP | 125 |
| SEAL-INTEGRAL | 130-1288 | 8 | AFTERCOOLER GP-WATER | 119 |
| COOLING SYSTEM | | | | |
| REGULATOR-TEMPERATURE (89-DEG C) | 4W-4011 | 4 | LINES GP-OIL COOLER | 99 |
| REGULATOR-WATER TEMPERATURE | 198-3427 | 6 | LINES GP-WATER | 107 |
| REGULATOR-WATER TEMPERATURE (51-DEG C) | 6I-4952 | 8 | HOUSING & REGULATOR GP | 97 |
| ELECTRICAL AND STARTING SYSTEM | | | | |
| SCREEN-STRAINER (STARTING MOTOR AIR LINES) | 146-5216 | 1 | STRAINER GP-AIR LINES | 216 |
| FUEL SYSTEM | | | | |
| FILTER ELEMENT-FUEL | 1R-0766 | 8 | FILTER GP-FUEL | 169 |
| SEAL-O-RING | 5P-2931 | 4 | PUMP GP-FUEL TRANSFER | 182 |
| LUBRICATION SYSTEM | | | | |
| BREATHER AS (CRANKCASE) | 4W-3027 | 4 | BREATHER GP | 62 |
| CAP GP-ENGINE OIL FILLER | 7E-1659 | 1 | FILLER GP-ENGINE OIL | 64 |
| CAP-FILLER (ENGINE OIL) | 4P-6979 | 1 | CAP GP-ENGINE OIL FILLER | 63 |
| FILTER ELEMENT-ENGINE OIL | 179-1502 | 6 | FILTER GP-ENGINE OIL | 67 |
| OPERATOR STATION | | | | |
| CIRCUIT BREAKER AS (10-AMPERE) | 114-1142 | 3 | PANEL GP-CONTROL | 236 |
| RELAY (2-POLE) | 179-8829 | 26 | PANEL GP-CONTROL | 236 |

INDEX

| Name | Page | Name | Page |
|---------------------------------------------------|------|------------------------------------------|------|
| A | | | |
| ACTUATOR AS-GOVERNOR | 160 | COVER GP-ENGINE LIFTING EYE | 15 |
| ADAPTER GP-AIR CLEANER | 117 | COVER GP-EXHAUST | 128 |
| ADAPTER GP-EXHAUST DIFFUSER | 118 | COVER GP-FRONT HOUSING | 16 |
| ADAPTER GP-PROBE | 105 | COVER GP-GEAR INSPECTION | 17 |
| | 173 | COVER GP-TIMING ADVANCE | 18 |
| AFTERCOOLER GP-WATER | 119 | COVER GP-VALVE MECHANISM | 19 |
| AIR CLEANER GP | 124 | COVER-TARP-3616 | 242 |
| | 125 | CRANKSHAFT GP | 20 |
| B | | | |
| BARRING & MOUNTING GP | 1 | CYLINDER BLOCK AS | 21 |
| BEARING-CAMSHAFT | 23 | | 22 |
| | 25 | CYLINDER BLOCK GP | 23 |
| BOX GP-TERMINAL | 185 | | 25 |
| BRACKET GP-SHIPPING | 3 | CYLINDER HEAD AS | 28 |
| BREATHER AS (CRANKCASE) | 62 | CYLINDER HEAD GP | 29 |
| BREATHER GP | 62 | | 31 |
| C | | | |
| CAMSHAFT AS | 4 | D | |
| | 6 | DAMPER GP | 32 |
| CAMSHAFT GP | 8 | | 33 |
| CAP GP-ENGINE OIL FILLER | 63 | DETECTOR GP-LIQUID | 196 |
| | 64 | | 197 |
| CAP-FILLER (ENGINE OIL) | 63 | DRAIN GP-ENGINE OIL | 34 |
| CARTRIDGE GP-TURBOCHARGER | 126 | | 35 |
| CHART-PLATE & FILM | 241 | DRIVE GP-GOVERNOR | 165 |
| CIRCUIT BREAKER AS (10-AMPERE) | 236 | E | |
| CONNECTING ROD GP | 11 | ELBOW GP-AIR INLET | 129 |
| CONNECTION GP-WATER | 90 | EXHAUST GP | 130 |
| | 92 | F | |
| | 93 | FASTENER GP-GOVERNOR | 167 |
| | 94 | FILLER GP-ENGINE OIL | 64 |
| CONNECTION GP-WATER- JACKET WATER HEATER | 89 | FILM-CONTROL PANEL | 217 |
| CONTACTOR GP | 186 | FILM-IDENTIFICATION (WIRE) (LABEL) | 236 |
| CONTACTOR GP-ALARM | 187 | FILM-INFORMATION | 237 |
| | 188 | | 240 |
| CONTACTOR GP-OIL LEVEL | 189 | FILTER ELEMENT AS-AIR (PRIMARY) | 125 |
| CONTACTOR GP-SHUTOFF | 191 | FILTER ELEMENT-ENGINE OIL | 67 |
| | 192 | FILTER ELEMENT-FUEL | 168 |
| CONTACTOR-PRESSURE | 193 | | 169 |
| | 194 | FILTER GP-CENTRIFUGAL | 65 |
| CONTACTOR-TEMPERATURE | 195 | | 66 |
| CONTROL GP-FUEL INJECTION | 161 | FILTER GP-ENGINE OIL | 67 |
| CONTROL GP-GOVERNOR | 164 | FILTER GP-FUEL | 169 |
| COOLER GP-ENGINE OIL | 95 | FITTING GP-EXHAUST | 131 |
| CORE AS (OIL COOLER) | 95 | | 132 |
| COVER GP-CYLINDER BLOCK | 12 | FLYWHEEL GP | 36 |
| | 13 | G | |
| | 14 | GAUGE AS-OIL LEVEL (DIPSTICK) | 69 |
| | | GAUGE GP-AIR CLEANER | 133 |

INDEX

| Name | Page | Name | Page |
|------------------------------------------------|------|--------------------------|------|
| REGULATOR-WATER TEMPERATURE (51-DEG C)..... | 97 | VALVE GP-PRIORITY | 88 |
| RELAY (2-POLE)..... | 236 | VALVE MECHANISM GP | 61 |
| RETAINER GP-PUSHROD | 56 | | |
| ROCKER ARM GP | 57 | W | |

S

| | |
|-------------------------------------------------------------|-----|
| SCREEN-STRAINER (STARTING MOTOR AIR LINES) | 216 |
| SEAL GP-CRANKSHAFT | 58 |
| SEAL-INTEGRAL | 119 |
| SEAL-O-RING | 182 |
| SENDER AS-PRESSURE | 205 |
| SENDER GP-PRESSURE | 205 |
| SENSOR GP-PARTICLE | 206 |
| SENSOR GP-SPEED | 209 |
| SENSOR GP-SPEED (ENGINE) | 42 |
| | 209 |
| SENSOR GP-SPEED-ENGINE | 208 |
| SENSOR GP-SPEED- TORQUE CONVERTER OUTPUT | 210 |
| SENSOR GP-TEMPERATURE | 211 |
| | 218 |
| SEPARATOR GP-AIR | 116 |
| SHIELD GP-EXHAUST | 146 |
| | 149 |
| SHUTOFF GP-AIR | 150 |
| | 153 |
| | 154 |
| SILENCER GP-AIR STARTING | 212 |
| STARTING MOTOR GP-AIR | 213 |
| | 214 |
| STRAINER GP-AIR LINES | 216 |
| SWITCH (2-POSITION) (FUEL CONTROL) | 236 |
| SWITCH (2-POSITION) (GOVERNOR MODE) ... | 217 |
| SWITCH (3-POSITION, SPRING RETURN) (SPEED CONTROL) | 217 |
| SWITCH (EMERGENCY STOP) | 236 |
| SWITCH (ENGINE CONTROL) | 236 |
| SWITCH (PRELUBRICATION) | 236 |
| SWITCH AS-PRESSURE (PRELUBRICATION) | 201 |
| SWITCH GP-GOVERNOR | 217 |

T

| | |
|-----------------------|-----|
| THERMOCOUPLE GP | 218 |
| TRAY GP-CABLE | 219 |
| TURBOCHARGER GP | 157 |

V

| | |
|---------------------------------|----|
| VALVE GP-EXPLOSION RELIEF | 59 |
| VALVE GP-MANUAL | 60 |

ENGINE SHIPPING ORDER

Lafayette 3616 Engine

ESO: KYHYY00
AR: 7E-7016

S/N: 1PD643
ENGR MDL: E298

STATUS: F
SALES MDL: 3616

| PART NUMBER | PRODUCT LEVEL | PART NAME | QTY | CHANGE LEVEL |
|-------------|---------------|------------------------------|-----|--------------|
| 1W-0798 | 1 | FILTER GP-ENGINE OIL | 1 | 25 |
| 4P-9185 | 2 | COVER AS | 1 | 00 |
| 4W-0379 | 2 | GAUGE GP-ENGINE OIL PRESSURE | 2 | 01 |
| 7C-1124 | 2 | TUBE AS | 1 | 00 |
| 7C-1128 | 2 | SHAFT AS | 1 | 00 |
| 7W-2970 | 2 | SUPPORT AS | 1 | 01 |
| 1W-0806 | 1 | FILTER GP-CENTRIFUGAL | 3 | 06 |
| 1W-4191 | 2 | FILTER GP-CENTRIFUGAL | 3 | 08 |
| 1W-0864 | 1 | DAMPER GP | 1 | 06 |
| 7C-2123 | 2 | DAMPER GP | 1 | 03 |
| 1W-0887 | 1 | COOLER GP-ENGINE OIL | 1 | 07 |
| 1W-0891 | 1 | PUMP GP-FUEL TRANSFER | 1 | 04 |
| 7W-1281 | 2 | PUMP GP-FUEL TRANSFER | 1 | 06 |
| 1W-0899 | 1 | PUMP GP-PRELUBRICATION | 1 | 08 |
| 1W-4776 | 2 | PUMP GP-PRELUBRICATION | 1 | 01 |
| 1W-9874 | 1 | ADAPTER GP-EXHAUST DIFFUSER | 2 | 11 |
| 2W-0644 | 1 | LINES GP-AIR | 1 | 08 |
| 2W-2681 | 1 | FITTING GP-EXHAUST | 2 | 06 |
| 2W-2742 | 1 | COVER GP-ENGINE LIFTING EYE | 2 | 00 |
| 2W-2977 | 1 | LINES GP-AIR STARTING | 1 | 18 |
| 2W-2945 | 2 | LUBRICATOR GP-AIR MOTOR | 1 | 03 |
| 146-5215 | 2 | STRAINER GP-AIR LINES | 1 | 01 |
| 2W-3329 | 1 | LINES GP-OIL COOLER | 1 | 11 |
| 2W-3333 | 1 | ELBOW GP-AIR INLET | 2 | 09 |
| 2W-4556 | 1 | LINES GP-FUEL FILTER | 1 | 08 |
| * 5P-3591 | 2 | ADAPTER GP-PROBE | 1 | 06 |
| 2W-7889 | 1 | FITTING GP-EXHAUST | 2 | 08 |
| 4P-2268 | 1 | DRAIN GP-ENGINE OIL | 1 | 02 |
| 4P-2375 | 1 | LINES GP-CENTRIFUGAL FILTER | 1 | 14 |
| 4P-7035 | 1 | FASTENER GP-GOVERNOR | 1 | 03 |
| 4P-7959 | 1 | LINES GP-TURBOCHARGER OIL | 1 | 07 |
| 4P-8034 | 1 | BARRING & MOUNTING GP | 1 | 02 |
| 4P-8035 | 2 | BRACKET AS | 1 | 01 |
| 4P-8036 | 2 | REDUCER GP-SPEED | 1 | 04 |
| 4P-9191 | 1 | DETECTOR GP-LIQUID | 1 | 04 |
| 125-4340 | 2 | DETECTOR GP-LIQUID | 1 | 01 |
| 4P-9212 | 1 | DRIVE GP-GOVERNOR | 1 | 02 |
| 4P-8027 | 2 | HOUSING AS | 1 | 01 |
| 137-1382 | 2 | GEAR AS | 1 | 01 |
| 4W-0365 | 1 | COVER GP-FRONT HOUSING | 1 | 02 |
| 4W-0671 | 1 | LINES GP-FUEL INJECTION | 1 | 09 |
| 4W-0675 | 1 | PUMP GP-ENGINE OIL | 1 | 02 |
| 4W-0674 | 2 | PUMP GP-ENGINE OIL | 1 | 04 |
| 4W-0705 | 1 | PUMP GP-FUEL PRIMING | 1 | 09 |
| 7E-3974 | 2 | PUMP GP-HAND | 1 | 00 |
| 4W-3471 | 1 | LINES GP-AIR | 1 | 04 |

* SEE TECHNICAL MANUAL FOR DRAWING REFERENCE

ENGINE SHIPPING ORDER

Lafayette 3616 Engine *(contd.)*

ESO: KYHYY00
AR: 7E-7016

S/N: 1PD643
ENGR MDL: E298

STATUS: F
SALES MDL: 3616

| PART NUMBER | PRODUCT LEVEL | PART NAME | QTY | CHANGE LEVEL |
|-------------|---------------|---------------------------|-----|--------------|
| 4W-3618 | 1 | ADAPTER GP-AIR CLEANER | 2 | 04 |
| 4W-5982 | 1 | GAUGE GP-AIR CLEANER | 2 | 02 |
| * 5P-2506 | 1 | LITERATURE GP | 2 | 00 |
| 7C-2145 | 1 | COVER GP-EXHAUST | 2 | 02 |
| 7C-6618 | 1 | RETAINER GP-PUSHROD | 16 | 03 |
| 7C-7785 | 1 | HOUSING & REGULATOR GP | 1 | 07 |
| 7C-7875 | 1 | PUMP GP-FUEL INJECTION | 16 | 07 |
| 224-9089 | 2 | INJECTOR GP-FUEL | 16 | 01 |
| 7C-7950 | 1 | LIFTING GP-ENGINE | 1 | 04 |
| 7C-9331 | 1 | CONNECTION GP-WATER | 1 | 09 |
| 7E-1341 | 1 | LINES GP-INSTRUMENT PANEL | 1 | 04 |
| 7E-3150 | 1 | LINES GP-COOLANT DRAIN | 1 | 02 |
| 7E-7016 | 1 | ENGINE AR | 1 | 31 |
| 1W-0023 | 2 | HOUSING GP-FRONT | 1 | 19 |
| 4P-2351 | 3 | HOUSING GP-FRONT | 1 | 07 |
| 7C-1897 | 3 | SENSOR GP-SPEED | 1 | 05 |
| 1W-0027 | 2 | COVER GP-VALVE MECHANISM | 12 | 10 |
| 1W-0789 | 2 | VALVE MECHANISM GP | 16 | 21 |
| 1W-2470 | 3 | LIFTER GP-VALVE | 16 | 12 |
| 128-5682 | 3 | ROCKER ARM GP | 16 | 03 |
| 1W-8410 | 4 | SHAFT AS-ARM | 16 | 03 |
| 1W-0790 | 2 | GEAR GP-FRONT | 1 | 09 |
| 1W-0804 | 2 | VALVE GP-PRIORITY | 1 | 08 |
| 1W-0876 | 2 | LINES GP-ENGINE OIL | 1 | 09 |
| 1W-0909 | 2 | PAN GP-OIL | 1 | 13 |
| 155-6576 | 3 | PAN AS-OIL | 1 | 03 |
| 1W-3382 | 2 | COVER GP-GEAR INSPECTION | 1 | 06 |
| 1W-3645 | 2 | VALVE GP-EXPLOSION RELIEF | 7 | 10 |
| 155-6576 | 3 | PAN AS-OIL | 7 | 03 |
| 4P-7031 | 2 | CONTROL GP-FUEL INJECTION | 1 | 06 |
| 1W-1952 | 3 | BRACKET AS | 2 | 02 |
| 7E-4385 | 3 | HOUSING AS | 1 | 02 |
| 7E-8307 | 3 | FLANGE AS | 2 | 01 |
| 4W-0012 | 2 | MOUNTING GP-FUEL FILTER | 1 | 02 |
| 4W-0543 | 2 | COVER GP-CYLINDER BLOCK | 5 | 04 |
| 7E-7150 | 2 | CAMSHAFT GP | 1 | 03 |
| 7E-7152 | 3 | CAMSHAFT AS | 1 | 02 |
| 7E-7151 | 3 | CAMSHAFT AS | 1 | 02 |
| 7E-7155 | 4 | JOURNAL AS-CAMSHAFT | 1 | 01 |
| 7E-7158 | 4 | JOURNAL AS-CAMSHAFT | 2 | 01 |
| 7E-7159 | 4 | JOURNAL AS-CAMSHAFT | 2 | 01 |
| 7E-7160 | 4 | JOURNAL AS-CAMSHAFT | 1 | 01 |
| 7E-7161 | 4 | JOURNAL AS-CAMSHAFT | 1 | 01 |
| 7E-7167 | 4 | SHAFT AS-DRIVE | 1 | 01 |
| 7E-7152 | 3 | CAMSHAFT AS | 1 | 02 |

* SEE TECHNICAL MANUAL FOR DRAWING REFERENCE

ENGINE SHIPPING ORDER

Lafayette 3616 Engine *(contd.)*

ESO: KYHYY00
AR: 7E-7016

S/N: 1PD643
ENGR MDL: E298

STATUS: F
SALES MDL: 3616

| PART NUMBER | PRODUCT LEVEL | PART NAME | QTY | CHANGE LEVEL |
|-------------|---------------|--------------------------|-----|--------------|
| 7E-7061 | 4 | SHAFT AS | 1 | 01 |
| 7E-7155 | 4 | JOURNAL AS-CAMSHAFT | 1 | 01 |
| 7E-7158 | 4 | JOURNAL AS-CAMSHAFT | 2 | 01 |
| 7E-7159 | 4 | JOURNAL AS-CAMSHAFT | 2 | 01 |
| 7E-7160 | 4 | JOURNAL AS-CAMSHAFT | 1 | 01 |
| 7E-7161 | 4 | JOURNAL AS-CAMSHAFT | 1 | 01 |
| 7E-8181 | 2 | PUMP GP-WATER | 2 | 05 |
| 304-4948 | 3 | PUMP GP-WATER | 2 | 05 |
| 7E-9610 | 2 | SEAL GP-CRANKSHAFT | 1 | 07 |
| 7W-5934 | 2 | BREATHER GP | 1 | 08 |
| 7W-6062 | 2 | COVER GP-CYLINDER BLOCK | 1 | 03 |
| 9Y-9926 | 2 | GUIDE GP-OIL LEVEL GAUGE | 1 | 01 |
| 9Y-9927 | 2 | FILLER GP-ENGINE OIL | 1 | 04 |
| 7E-1659 | 3 | CAP GP-ENGINE OIL FILLER | 1 | 02 |
| 149-0491 | 2 | CYLINDER BLOCK GP | 1 | 04 |
| 127-1119 | 2 | MOUNTING GP-ENGINE | 1 | 01 |
| 4W-6277 | 3 | SUPPORT AS | 6 | 03 |
| 149-0483 | 2 | CYLINDER BLOCK GP | 1 | 06 |
| 149-0490 | 3 | CYLINDER BLOCK AS | 1 | 01 |
| 149-0491 | 2 | CYLINDER BLOCK GP | 1 | 04 |
| 149-0482 | 3 | CYLINDER BLOCK AS | 1 | 03 |
| 149-0560 | 2 | GEAR GP-REAR | 1 | 02 |
| 149-0567 | 2 | COVER GP-CYLINDER BLOCK | 1 | 02 |
| 179-9333 | 2 | AFTERCOOLER GP-WATER | 1 | 10 |
| 189-2500 | 2 | CRANKSHAFT GP | 1 | 02 |
| 1W-8260 | 3 | BRACKET AS-CRANKSHAFT | 1 | 02 |
| 288-4786 | 2 | COVER GP-TIMING ADVANCE | 1 | 00 |
| 288-8541 | 2 | HOUSING GP-REAR | 1 | 03 |
| 319-7945 | 2 | PISTON & ROD GP | 16 | 01 |
| 263-1853 | 3 | CONNECTING ROD GP | 16 | 02 |
| 7W-0014 | 1 | STARTING MOTOR GP-AIR | 1 | 02 |
| 4W-6273 | 2 | SUPPORT AS-MOTOR | 2 | 01 |
| 7W-0016 | 2 | STARTING MOTOR GP-AIR | 2 | 01 |
| 7W-1145 | 1 | SENSOR GP-SPEED | 2 | 07 |
| 189-5746 | 2 | SENSOR GP-SPEED | 2 | 04 |
| 7W-1543 | 1 | FILTER GP-FUEL | 1 | 12 |
| 7C-1128 | 2 | SHAFT AS | 1 | 00 |
| 7W-1840 | 1 | HOSE AS | 1 | 00 |
| 7W-1841 | 1 | HOSE AS-FUEL | 1 | 01 |
| 7W-5890 | 1 | FILM-INFORMATION | 1 | 01 |
| 7W-6582 | 1 | GUARD GP-DAMPER | 1 | 03 |
| 7W-6709 | 1 | FILTER ELEMENT-FUEL | 8 | 01 |
| 8N-8486 | 1 | SILENCER GP-AIR STARTING | 2 | 05 |
| 9Y-1851 | 1 | GEAR GP-RING | 1 | 01 |
| 9Y-3300 | 1 | LINES GP-LUBE OIL | 1 | 05 |

* SEE TECHNICAL MANUAL FOR DRAWING REFERENCE

ENGINE SHIPPING ORDER

Lafayette 3616 Engine *(contd.)*

ESO: KYHYY00
AR: 7E-7016

S/N: 1PD643
ENGR MDL: E298

STATUS: F
SALES MDL: 3616

| PART NUMBER | PRODUCT LEVEL | PART NAME | QTY | CHANGE LEVEL |
|-------------|---------------|-------------------------------|-----|--------------|
| 9Y-6182 | 1 | FLYWHEEL GP | 1 | 02 |
| 9Y-9341 | 1 | LINES GP-AIR | 1 | 07 |
| 4W-2100 | 2 | VALVE GP-PRESSURE REDUCING | 1 | 03 |
| 7W-0522 | 2 | LUBRICATOR GP-AIR MOTOR | 1 | 03 |
| 9Y-9932 | 1 | CONTACTOR GP-OIL LEVEL | 1 | 03 |
| 9Y-9990 | 1 | LINES GP-AIR STARTING | 1 | 08 |
| 102-3719 | 1 | CONNECTION GP-WATER | 1 | 06 |
| 107-3934 | 1 | MOUNTING GP-ENGINE | 1 | 01 |
| 107-3931 | 2 | SUPPORT AS | 6 | 01 |
| 110-3753 | 1 | CONNECTION GP-WATER | 1 | 03 |
| 4W-0686 | 2 | KIT-TURBOCHARGER REPAIR | 2 | 02 |
| 115-0441 | 1 | TURBOCHARGER GP | 2 | 03 |
| 9Y-0205 | 3 | KIT-TURBOCHARGER SEAL | 2 | 03 |
| 116-2814 | 2 | CARTRIDGE GP-TURBOCHARGER | 2 | 01 |
| 119-9211 | 1 | THERMOCOUPLE GP | 18 | 00 |
| 114-1653 | 2 | SENSOR GP-TEMPERATURE | 18 | 08 |
| 121-0588 | 1 | LEAD AS-THERMOCOUPLE | 18 | 00 |
| 121-9707 | 1 | CONTACTOR GP | 1 | 09 |
| 121-0243 | 2 | CONTACTOR GP-SHUTOFF | 1 | 01 |
| 117-1864 | 3 | CONTACTOR-PRESSURE | 1 | 00 |
| 121-0244 | 2 | CONTACTOR GP-ALARM | 1 | 02 |
| 4W-2646 | 3 | CONTACTOR-PRESSURE | 1 | 01 |
| 121-0245 | 2 | CONTACTOR GP-ALARM | 1 | 02 |
| 4W-2646 | 3 | CONTACTOR-PRESSURE | 1 | 01 |
| 121-0246 | 2 | CONTACTOR GP-SHUTOFF | 1 | 02 |
| 4W-2646 | 3 | CONTACTOR-PRESSURE | 1 | 01 |
| 121-0247 | 2 | CONTACTOR GP-SHUTOFF | 1 | 02 |
| 4W-2646 | 3 | CONTACTOR-PRESSURE | 1 | 01 |
| 123-4629 | 2 | CONTACTOR GP-ALARM | 1 | 01 |
| 4P-6038 | 3 | CONTACTOR-TEMPERATURE | 1 | 01 |
| 123-4631 | 2 | CONTACTOR GP-ALARM | 1 | 01 |
| 4P-6038 | 3 | CONTACTOR-TEMPERATURE | 1 | 01 |
| 123-4633 | 2 | CONTACTOR GP-ALARM | 1 | 01 |
| 4P-6038 | 3 | CONTACTOR-TEMPERATURE | 1 | 01 |
| 125-2453 | 1 | MANIFOLD GP-EXHAUST | 1 | 08 |
| 130-6264 | 1 | LINES GP-WATER | 1 | 02 |
| 8N-9071 | 2 | VALVE AS | 1 | 00 |
| 132-9327 | 1 | AIR CLEANER GP | 2 | 00 |
| 132-9331 | 2 | AIR CLEANER GP | 2 | 01 |
| 133-9196 | 1 | GAUGE AS-OIL LEVEL (DIPSTICK) | 1 | 01 |
| 134-2798 | 1 | LINES GP-WATER | 1 | 03 |
| 134-3508 | 1 | SHIELD GP-EXHAUST | 1 | 02 |
| 134-5929 | 1 | COVER-TARP | 1 | 01 |
| 134-5978 | 1 | ORIFICE GP-WATER | 1 | 00 |
| 134-6341 | 1 | LINES GP-WATER | 1 | 03 |

* SEE TECHNICAL MANUAL FOR DRAWING REFERENCE

ENGINE SHIPPING ORDER

Lafayette 3616 Engine *(contd.)*

ESO: KYHYY00
AR: 7E-7016

S/N: 1PD643
ENGR MDL: E298

STATUS: F
SALES MDL: 3616

| PART NUMBER | PRODUCT LEVEL | PART NAME | QTY | CHANGE LEVEL |
|-------------|---------------|-------------------------------|-----|--------------|
| * 5P-3591 | 2 | ADAPTER GP-PROBE | 2 | 06 |
| 139-8479 | 1 | LINES GP-INSTRUMENT PANEL | 1 | 03 |
| 139-9275 | 1 | WIRING GP-ENGINE | 1 | 05 |
| 138-7084 | 2 | HARNESS AS-SENSOR | 1 | 02 |
| 140-2304 | 1 | PROGRAMMER-GOV ELEK CONTROL | 1 | 01 |
| 144-7647 | 1 | SENSOR GP-PARTICLE | 1 | 06 |
| 144-9991 | 1 | SHIELD GP-EXHAUST | 2 | 00 |
| 145-9075 | 1 | LINES GP-ENGINE OIL | 1 | 02 |
| 146-8982 | 1 | LINES GP-AIR | 1 | 11 |
| 317-9554 | 2 | SHUTOFF GP-AIR | 1 | 02 |
| 317-9553 | 3 | SHUTOFF GP-AIR | 1 | 00 |
| 352-2419 | 2 | SHUTOFF GP-AIR | 1 | 00 |
| 153-8405 | 1 | LINES GP-AIR | 1 | 02 |
| 156-1014 | 1 | LINES GP-WATER | 1 | 03 |
| 156-1015 | 1 | LINES GP-WATER | 1 | 03 |
| 8N-9071 | 2 | VALVE AS | 1 | 00 |
| 159-9606 | 1 | LINES GP-INSTRUMENT PANEL | 1 | 02 |
| 163-6459 | 1 | ACTUATOR AS-GOVERNOR | 1 | 01 |
| 165-4615 | 1 | CONTROL GP-GOVERNOR | 1 | 04 |
| 177-4598 | 1 | EXHAUST GP | 1 | 01 |
| * 179-8980 | 1 | INSTRUCTIONS | 1 | 01 |
| 179-8986 | 1 | SWITCH GP-GOVERNOR | 1 | 03 |
| 179-8990 | 1 | PANEL GP-CONTROL | 1 | 09 |
| 198-2731 | 2 | MONITOR AS | 1 | 03 |
| 179-8992 | 1 | BOX GP-TERMINAL | 1 | 04 |
| * 179-9000 | 1 | DIAGRAM-WIRING | 1 | 07 |
| 183-4578 | 1 | LINES GP-INSTRUMENT PANEL | 1 | 00 |
| 183-6224 | 1 | TRAY GP-CABLE | 1 | 01 |
| 183-9634 | 1 | LINES GP-INSTRUMENT PANEL | 1 | 01 |
| 184-4673 | 1 | LINES GP-INSTRUMENT PANEL | 1 | 00 |
| 191-7683 | 1 | MOUNTING GP-INSTRUMENT PANEL | 1 | 02 |
| 191-7684 | 1 | MOUNTING GP-INSTRUMENT PANEL | 1 | 02 |
| 197-5805 | 1 | VALVE GP-MANUAL | 16 | 02 |
| 201-5221 | 1 | CONNECTION GP-WATER | 1 | 01 |
| * 205-8649 | 1 | NO STANDARD PART NAME | 1 | 01 |
| 209-0122 | 1 | PANEL GP-ELECTRONIC | 1 | 02 |
| 325-9712 | 2 | BOX GP-ELECTRONIC | 1 | 00 |
| 215-6467 | 1 | SEPARATOR GP-AIR | 1 | 00 |
| 226-1926 | 1 | DRAIN GP-ENGINE OIL | 1 | 00 |
| 236-0711 | 1 | SENDER GP-PRESSURE | 1 | 01 |
| 256-1270 | 1 | BRACKET GP-SHIPING | 1 | 01 |
| 256-7223 | 1 | CYLINDER HEAD GP | 16 | 00 |
| 252-5416 | 2 | CYLINDER HEAD GP | 16 | 01 |
| 252-5415 | 3 | CYLINDER HEAD AS | 16 | 00 |
| 4W-0345 | 3 | PLUG GP-CYLINDER PRESS RELIEF | 16 | 06 |

* SEE TECHNICAL MANUAL FOR DRAWING REFERENCE

ENGINE SHIPPING ORDER

Lafayette 3616 Engine *(contd.)*

ESO: KYHYY00
AR: 7E-7016

S/N: 1PD643
ENGR MDL: E298

STATUS: F
SALES MDL: 3616

| PART NUMBER | PRODUCT LEVEL | PART NAME | QTY | CHANGE LEVEL |
|-------------|---------------|--------------------------|-----|--------------|
| 285-6595 | 1 | MOUNTING GP-TURBOCHARGER | 1 | 00 |
| 291-6177 | 1 | CONNECTION GP-WATER | 1 | 00 |
| 6L-4502 | 1 | CHART-PLATE & FILM | 1 | 298 |

* SEE TECHNICAL MANUAL FOR DRAWING REFERENCE

BASIC ENGINE

4P-8034 BARRING & MOUNTING GP

(CHG -00, -00D1 THRU -02, -02D1, -02D2, -02D3)

SMCS - 1235

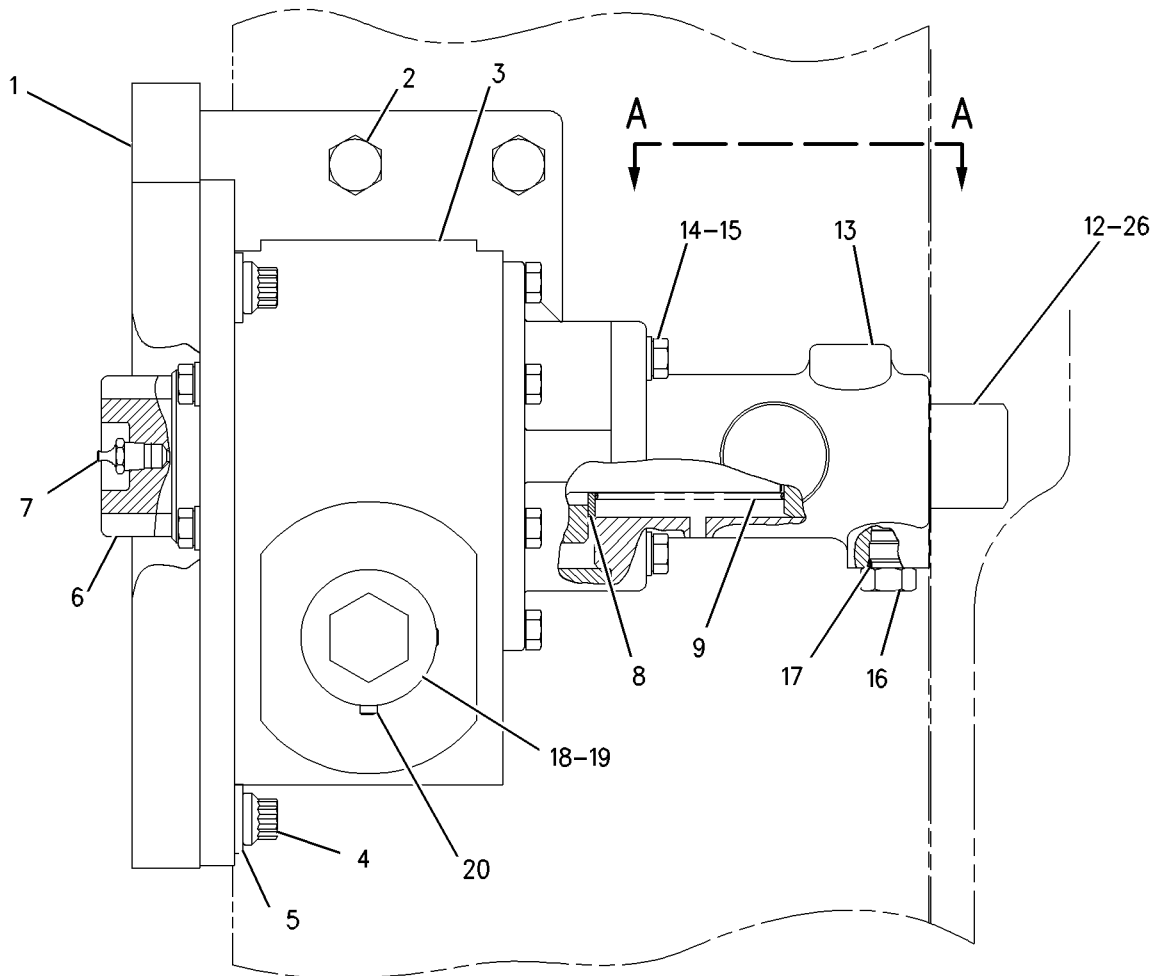
i01981626

| NOTE | REF NO | GRAPHIC REF | PART NUMBER | QTY | PART NAME | | | | | | SEE PAGE |
|------|--------|-------------|-------------|-----|------------------------------------|---|---|---|---|-------------------|----------|
| | | | | | 1 | 2 | 3 | 4 | 5 | 6 (PRODUCT LEVEL) | |
| | 1 | 1 | 4P-8035 | 1 | BRACKET AS | | | | | | |
| | | 1 | 6V-3538 | 4 | DOWEL | | | | | | |
| | 2 | 1 | 0S-1585 | 6 | BOLT (1/2-13X1.5-IN) | | | | | | |
| | 3 | 1 | 4P-8036 | 1 | REDUCER GP-SPEED | | | | | | |
| | 4 | 1 | 4K-5175 | 4 | BOLT-12 POINT HEAD (1/2-13X1.5-IN) | | | | | | |
| | 5 | 1 | 5P-8245 | 4 | WASHER-HARD (13.5X25.5X3-MM THK) | | | | | | |
| | 6 | 1 | 180-6982 | 1 | SHAFT-PINION | | | | | | |
| | 7 | 1 | 3B-8489 | 1 | FITTING-GREASE | | | | | | |
| | 8 | 1 | 9S-1302 | 3 | WASHER (27X44.45X2.5-MM THK) | | | | | | |
| | 9 | 1 | 9Y-4709 | 1 | SPRING (HIGH IDLE) | | | | | | |
| | 10 | 1 | 4P-8038 | 1 | COLLAR | | | | | | |
| | 11 | 1 | 5P-8215 | 2 | SEAL-O-RING | | | | | | |
| | 12 | 1 | 180-6981 | 1 | RETAINER | | | | | | |
| | 13 | 1 | 4P-8040 | 1 | HOUSING | | | | | | |
| | 14 | 1 | 4B-3388 | 4 | BOLT (5/16-18X1.125-IN) | | | | | | |
| | 15 | 1 | 9M-1974 | 4 | WASHER-HARD (8.8X16X2-MM THK) | | | | | | |
| | 16 | 1 | 9S-4191 | 1 | PLUG-O-RING | | | | | | |
| | 17 | 1 | 3J-1907 | 1 | SEAL-O-RING | | | | | | |
| | 18 | 1 | 7C-7807 | 1 | ADAPTER | | | | | | |
| | 19 | 1 | 2B-7947 | 1 | KEY (SQUARE) | | | | | | |
| | 20 | 1 | 4B-9808 | 2 | SETSCREW (1/4-20X0.5-IN) | | | | | | |
| | 21 | 1 | 7W-0196 | 1 | GUIDE | | | | | | |
| | 22 | 1 | 9S-8748 | 1 | NUT-FULL (1/4-28-THD) | | | | | | |
| | 23 | 1 | 5H-9573 | 1 | KNOB-CHOKE | | | | | | |
| | 24 | 1 | 7W-0195 | 1 | STEM | | | | | | |
| | 25 | 1 | 5L-1091 | 1 | SPRING | | | | | | |
| | 26 | 1 | 5S-2586 | 1 | BOLT (3/8-16X1.75-IN) | | | | | | |

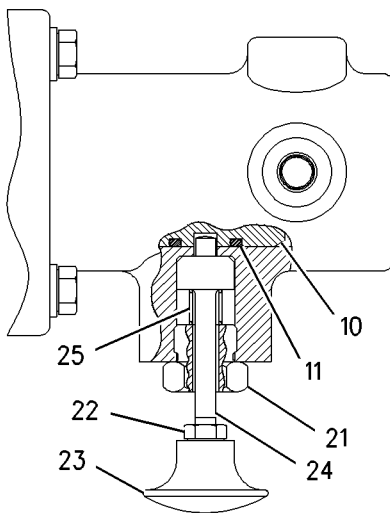
BASIC ENGINE

4P-8034 BARRING & MOUNTING GP (contd.)

i01981626



RIGHT SIDE VIEW



VIEW A-A

GRAPHIC #1

<END>

g00895508

BASIC ENGINE

256-1270 BRACKET GP-SHIPPING (CHG -00, -01)

SMCS-7505

i02379253

| NOTE | PART NUMBER | QTY | PART NAME | SEE PAGE |
|------|-------------|-----|----------------------------------|-------------|
| | | | 1 2 3 4 5 6 (PRODUCT LEVEL) | |
| | 251-9565 | 4 | BRACKET AS | |
| | 258-5631 | 8 | SCREW-WOOD (1/2-6X4-IN) (LAG) | |
| | 5P-8245 | 8 | WASHER-HARD (13.5X25.5X3-MM THK) | |

<END>

BASIC ENGINE

7E-7151 CAMSHAFT AS (CHG -00 THRU -02) PART OF 7E-7150 CAMSHAFT GP

SMCS-1210

i02346135

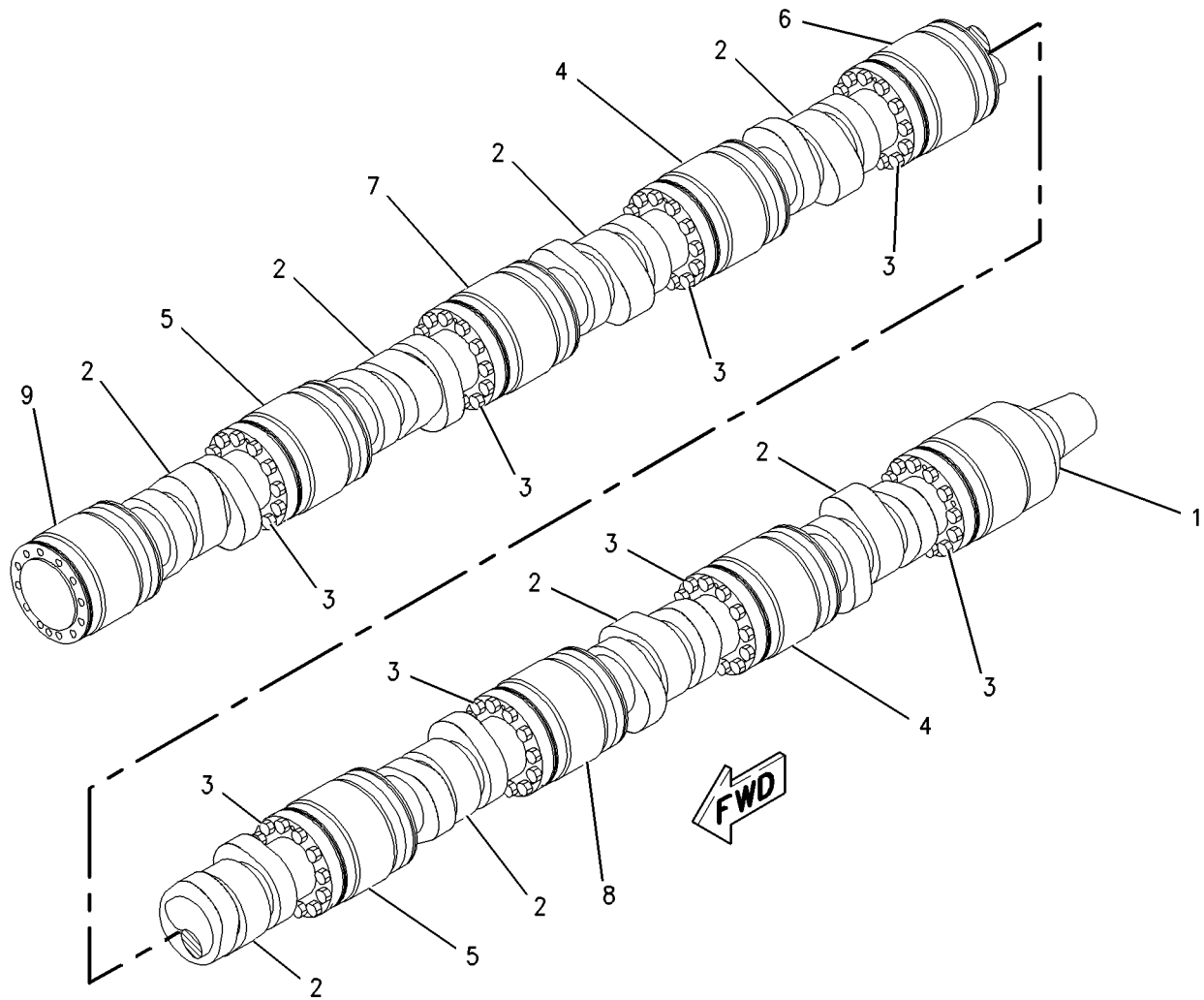
| NOTE | REF NO | GRAPHIC REF | PART NUMBER | QTY | PART NAME | | | | | | SEE PAGE |
|------|--------|-------------|-------------|-----|----------------------|---|---|---|---|-------------------|----------|
| | | | | | 1 | 2 | 3 | 4 | 5 | 6 (PRODUCT LEVEL) | |
| R | 1 | 1 | 7E-7167 | 1 | SHAFT AS-DRIVE | | | | | | |
| | | 1 | 6V-3538 | 1 | DOWEL | | | | | | |
| R | 2 | 1 | 7E-7169 | 8 | CAMSHAFT | | | | | | |
| | 3 | 1 | 9X-6380 | 192 | BOLT (5/8-11X1.5-IN) | | | | | | |
| | 4 | 1 | 7E-7158 | 2 | JOURNAL AS-CAMSHAFT | | | | | | |
| | | | | | (EACH INCLUDES) | | | | | | |
| | | 1 | 6V-3538 | 2 | DOWEL | | | | | | |
| R | | 1 | 7E-7153 | 1 | JOURNAL -CAMSHAFT | | | | | | |
| | 5 | 1 | 7E-7159 | 2 | JOURNAL AS-CAMSHAFT | | | | | | |
| | | | | | (EACH INCLUDES) | | | | | | |
| | | 1 | 6V-3538 | 2 | DOWEL | | | | | | |
| R | | 1 | 7E-7153 | 1 | JOURNAL -CAMSHAFT | | | | | | |
| | 6 | 1 | 7E-7155 | 1 | JOURNAL AS-CAMSHAFT | | | | | | |
| | | 1 | 6V-3538 | 2 | DOWEL | | | | | | |
| R | | 1 | 7E-7153 | 1 | JOURNAL -CAMSHAFT | | | | | | |
| | 7 | 1 | 7E-7160 | 1 | JOURNAL AS-CAMSHAFT | | | | | | |
| | | 1 | 6V-3538 | 2 | DOWEL | | | | | | |
| R | | 1 | 7E-7154 | 1 | JOURNAL -CAMSHAFT | | | | | | |
| | 8 | 1 | 7E-7161 | 1 | JOURNAL AS-CAMSHAFT | | | | | | |
| | | 1 | 6V-3538 | 2 | DOWEL | | | | | | |
| R | | 1 | 7E-7154 | 1 | JOURNAL -CAMSHAFT | | | | | | |
| R | 9 | 1 | 7E-7064 | 1 | JOURNAL -CAMSHAFT | | | | | | |

R-REMFG PART MAY BE AVAILABLE

BASIC ENGINE

7E-7151 CAMSHAFT AS (contd.)

i02346135



GRAPHIC #1

<END>

g00675854

BASIC ENGINE

7E-7152 CAMSHAFT AS (CHG -00 THRU -02)

STANDARD ROTATION

PART OF 7E-7150 CAMSHAFT GP

SMCS-1210

i02346136

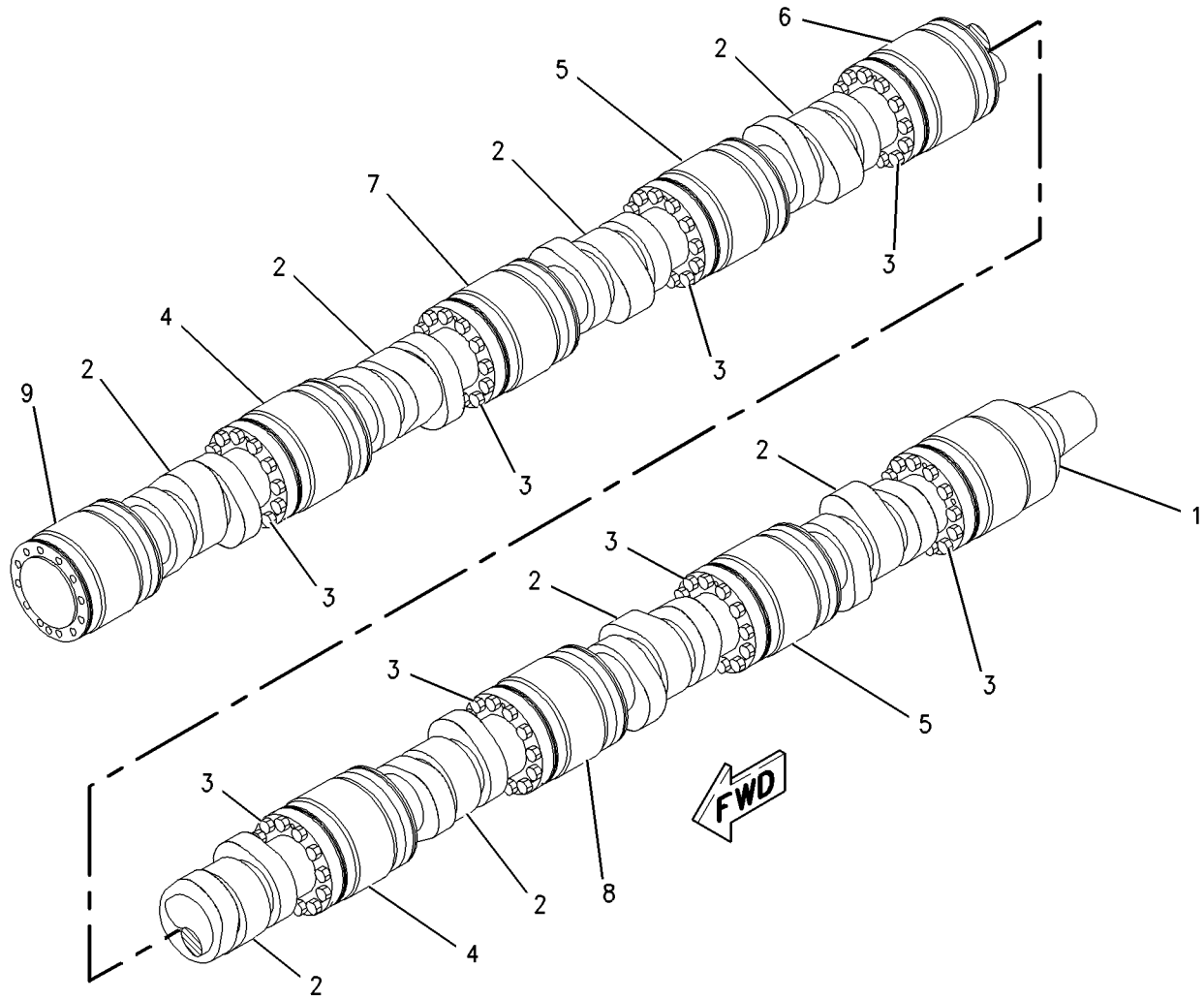
| NOTE | REF NO | GRAPHIC REF | PART NUMBER | QTY | PART NAME | | | | | | SEE PAGE |
|------|--------|-------------|-------------|-----|----------------------|---|---|---|---|-------------------|----------|
| | | | | | 1 | 2 | 3 | 4 | 5 | 6 (PRODUCT LEVEL) | |
| R | 1 | 1 | 7E-7061 | 1 | SHAFT AS | | | | | | |
| | | 1 | 6V-3538 | 1 | DOWEL | | | | | | |
| R | 2 | 1 | 7E-7065 | 8 | CAMSHAFT | | | | | | |
| | 3 | 1 | 9X-6380 | 192 | BOLT (5/8-11X1.5-IN) | | | | | | |
| | 4 | 1 | 7E-7159 | 2 | JOURNAL AS-CAMSHAFT | | | | | | |
| | | | | | (EACH INCLUDES) | | | | | | |
| | | 1 | 6V-3538 | 2 | DOWEL | | | | | | |
| R | | 1 | 7E-7153 | 1 | JOURNAL -CAMSHAFT | | | | | | |
| | 5 | 1 | 7E-7158 | 2 | JOURNAL AS-CAMSHAFT | | | | | | |
| | | | | | (EACH INCLUDES) | | | | | | |
| | | 1 | 6V-3538 | 2 | DOWEL | | | | | | |
| R | | 1 | 7E-7153 | 1 | JOURNAL -CAMSHAFT | | | | | | |
| | 6 | 1 | 7E-7155 | 1 | JOURNAL AS-CAMSHAFT | | | | | | |
| | | 1 | 6V-3538 | 2 | DOWEL | | | | | | |
| R | | 1 | 7E-7153 | 1 | JOURNAL -CAMSHAFT | | | | | | |
| | 7 | 1 | 7E-7160 | 1 | JOURNAL AS-CAMSHAFT | | | | | | |
| | | 1 | 6V-3538 | 2 | DOWEL | | | | | | |
| R | | 1 | 7E-7154 | 1 | JOURNAL -CAMSHAFT | | | | | | |
| | 8 | 1 | 7E-7161 | 1 | JOURNAL AS-CAMSHAFT | | | | | | |
| | | 1 | 6V-3538 | 2 | DOWEL | | | | | | |
| R | | 1 | 7E-7154 | 1 | JOURNAL -CAMSHAFT | | | | | | |
| R | 9 | 1 | 7E-7064 | 1 | JOURNAL -CAMSHAFT | | | | | | |

R-REMFG PART MAY BE AVAILABLE

BASIC ENGINE

7E-7152 CAMSHAFT AS (contd.)

i02346136



GRAPHIC #1

<END>

g00675976

BASIC ENGINE

7E-7150 CAMSHAFT GP (CHG -02, -03) MEDIUM OVERLAP-HIGH SPEED-STANDARD ROTATION

SMCS-1210

i01611466

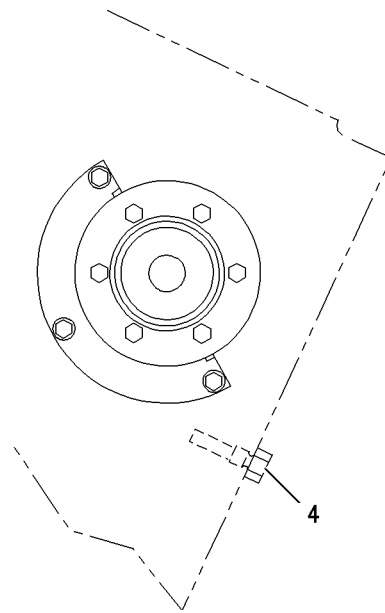
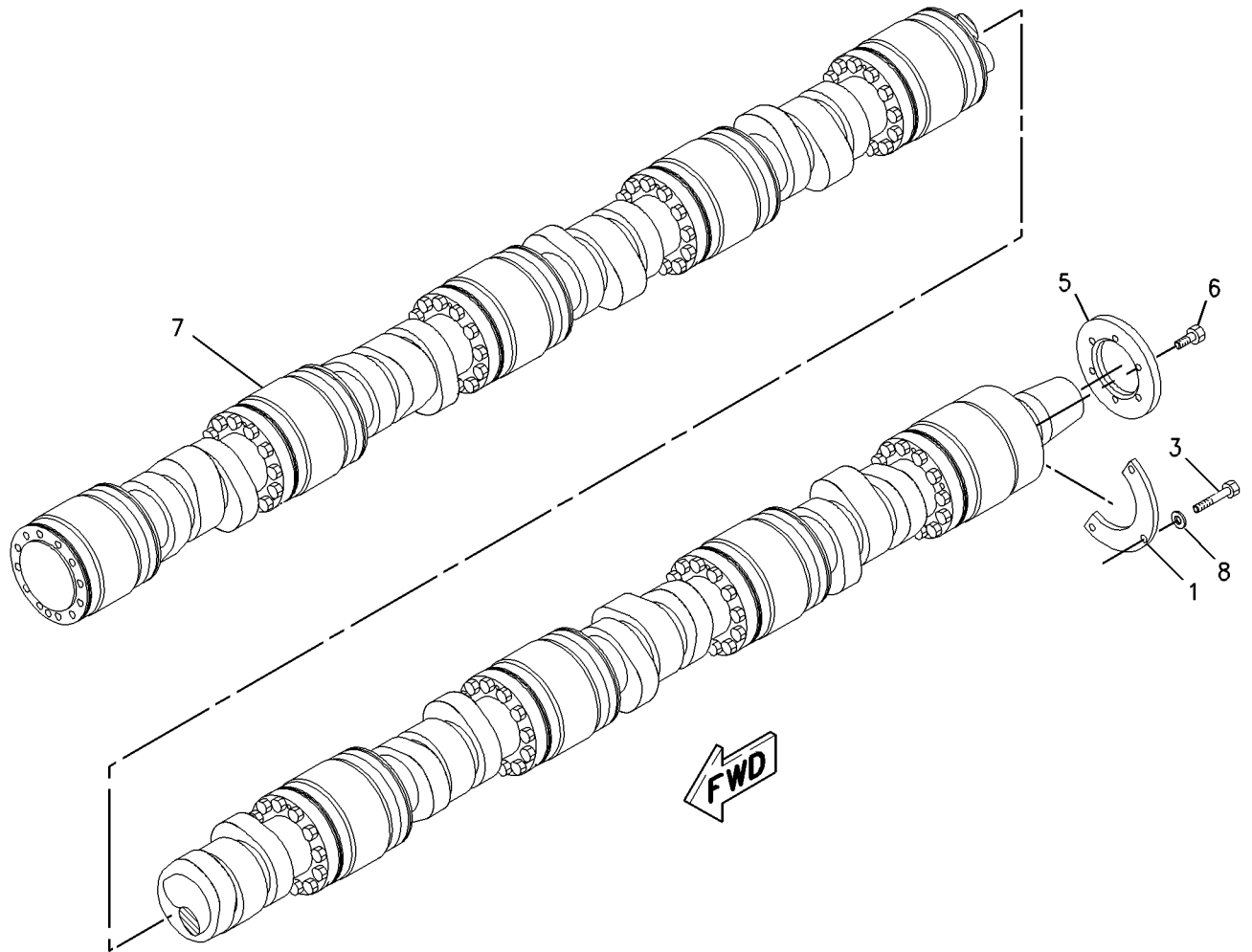
| NOTE | REF NO | GRAPHIC REF | PART NUMBER | QTY | PART NAME | | | | | | SEE PAGE |
|------|--------|-------------|-----------------|-----|------------------------------------|---|---|---|---|-------------------|----------|
| | | | | | 1 | 2 | 3 | 4 | 5 | 6 (PRODUCT LEVEL) | |
| C | 1 | 1,2 | 177-7760 | 2 | PLATE-CAM | | | | | | |
| Y | 2 | 2 | 7E-7151 | 1 | CAMSHAFT AS | | | | | | 4 |
| | 3 | 1,2 | 3B-1915 | 6 | BOLT (3/8-16X1-3/8-IN) | | | | | | |
| | 4 | 1,2 | 7W-0855 | 2 | BOLT (5/8-11X3-IN) | | | | | | |
| | 5 | 1,2 | 7W-0592 | 2 | PLATE-THRUST | | | | | | |
| | 6 | 1,2 | 0S-1588 | 12 | BOLT (3/8-16X1.25-IN) | | | | | | |
| Y | 7 | 1 | 7E-7152 | 1 | CAMSHAFT AS | | | | | | 6 |
| C | 8 | 1,2 | 3V-3308 | 6 | WASHER-HARD (10.2X20.5X2.5-MM THK) | | | | | | |

C-CHANGE FROM PREVIOUS TYPE
Y-SEPARATE ILLUSTRATION

BASIC ENGINE

7E-7150 CAMSHAFT GP (contd.)

i01611466



REAR VIEW

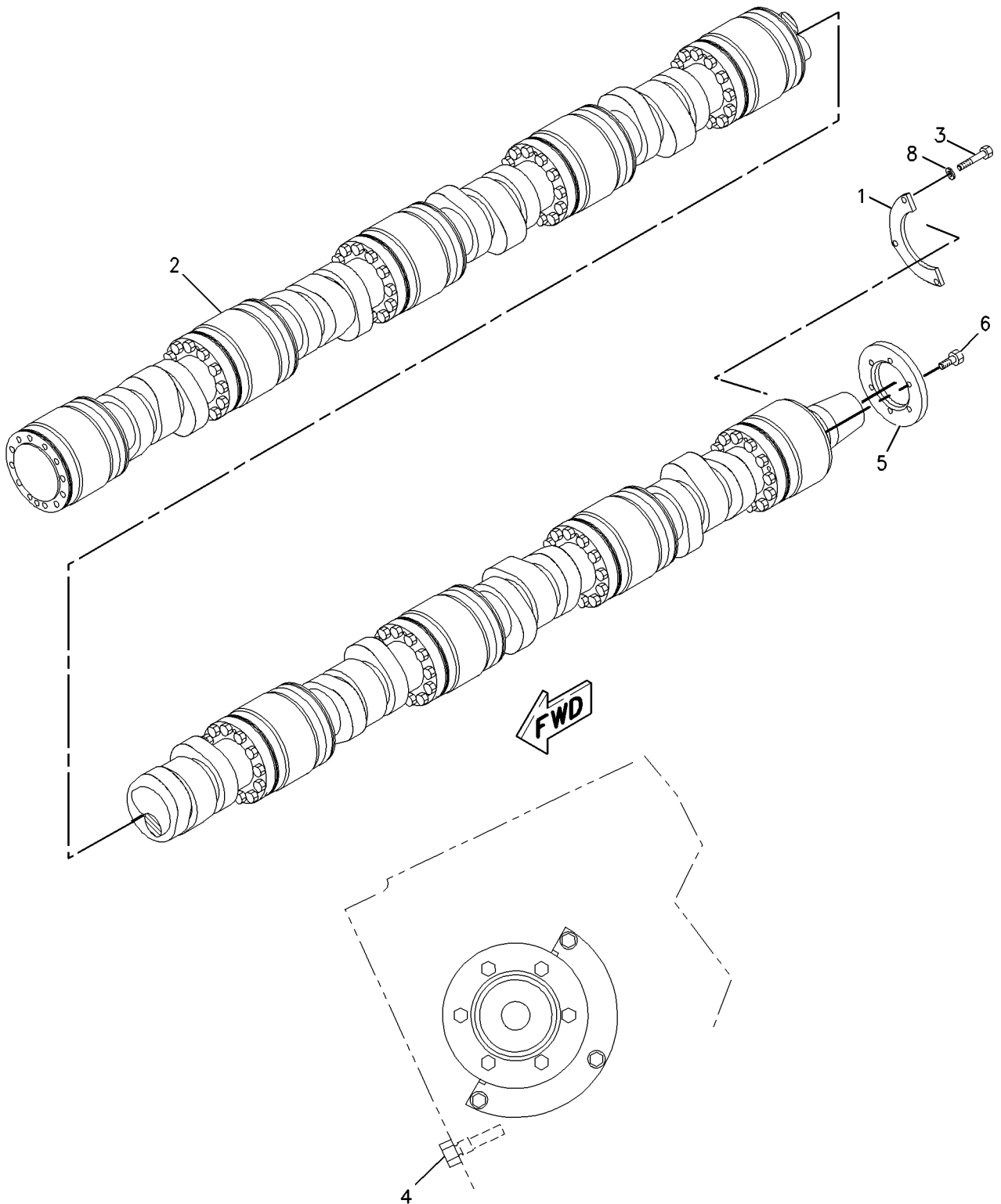
GRAPHIC #1

g00714029

BASIC ENGINE

7E-7150 CAMSHAFT GP (contd.)

i01611466



FWD

REAR VIEW

GRAPHIC #2

<END>

g00714035

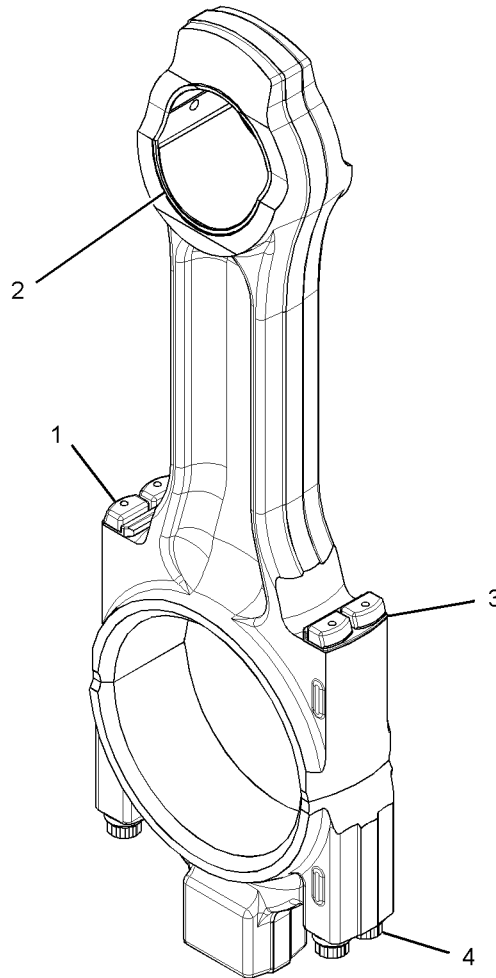
BASIC ENGINE

263-1853 CONNECTING ROD GP (CHG -01, -02, -05) PART OF 319-7945 PISTON & ROD GP

SMCS-1218

i03864149

| NOTE | REF NO | GRAPHIC REF | PART NUMBER | QTY | PART NAME | | | | | | SEE PAGE |
|------|--------|-------------|-------------|-----|---------------------------------------|---|---|---|---|-------------------|----------|
| | | | | | 1 | 2 | 3 | 4 | 5 | 6 (PRODUCT LEVEL) | |
| | 1 | 1 | 355-4969 | 4 | BOLT-CONNECTING ROD (3/4-16X12.87-IN) | | | | | | |
| | 2 | 1 | 4P-6125 | 1 | BEARING-SLEEVE | | | | | | |
| | 3 | 1 | 4W-8344 | 2 | RETAINER | | | | | | |
| | 4 | 1 | 205-0640 | 4 | NUT (3/4-16-THD) | | | | | | |



GRAPHIC #1

<END>

g02111033

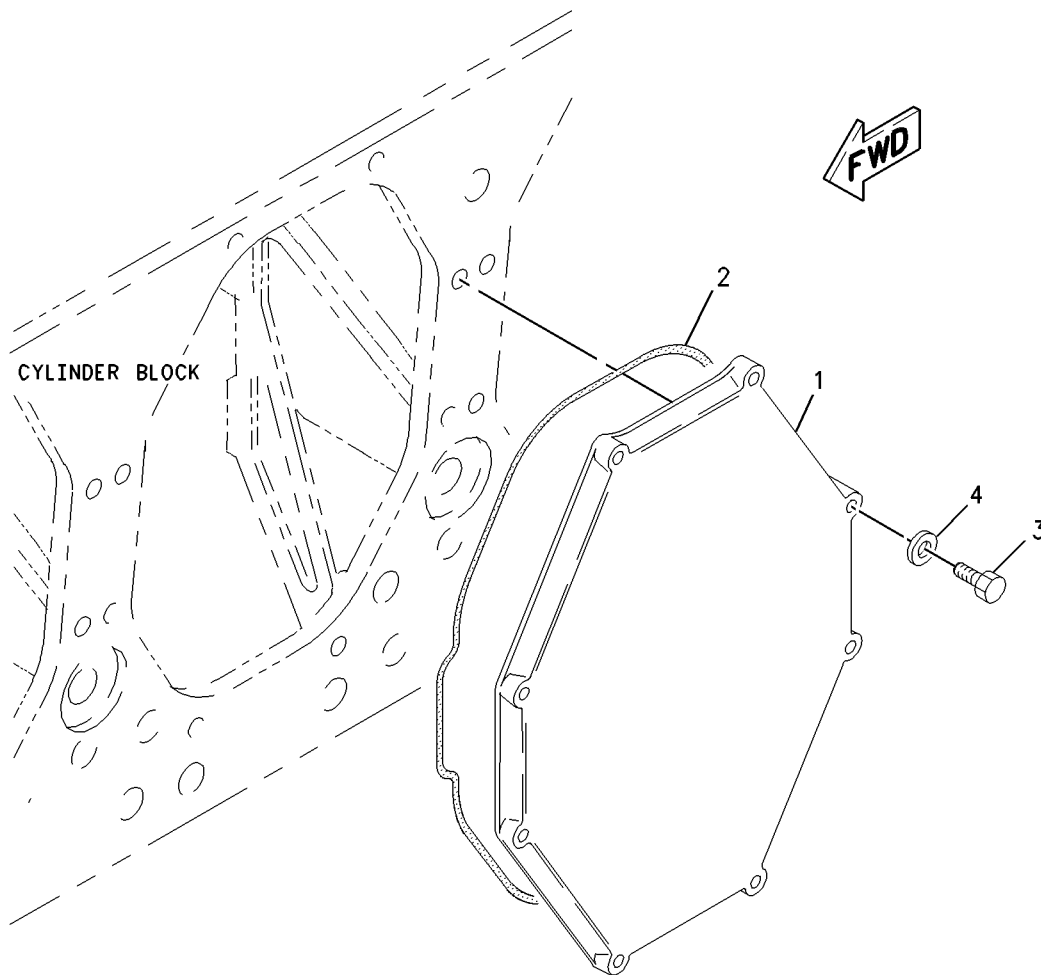
BASIC ENGINE

4W-0543 COVER GP-CYLINDER BLOCK (CHG -01 THRU -04)

SMCS-1201

i02318889

| NOTE | REF NO | GRAPHIC REF | PART NUMBER | QTY | PART NAME | | | | | | SEE PAGE |
|------|--------|-------------|----------------|-----|------------------------------------|---|---|---|---|-------------------|----------|
| | | | | | 1 | 2 | 3 | 4 | 5 | 6 (PRODUCT LEVEL) | |
| | 1 | 1 | 7E-0768 | 1 | COVER-CYLINDER BLOCK | | | | | | |
| | 2 | 1 | 6I-4545 | 1 | SEAL-O-RING | | | | | | |
| | 3 | 1 | 0S-1591 | 8 | BOLT (3/8-16X1.5-IN) | | | | | | |
| | 4 | 1 | 3V-3308 | 8 | WASHER-HARD (10.2X20.5X2.5-MM THK) | | | | | | |



GRAPHIC #1

<END>

g00802703

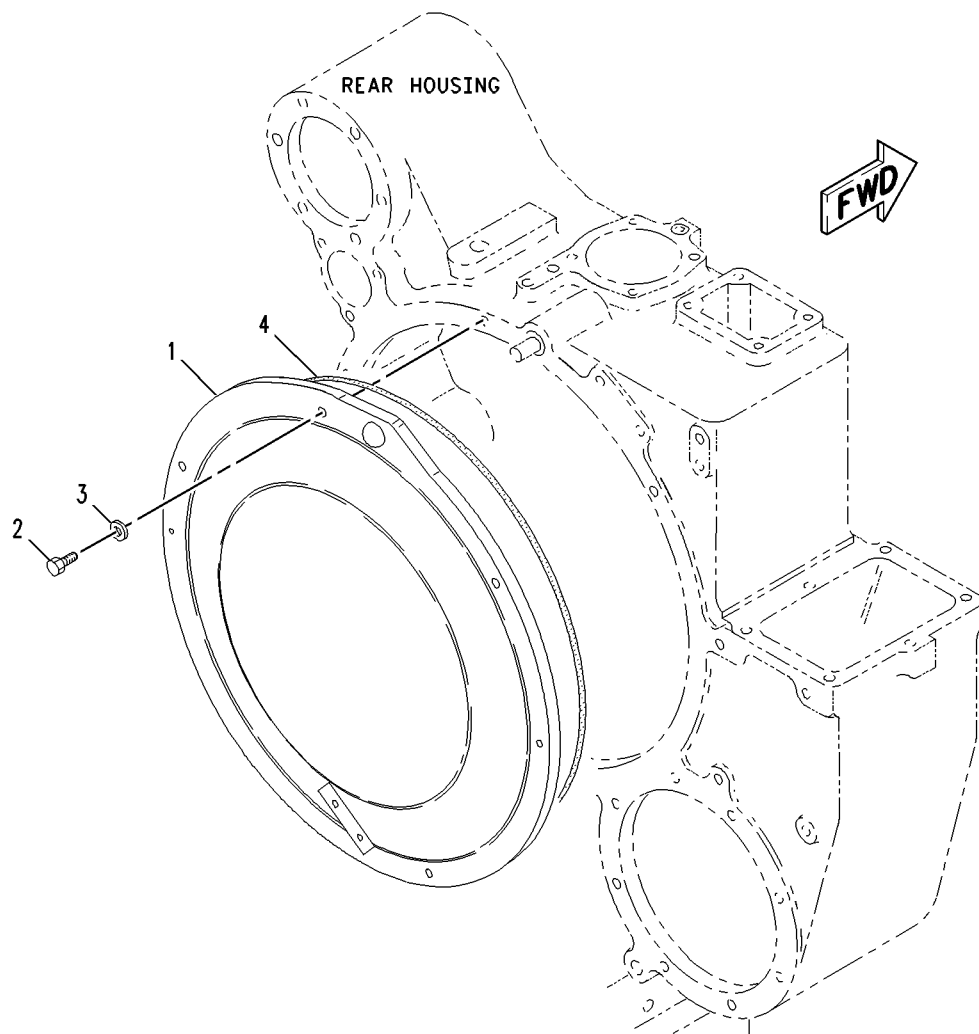
BASIC ENGINE

7W-6062 COVER GP-CYLINDER BLOCK (CHG -00 THRU -03) CAM DRIVE GEAR

SMCS-1201

i02346167

| NOTE | REF NO | GRAPHIC REF | PART NUMBER | QTY | PART NAME | | | | | | SEE PAGE |
|------|--------|-------------|----------------|-----|------------------------------------|---|---|---|---|-------------------|----------|
| | | | | | 1 | 2 | 3 | 4 | 5 | 6 (PRODUCT LEVEL) | |
| | 1 | 1 | 4P-7002 | 1 | COVER-CAMSHAFT | | | | | | |
| | 2 | 1 | 0S-1588 | 4 | BOLT (3/8-16X1.25-IN) | | | | | | |
| | 3 | 1 | 3V-3308 | 4 | WASHER-HARD (10.2X20.5X2.5-MM THK) | | | | | | |
| | 4 | 1 | 6V-5060 | 1 | SEAL-O-RING | | | | | | |



GRAPHIC #1

<END>

g00803115

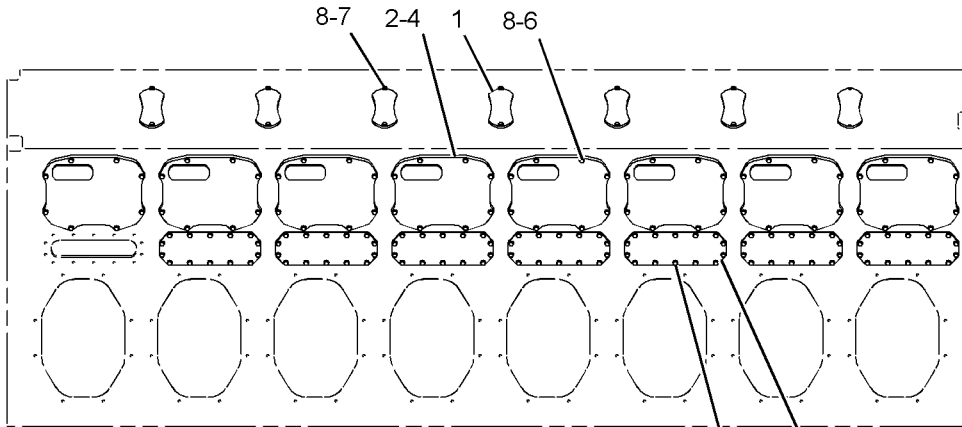
BASIC ENGINE

149-0567 COVER GP-CYLINDER BLOCK (CHG -00 THRU -02) CENTRAL STRUCTURE

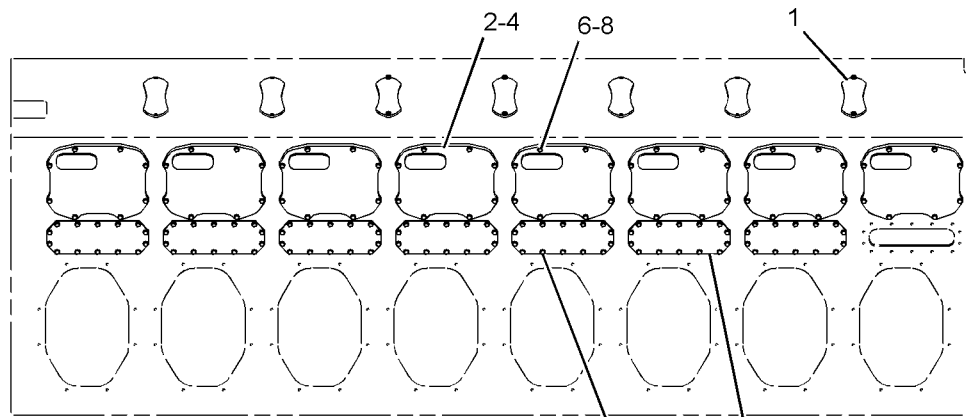
SMCS-1201

i02424123

| NOTE | REF NO | GRAPHIC REF | PART NUMBER | QTY | PART NAME | | | | | | SEE PAGE |
|------|--------|-------------|-------------|-----|------------------------------------|---|---|---|---|-------------------|----------|
| | | | | | 1 | 2 | 3 | 4 | 5 | 6 (PRODUCT LEVEL) | |
| | 1 | 1 | 1W-8811 | 14 | COVER | | | | | | |
| | 2 | 1 | 7E-0728 | 16 | COVER-CAMSHAFT | | | | | | |
| | 3 | 1 | 7W-0805 | 14 | COVER (CYLINDER BLOCK) | | | | | | |
| | 4 | 1 | 8T-0098 | 16 | SEAL-O-RING | | | | | | |
| | 5 | 1 | 121-3874 | 14 | GASKET | | | | | | |
| | 6 | 1 | 0S-1591 | 128 | BOLT (3/8-16X1.5-IN) | | | | | | |
| | 7 | 1 | 0S-1594 | 214 | BOLT (3/8-16X1-IN) | | | | | | |
| | 8 | 1 | 3V-3308 | 342 | WASHER-HARD (10.2X20.5X2.5-MM THK) | | | | | | |



LEFT SIDE VIEW



RIGHT SIDE VIEW

GRAPHIC #1

<END>

g01211225


BASIC ENGINE

2W-2742 COVER GP-ENGINE LIFTING EYE (CHG -00)

SMCS-1122

i02346062

| NOTE | REF NO | GRAPHIC REF | PART NUMBER | QTY | PART NAME | | | | | | SEE PAGE |
|------|--------|-------------|-------------|-----|--------------------------------|---|---|---|---|-------------------|----------|
| | | | | | 1 | 2 | 3 | 4 | 5 | 6 (PRODUCT LEVEL) | |
| | 1 | 1 | 3N-8591 | 2 | FILM-INFORMATION (DO NOT LIFT) | | | | | | |
| | 2 | 1 | 2W-2972 | 2 | COVER-LIFTING | | | | | | |
| | 3 | 1 | 8S-4714 | 2 | BOLT (1/4-28X4-IN) | | | | | | |
| | 4 | 1 | 3F-7674 | 2 | LOCKNUT (1/4-28 THD) | | | | | | |



TOP VIEW

<END>

GRAPHIC #1

g00783275

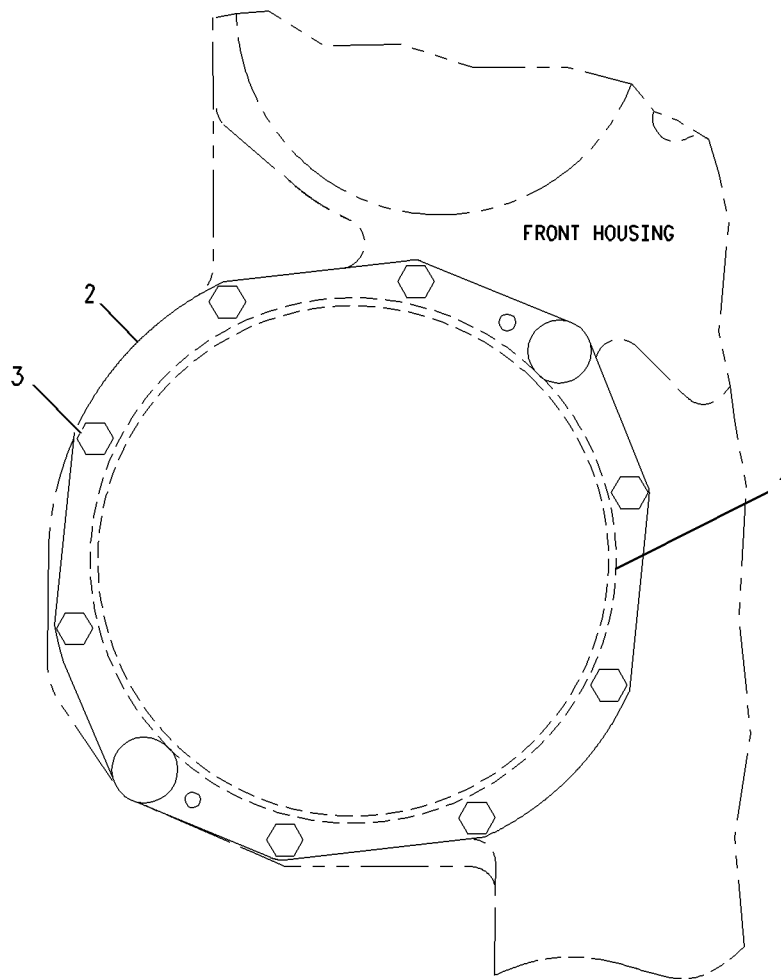
BASIC ENGINE

4W-0365 COVER GP-FRONT HOUSING (CHG -01, -02)

SMCS-1151, 1166

i02345206

| NOTE | REF NO | GRAPHIC REF | PART NUMBER | QTY | PART NAME | | | | | | SEE PAGE |
|------|--------|-------------|-------------|-----|-----------------------|---|---|---|---|-------------------|----------|
| | | | | | 1 | 2 | 3 | 4 | 5 | 6 (PRODUCT LEVEL) | |
| | 1 | 1 | 6V-7702 | 1 | SEAL-O-RING | | | | | | |
| | 2 | 1 | 1W-3377 | 1 | COVER | | | | | | |
| | 3 | 1 | 0S-1595 | 8 | BOLT (1/2-13X1.25-IN) | | | | | | |



FRONT VIEW

<END>

GRAPHIC #1

g00799741

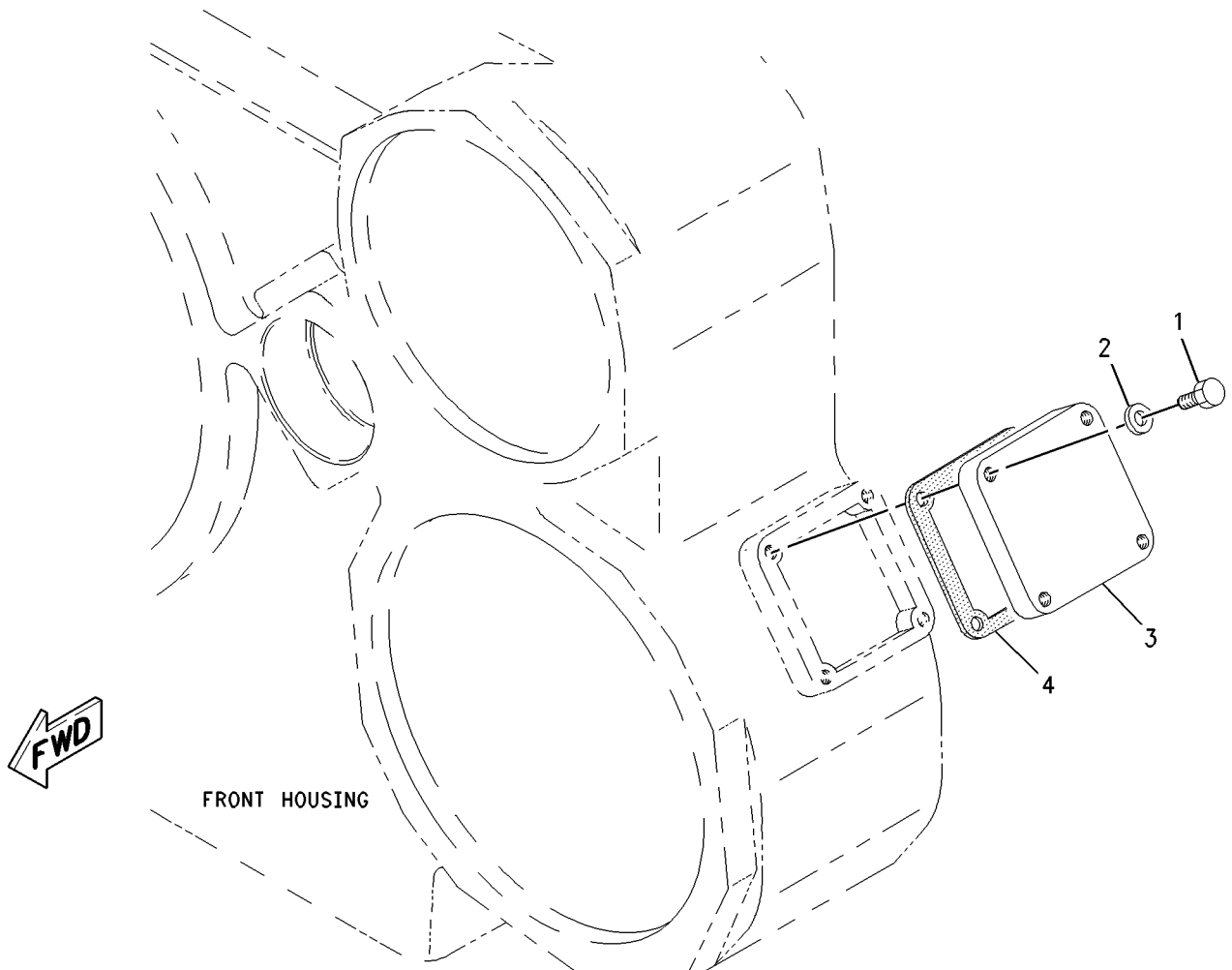
BASIC ENGINE

1W-3382 COVER GP-GEAR INSPECTION (CHG -05, -06)

SMCS-1166

i01458777

| NOTE | REF NO | GRAPHIC REF | PART NUMBER | QTY | PART NAME | | | | | | SEE PAGE |
|------|--------|-------------|----------------|-----|------------------------------------|---|---|---|---|-------------------|----------|
| | | | | | 1 | 2 | 3 | 4 | 5 | 6 (PRODUCT LEVEL) | |
| | 1 | 1 | 0S-1594 | 4 | BOLT (3/8-16X1-IN) | | | | | | |
| | 2 | 1 | 3V-3308 | 4 | WASHER-HARD (10.2X20.5X2.5-MM THK) | | | | | | |
| | 3 | 1 | 4W-6637 | 1 | COVER | | | | | | |
| | 4 | 1 | 4W-6638 | 1 | GASKET | | | | | | |



GRAPHIC #1

<END>

g00762517

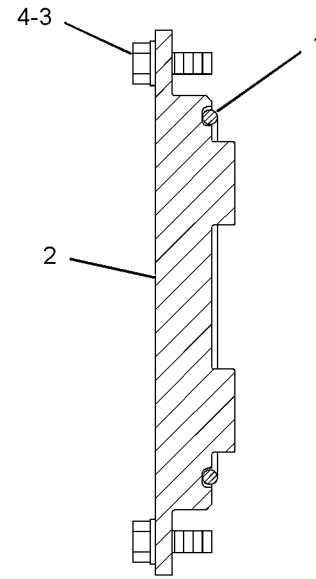
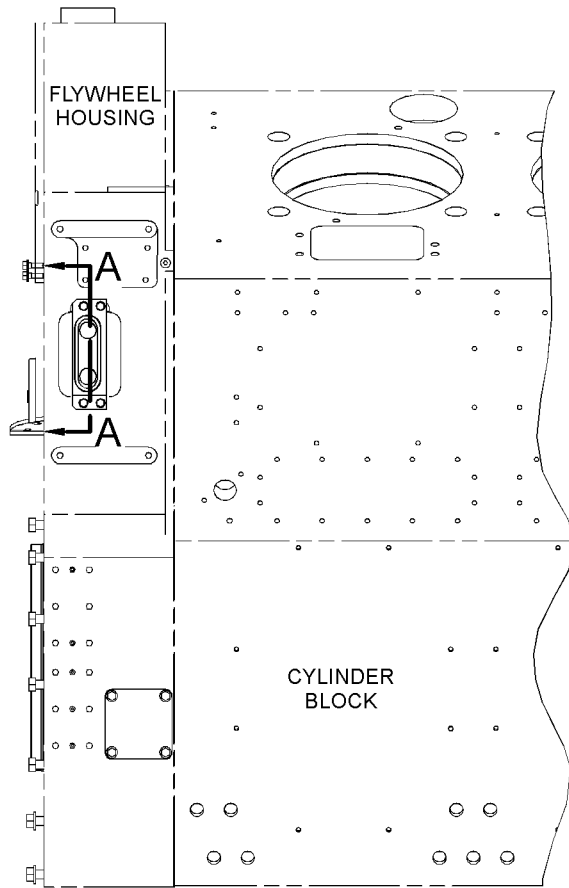
BASIC ENGINE

288-4786 COVER GP-TIMING ADVANCE (CHG -00)

SMCS-1162, 1272

i02894548

| NOTE | REF NO | GRAPHIC REF | PART NUMBER | QTY | PART NAME | | | | | | SEE PAGE |
|------|--------|-------------|-----------------|-----|-------------------------------|---|---|---|---|-------------------|----------|
| | | | | | 1 | 2 | 3 | 4 | 5 | 6 (PRODUCT LEVEL) | |
| | 1 | 1 | 5F-0149 | 1 | SEAL-O-RING | | | | | | |
| | 2 | 1 | 288-4407 | 1 | COVER | | | | | | |
| | 3 | 1 | 2B-2695 | 4 | BOLT (5/16-18X0.875-IN) | | | | | | |
| | 4 | 1 | 9M-1974 | 4 | WASHER-HARD (8.8X16X2-MM THK) | | | | | | |



SECTION A-A

LEFT SIDE VIEW OF ENGINE

GRAPHIC #1

<END>

g01453144

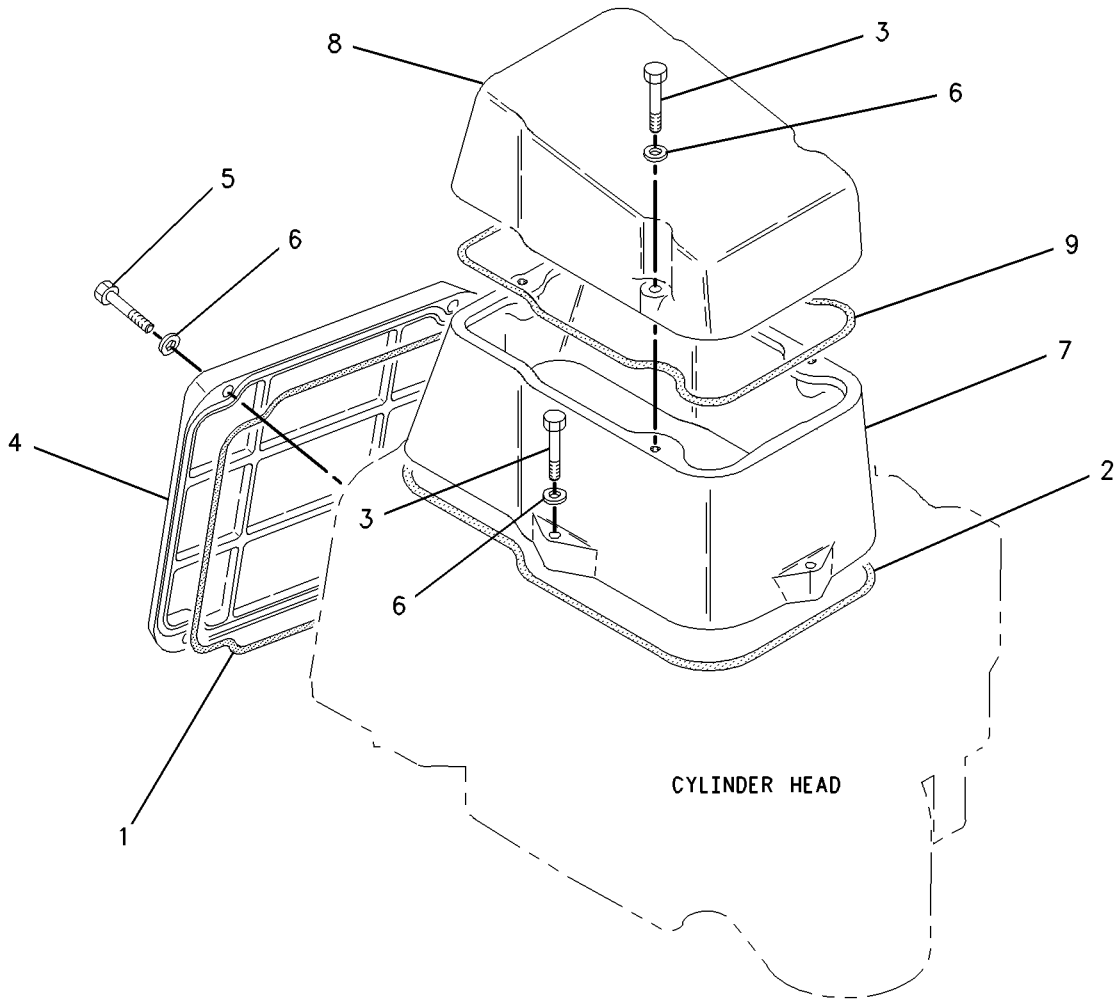
BASIC ENGINE

1W-0027 COVER GP-VALVE MECHANISM (CHG -06 THRU -10)

SMCS-1107

i02337567

| NOTE | REF NO | GRAPHIC REF | PART NUMBER | QTY | PART NAME | | | | | | SEE PAGE |
|------|--------|-------------|-------------|-----|------------------------------------|---|---|---|---|-------------------|----------|
| | | | | | 1 | 2 | 3 | 4 | 5 | 6 (PRODUCT LEVEL) | |
| | 1 | 1 | 9X-7688 | 1 | SEAL-O-RING | | | | | | |
| | 2 | 1 | 118-7536 | 1 | SEAL-O-RING | | | | | | |
| | 3 | 1 | 0S-1590 | 7 | BOLT (3/8-16X2-IN) | | | | | | |
| | 4 | 1 | 7E-0732 | 1 | COVER-GUIDE | | | | | | |
| | 5 | 1 | 0S-1591 | 4 | BOLT (3/8-16X1.5-IN) | | | | | | |
| | 6 | 1 | 3V-3308 | 11 | WASHER-HARD (10.2X20.5X2.5-MM THK) | | | | | | |
| | 7 | 1 | 7E-0731 | 1 | BASE-ROCKER ARM | | | | | | |
| | 8 | 1 | 7E-0733 | 1 | COVER-VALVE MECHANISM | | | | | | |
| | 9 | 1 | 6V-3602 | 1 | SEAL-O-RING | | | | | | |



GRAPHIC #1

<END>

g00761010

BASIC ENGINE

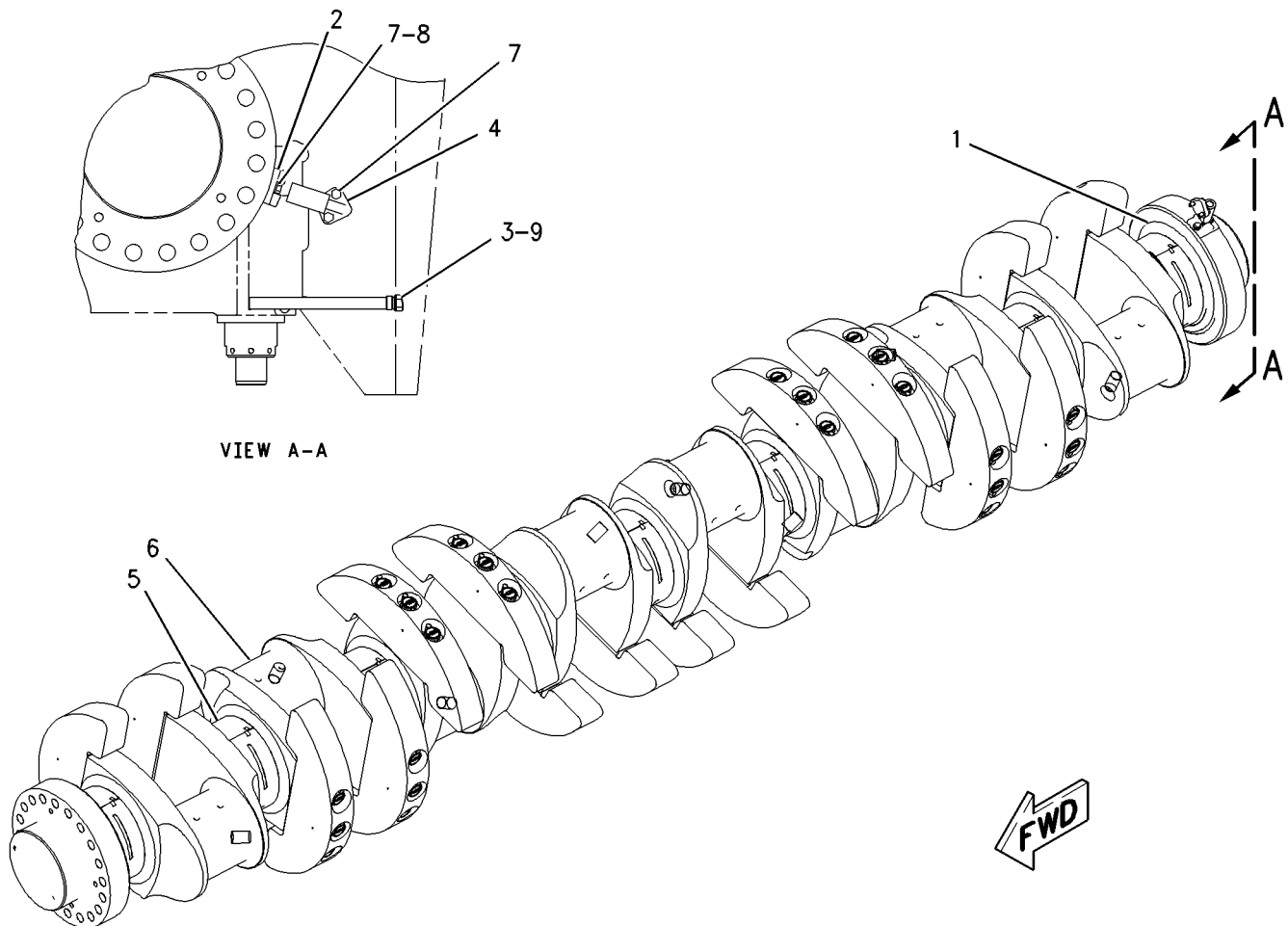
189-2500 CRANKSHAFT GP (CHG -00 THRU -02)

SMCS-1202

i03751346

| NOTE | REF NO | GRAPHIC REF | PART NUMBER | QTY | PART NAME | | | | | | SEE PAGE |
|------|--------|-------------|-------------|-----|-------------------------------------|---|---|---|---|-------------------|----------|
| | | | | | 1 | 2 | 3 | 4 | 5 | 6 (PRODUCT LEVEL) | |
| | 1 | 1 | 345-4127 | 2 | PLATE - THRUST | | | | | | |
| | 2 | 1 | 1W-8260 | 1 | BRACKET AS-CRANKSHAFT | | | | | | |
| | | 1 | 6V-3537 | 1 | DOWEL | | | | | | |
| | 3 | 1 | 2W-0546 | 1 | PIN-TIMING | | | | | | |
| | 4 | 1 | 4W-8010 | 1 | BRACKET-GUIDE | | | | | | |
| | 5 | 1 | 129-4054 | 9 | BEARING-CRANKSHAFT (MAIN) | | | | | | |
| | 6 | 1 | 189-2499 | 1 | CRANKSHAFT AS | | | | | | |
| | | 1 | 7W-1632 | 8 | PLUG | | | | | | |
| | | 1 | 179-3576 | 16 | COUNTERWEIGHT AS (EACH INCLUDES) | | | | | | |
| | | 1 | 137-0135 | 2 | DOWEL | | | | | | |
| | | 1 | 186-0136 | 48 | PIN-LOCK | | | | | | |
| M | | 1 | 186-0144 | 48 | BOLT (CRANKSHAFT) | | | | | | |
| | | 1 | 186-0145 | 48 | WASHER (39X65.5X6-MM THK) | | | | | | |
| | 7 | 1 | 0S-1594 | 4 | BOLT (3/8-16X1-IN) | | | | | | |
| | 8 | 1 | 3V-3308 | 2 | WASHER-HARD (10.2X20.5X2.5-MM THK) | | | | | | |
| | 9 | 1 | 6V-4589 | 1 | SEAL-O-RING | | | | | | |

M-METRIC PART



GRAPHIC #1

<END>

g00746103

BASIC ENGINE

149-0482 CYLINDER BLOCK AS (CHG -00 THRU -04)

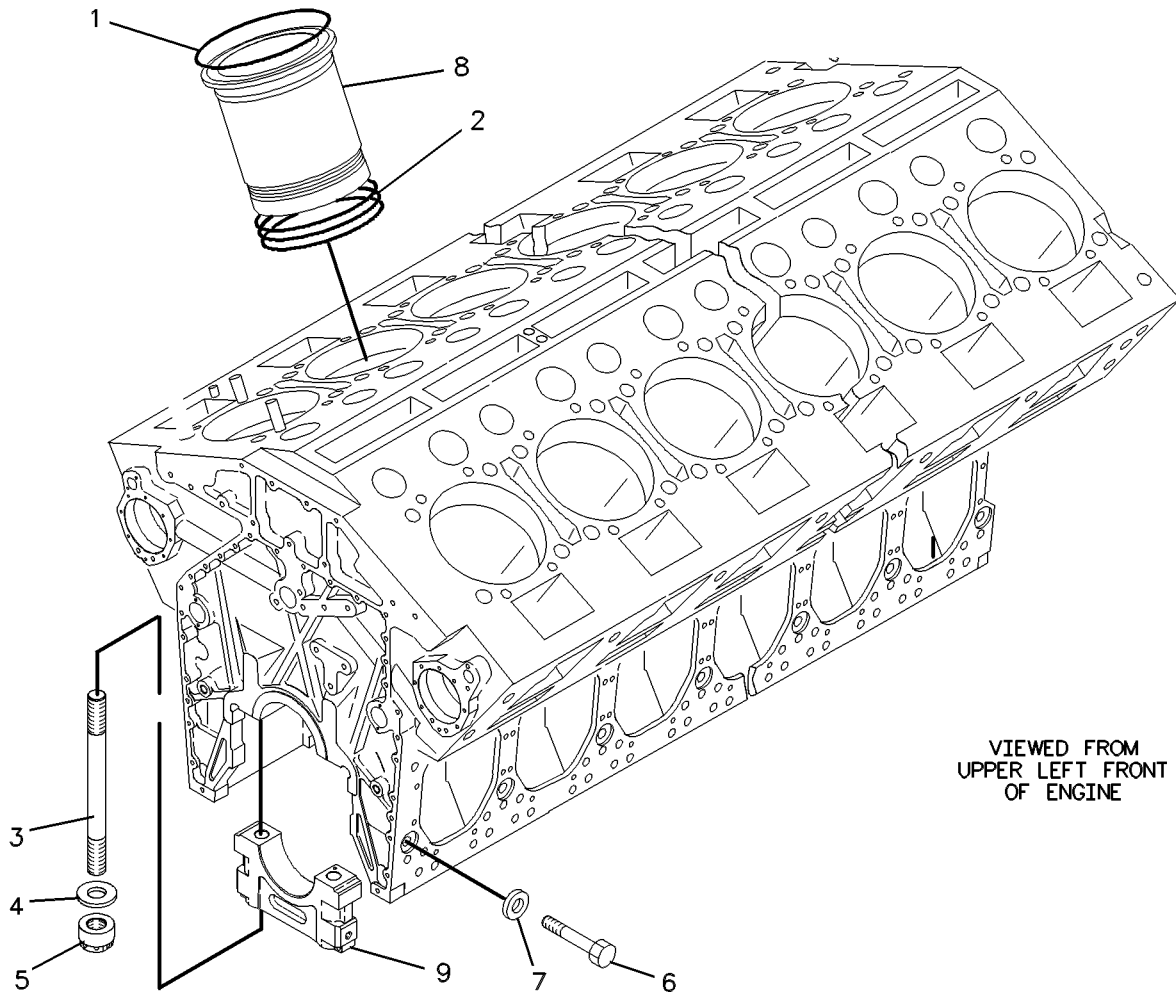
CUFFED LINER

PART OF 149-0483 CYLINDER BLOCK GP

SMCS-1201

i02346260

| NOTE | REF NO | GRAPHIC REF | PART NUMBER | QTY | PART NAME | | | | | | SEE PAGE |
|------|--------|-------------|-------------|-----|------------------------------------------------|---|---|---|---|-------------------|----------|
| | | | | | 1 | 2 | 3 | 4 | 5 | 6 (PRODUCT LEVEL) | |
| | 1 | 1 | 1W-0115 | 16 | SEAL-O-RING | | | | | | |
| | 2 | 1 | 1W-0118 | 48 | SEAL-O-RING | | | | | | |
| | 3 | 1 | 1W-0121 | 18 | STUD-TAPERLOCK | | | | | | |
| | 4 | 1 | 1W-0122 | 18 | WASHER (52X110X12-MM THK) | | | | | | |
| | 5 | 1 | 1W-0123 | 18 | NUT (2-12-THD) | | | | | | |
| | 6 | 1 | 3S-7079 | 18 | BOLT (1-1/4-12X9.5-IN) | | | | | | |
| | 7 | 1 | 4K-0684 | 18 | WASHER-HARD (34X55X6-MM THK) | | | | | | |
| | 8 | 1 | 179-3167 | 16 | LINER-CYLINDER | | | | | | |
| | 9 | 1 | 124-1836 | 9 | CAP AS-BEARING (CRANKSHAFT) (EACH INCLUDES) | | | | | | |
| | | 1 | 6V-3538 | 1 | DOWEL | | | | | | |



GRAPHIC #1

<END>

g00352672

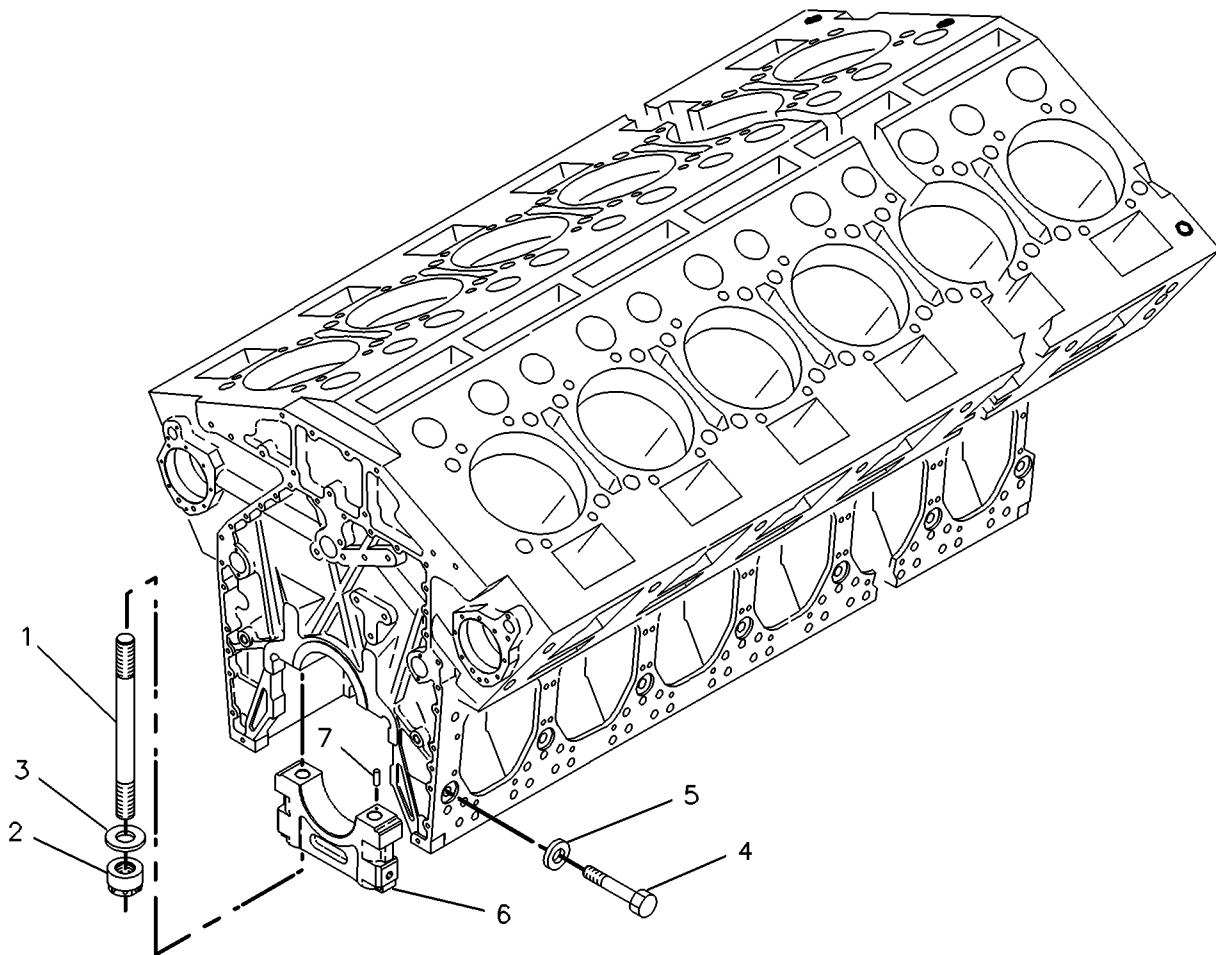
BASIC ENGINE

149-0490 CYLINDER BLOCK AS (CHG -00 THRU -02) PART OF 149-0491 CYLINDER BLOCK GP

SMCS-1201

i02346261

| NOTE | REF NO | GRAPHIC REF | PART NUMBER | QTY | PART NAME | | | | | | SEE PAGE |
|------|--------|-------------|-------------|-----|------------------------------------------------|---|---|---|---|-------------------|----------|
| | | | | | 1 | 2 | 3 | 4 | 5 | 6 (PRODUCT LEVEL) | |
| | 1 | 1 | 1W-0121 | 18 | STUD-TAPERLOCK | | | | | | |
| | 2 | 1 | 1W-0123 | 18 | NUT (2-12-THD) | | | | | | |
| | 3 | 1 | 1W-0122 | 18 | WASHER (52X110X12-MM THK) | | | | | | |
| | 4 | 1 | 3S-7079 | 18 | BOLT (1-1/4-12X9.5-IN) | | | | | | |
| | 5 | 1 | 4K-0684 | 18 | WASHER-HARD (34X55X6-MM THK) | | | | | | |
| | 6 | 1 | 124-1836 | 9 | CAP AS-BEARING (CRANKSHAFT) (EACH INCLUDES) | | | | | | |
| | 7 | 1 | 6V-3538 | 1 | DOWEL | | | | | | |



GRAPHIC #1

<END>

g00064786

BASIC ENGINE

149-0483 CYLINDER BLOCK GP (CHG -00 THRU -06) CUFFED LINER

FIELD REPLACEMENT ORDER 149-0491-PAGE 25

SMCS-1201

i03388181

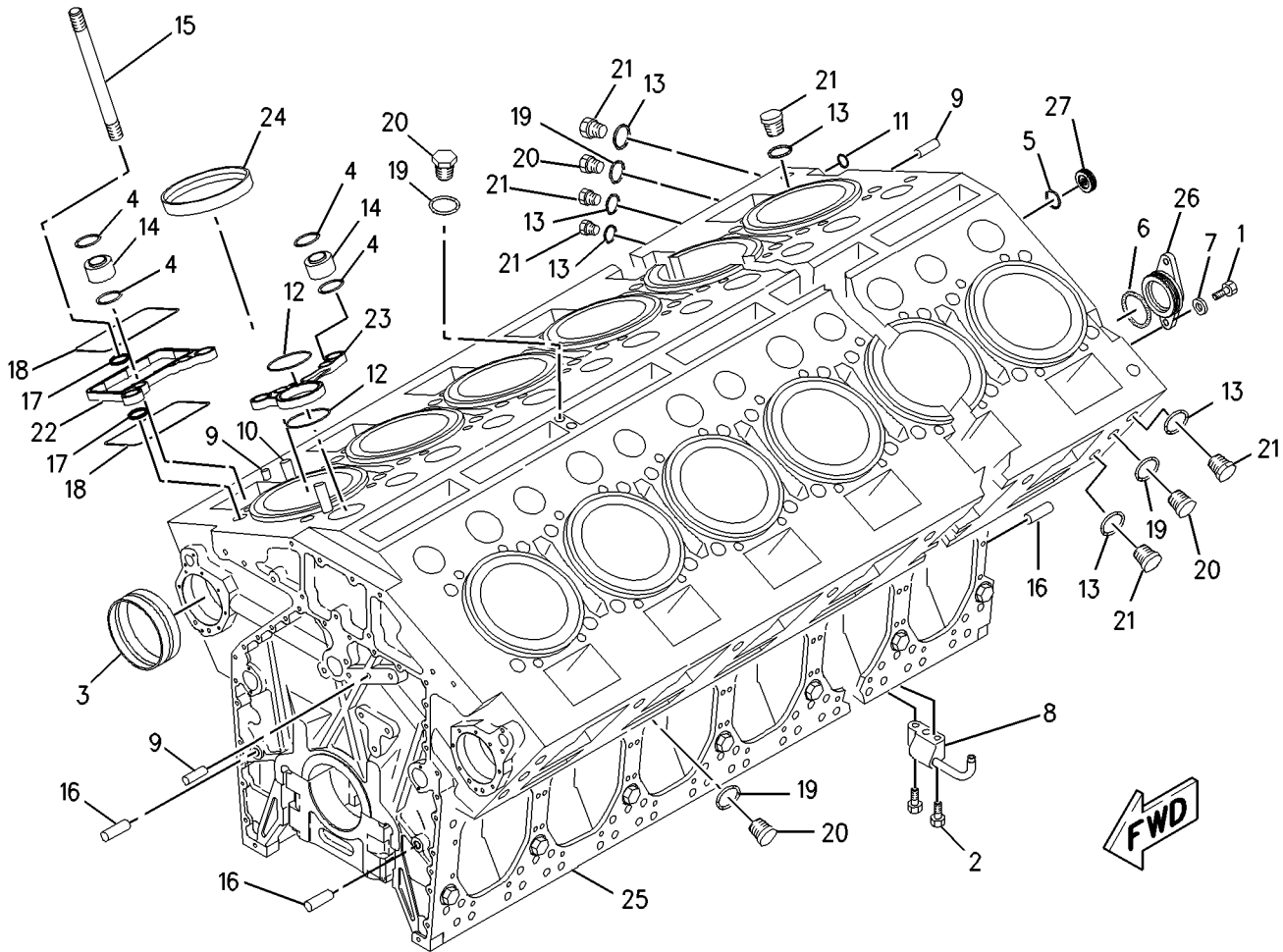
| NOTE | REF NO | GRAPHIC REF | PART NUMBER | QTY | PART NAME | | | | | | SEE PAGE |
|------|--------|-------------|-----------------|-----|------------------------------------|---|---|---|---|-------------------|----------|
| | | | | | 1 | 2 | 3 | 4 | 5 | 6 (PRODUCT LEVEL) | |
| | 1 | 1 | 0S-1594 | 4 | BOLT (3/8-16X1-IN) | | | | | | |
| | 2 | 1 | 0L-1143 | 32 | BOLT (3/8-16X2.5-IN) | | | | | | |
| | 3 | 1 | 1W-0105 | 18 | BEARING-CAMSHAFT | | | | | | |
| | 4 | 1 | 2N-3350 | 128 | SEAL-O-RING | | | | | | |
| | 5 | 1 | 3P-0651 | 1 | SEAL-O-RING | | | | | | |
| | 6 | 1 | 3P-0656 | 2 | SEAL-O-RING | | | | | | |
| | 7 | 1 | 3V-3308 | 4 | WASHER-HARD (10.2X20.5X2.5-MM THK) | | | | | | |
| | 8 | 1 | 120-9330 | 16 | JET AS (PISTON COOLING) | | | | | | |
| | | | | | (EACH INCLUDES) | | | | | | |
| | | 1 | 1W-7117 | 2 | DOWEL-HOLLOW | | | | | | |
| | 9 | 1 | 6V-3538 | 35 | DOWEL | | | | | | |
| | 10 | 1 | 6V-3539 | 32 | DOWEL | | | | | | |
| | 11 | 1 | 6V-3955 | 3 | SEAL-O-RING | | | | | | |
| | 12 | 1 | 6V-4314 | 32 | SEAL-O-RING | | | | | | |
| | 13 | 1 | 6V-4589 | 25 | SEAL-O-RING | | | | | | |
| | 14 | 1 | 7C-4299 | 64 | ADAPTER | | | | | | |
| | 15 | 1 | 187-0450 | 64 | STUD-TAPERLOCK | | | | | | |
| | 16 | 1 | 7N-2328 | 4 | DOWEL | | | | | | |
| | 17 | 1 | 8C-5230 | 128 | SEAL-O-RING | | | | | | |
| | 18 | 1 | 305-5302 | 32 | SEAL-CYLINDER HEAD | | | | | | |
| | 19 | 1 | 8L-2786 | 20 | SEAL-O-RING | | | | | | |
| | 20 | 1 | 9S-8005 | 20 | PLUG-O-RING | | | | | | |
| | 21 | 1 | 9S-8006 | 25 | PLUG-O-RING | | | | | | |
| | 22 | 1 | 114-4301 | 16 | PLATE-SEAL | | | | | | |
| | 23 | 1 | 114-4302 | 16 | PLATE-SEAL | | | | | | |
| | 24 | 1 | 175-5060 | 16 | SLEEVE (CYLINDER LINER) | | | | | | |
| Y | 25 | 1 | <i>149-0482</i> | 1 | CYLINDER BLOCK AS | | | | | | 21 |
| | 26 | 1 | 149-0564 | 2 | PLUG | | | | | | |
| | 27 | 1 | 149-0565 | 1 | PLUG | | | | | | |

Y-SEPARATE ILLUSTRATION

BASIC ENGINE

149-0483 CYLINDER BLOCK GP (contd.)

i03388181



GRAPHIC #1

<END>

g00733674

BASIC ENGINE

149-0491 CYLINDER BLOCK GP (CHG -00 THRU -05) FIELD REPLACEMENT FOR 149-0483-PAGE 23

SMCS-1201

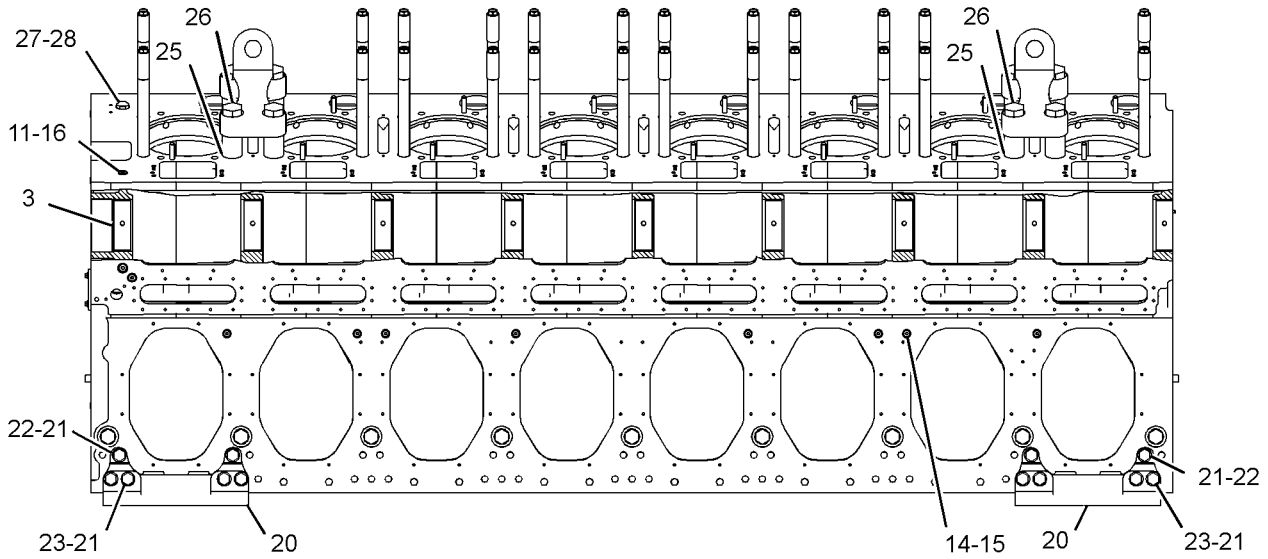
i03561721

| NOTE | REF NO | GRAPHIC REF | PART NUMBER | QTY | PART NAME | | | | | | SEE PAGE |
|-------------------------|--------|-------------|-----------------|-----|------------------------------------|---|---|---|---|-------------------|----------|
| | | | | | 1 | 2 | 3 | 4 | 5 | 6 (PRODUCT LEVEL) | |
| | 1 | 2 | 0S-1594 | 4 | BOLT (3/8-16X1-IN) | | | | | | |
| | 2 | 1 | 0L-1143 | 32 | BOLT (3/8-16X2.5-IN) | | | | | | |
| | 3 | 1,2 | 1W-0105 | 18 | BEARING-CAMSHAFT | | | | | | |
| | 4 | 2 | 3P-0651 | 1 | SEAL-O-RING | | | | | | |
| | 5 | 2 | 3P-0656 | 2 | SEAL-O-RING | | | | | | |
| | 6 | 2 | 3V-3308 | 4 | WASHER-HARD (10.2X20.5X2.5-MM THK) | | | | | | |
| | 7 | 1 | 120-9330 | 16 | JET AS (PISTON COOLING) | | | | | | |
| | | | | | (EACH INCLUDES) | | | | | | |
| | | 1 | 1W-7117 | 2 | DOWEL-HOLLOW | | | | | | |
| | 8 | 1,2 | 6V-3538 | 35 | DOWEL | | | | | | |
| | 9 | 1 | 6V-3539 | 32 | DOWEL | | | | | | |
| | 10 | 2 | 6V-3955 | 3 | SEAL-O-RING | | | | | | |
| | 11 | 1,2 | 6V-4589 | 25 | SEAL-O-RING | | | | | | |
| | 12 | 1 | 187-0450 | 64 | STUD-TAPERLOCK | | | | | | |
| | 13 | 1,2 | 7N-2328 | 4 | DOWEL | | | | | | |
| | 14 | 1,2 | 8L-2786 | 18 | SEAL-O-RING | | | | | | |
| | 15 | 1,2 | 9S-8005 | 18 | PLUG-O-RING | | | | | | |
| | 16 | 1,2 | 9S-8006 | 25 | PLUG-O-RING | | | | | | |
| Y | 17 | 1 | <i>149-0490</i> | 1 | CYLINDER BLOCK AS | | | | | | 22 |
| | 18 | 2 | 149-0564 | 2 | PLUG | | | | | | |
| | 19 | 2 | 149-0565 | 1 | PLUG | | | | | | |
| | 20 | 1 | 4W-6277 | 4 | SUPPORT AS | | | | | | |
| | | | | | (EACH INCLUDES) | | | | | | |
| | | 1 | 7N-2328 | 2 | DOWEL | | | | | | |
| | 21 | 1 | 5P-8250 | 24 | WASHER (28X49X5-MM THK) | | | | | | |
| | 22 | 1 | 8S-4757 | 8 | BOLT (1-14X8-IN) | | | | | | |
| | 23 | 1 | 7B-8363 | 16 | BOLT (1-14X10.75-IN) | | | | | | |
| | 24 | 1 | 101-8189 | 4 | BRACKET-LIFTING | | | | | | |
| | 25 | 1 | 214-6044 | 16 | SPACER (44.5X69.9X88-MM THK) | | | | | | |
| | 26 | 1 | 218-0660 | 16 | BOLT (1-5/8-12X13.25-IN) | | | | | | |
| | 27 | 1 | 5P-7701 | 1 | SEAL-O-RING | | | | | | |
| | 28 | 1 | 9S-4181 | 1 | PLUG-O-RING | | | | | | |
| Y-SEPARATE ILLUSTRATION | | | | | | | | | | | |

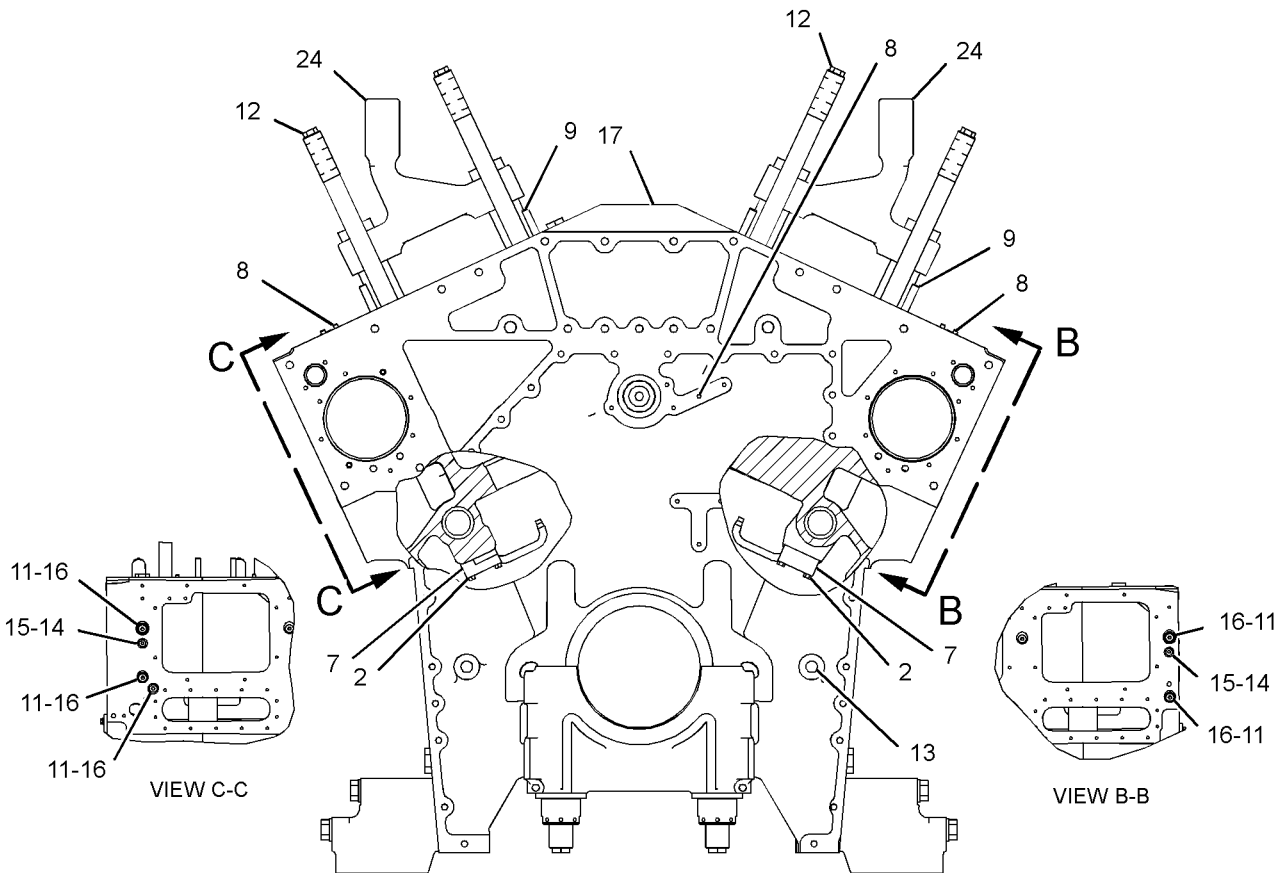
BASIC ENGINE

149-0491 CYLINDER BLOCK GP (contd.)

i03561721



RIGHT SIDE VIEW OF ENGINE



FRONT VIEW OF ENGINE

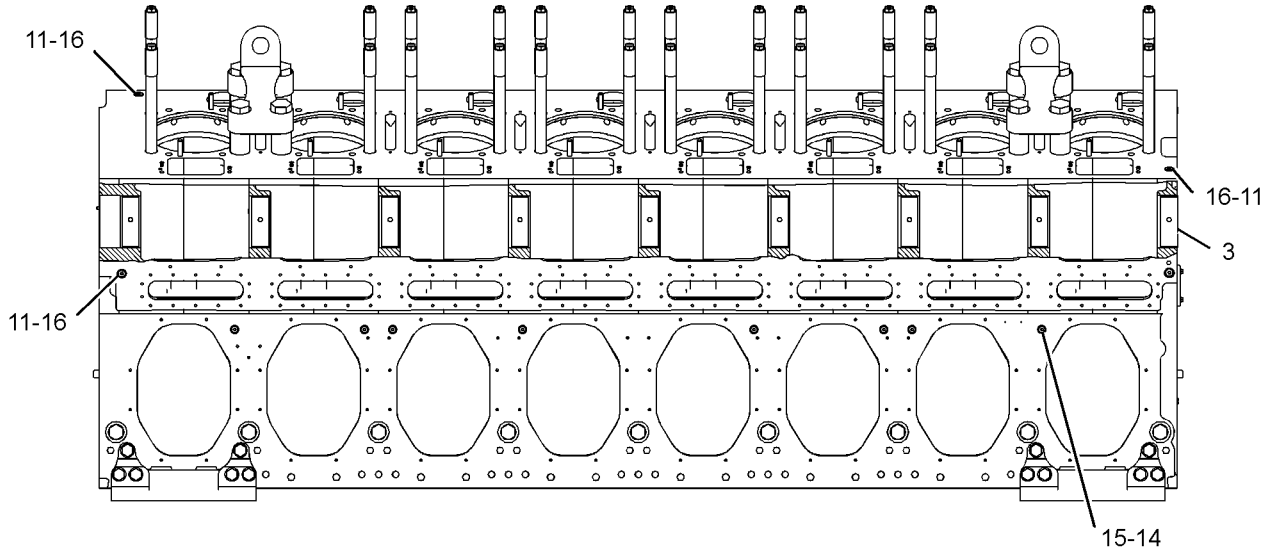
GRAPHIC #1

g01886784

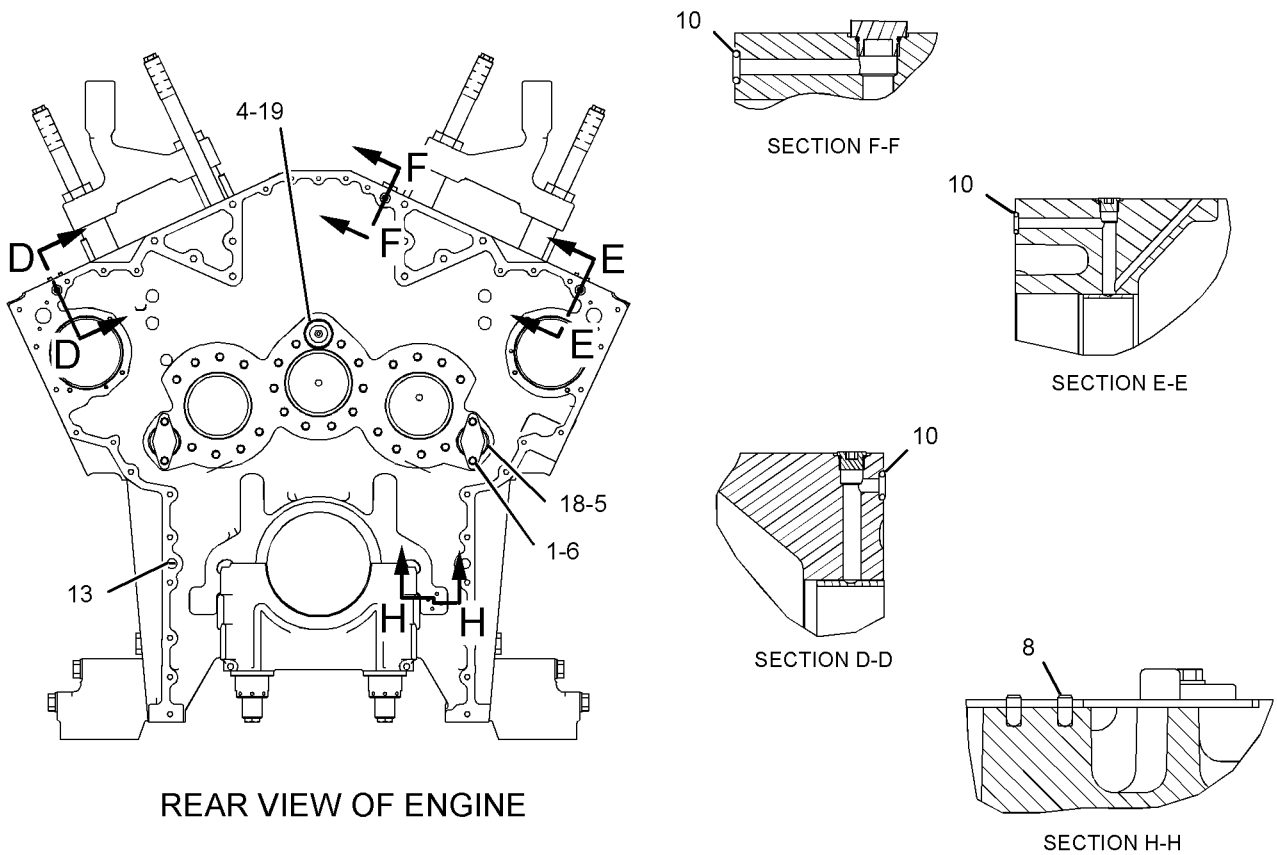
BASIC ENGINE

149-0491 CYLINDER BLOCK GP (contd.)

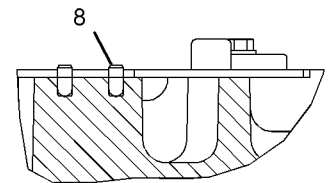
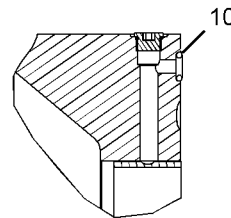
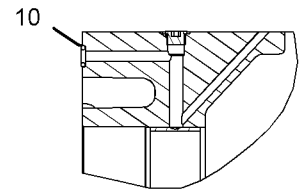
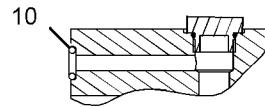
i03561721



LEFT SIDE VIEW OF ENGINE



REAR VIEW OF ENGINE



GRAPHIC #2

<END>

g01886785

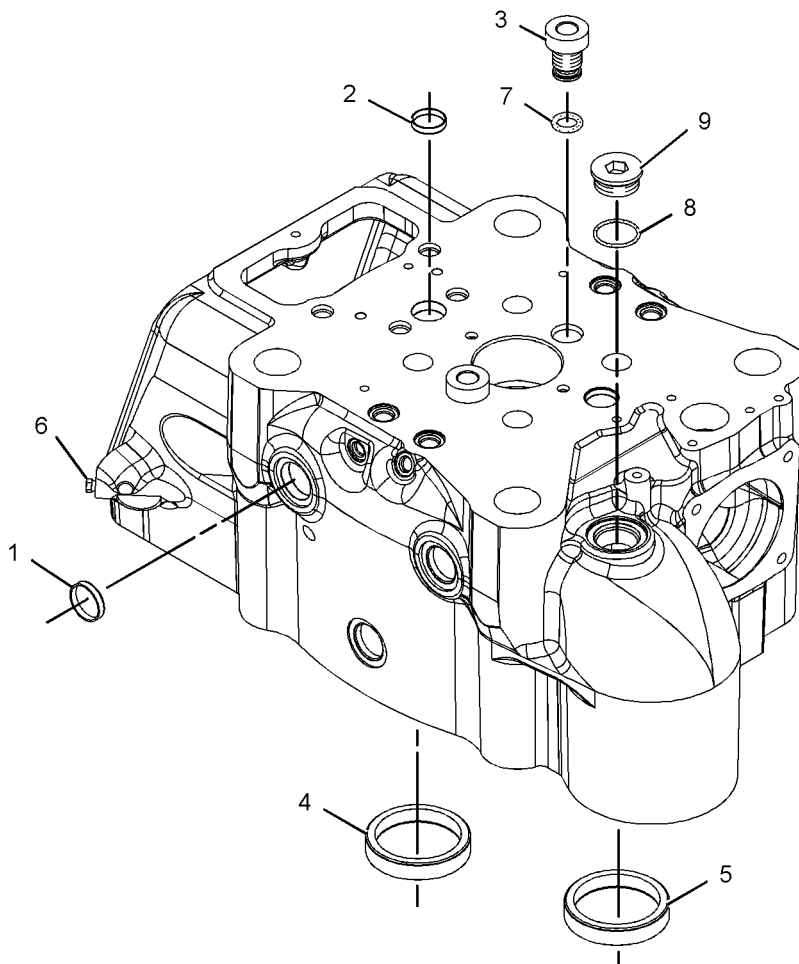
BASIC ENGINE

252-5415 CYLINDER HEAD AS (CHG -00) PART OF 252-5416 CYLINDER HEAD GP

SMCS-1100, 1101

i02417329

| NOTE | REF NO | GRAPHIC REF | PART NUMBER | QTY | PART NAME | | | | | | SEE PAGE |
|------|--------|-------------|-------------|-----|------------------------------------------|---|---|---|---|-------------------|----------|
| | | | | | 1 | 2 | 3 | 4 | 5 | 6 (PRODUCT LEVEL) | |
| | 1 | 1 | 2M-6471 | 8 | PLUG-CUP | | | | | | |
| | 2 | 1 | 3B-0645 | 2 | PLUG-CUP | | | | | | |
| | 3 | 1 | 4W-5442 | 2 | PLUG-DOWEL | | | | | | |
| | 4 | 1 | 160-5769 | 2 | INSERT-VALVE SEAT (PREFINISHED) (INTAKE) | | | | | | |
| | 5 | 1 | 160-5770 | 2 | INSERT-VALVE SEAT (EXHAUST) | | | | | | |
| | 6 | 1 | 5M-6214 | 1 | PLUG-PIPE | | | | | | |
| | 7 | 1 | 6V-5061 | 2 | SEAL-O-RING | | | | | | |
| | 8 | 1 | 6V-5065 | 1 | SEAL-O-RING | | | | | | |
| | 9 | 1 | 9S-8010 | 1 | PLUG | | | | | | |



GRAPHIC #1

<END>

g01136521

BASIC ENGINE

252-5416 CYLINDER HEAD GP (CHG -00, -01) PART OF 256-7223 CYLINDER HEAD GP

SMCS-1100

i02431837

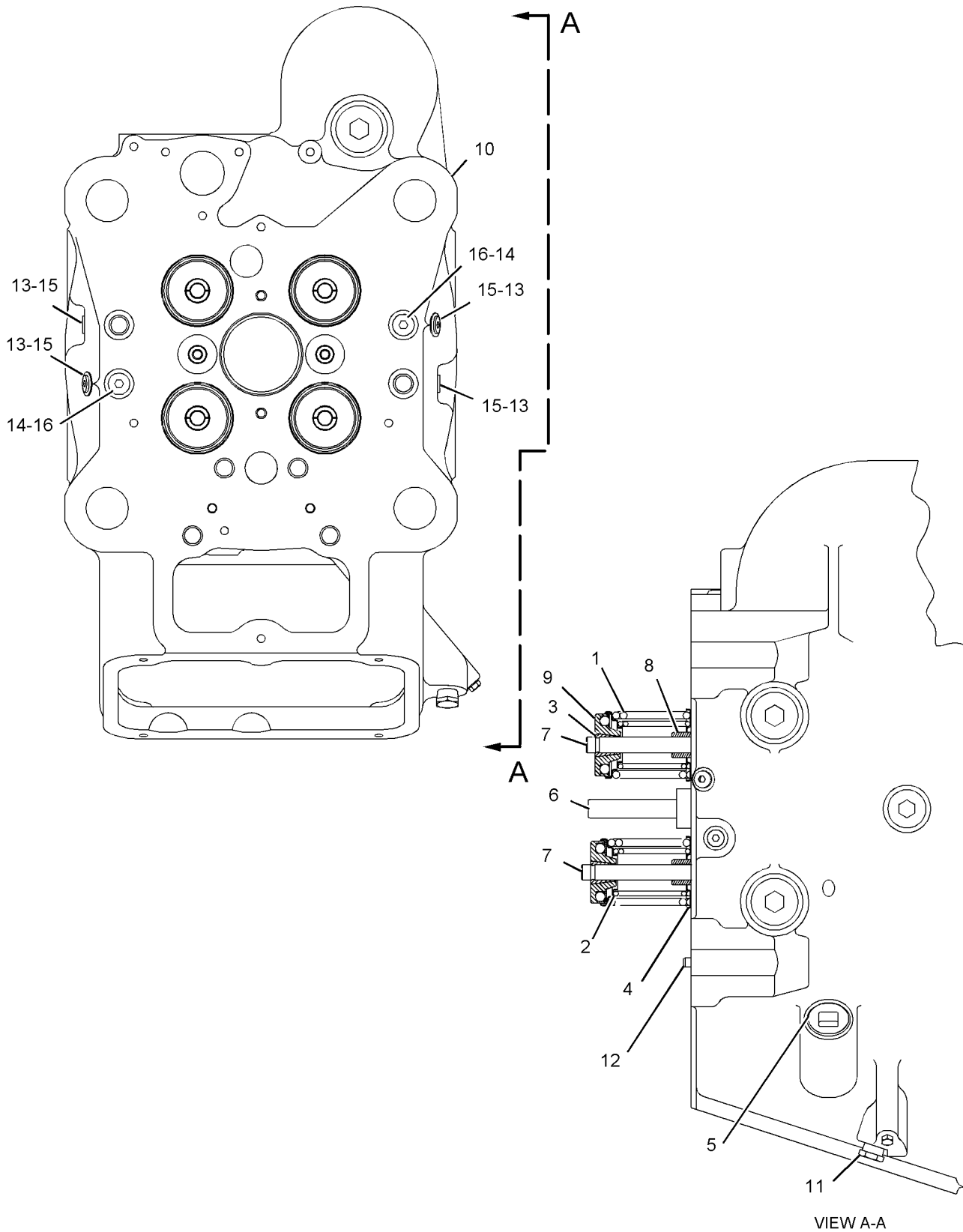
| NOTE | REF NO | GRAPHIC REF | PART NUMBER | QTY | PART NAME | | | | | | SEE PAGE |
|------|--------|-------------|-------------|-----|-------------------------------|---|---|---|---|-------------------|----------|
| | | | | | 1 | 2 | 3 | 4 | 5 | 6 (PRODUCT LEVEL) | |
| | 1 | | 1W-1748 | 4 | SPRING-VALVE (OUTER) | | | | | | |
| | 2 | | 1W-1749 | 4 | SPRING-VALVE (INNER) | | | | | | |
| | 3 | | 1W-1752 | 8 | LOCK-VALVE RETAINER | | | | | | |
| | 4 | | 1W-1754 | 4 | GUIDE-VALVE SPRING | | | | | | |
| Y | 5 | | 4W-0345 | 1 | PLUG GP-CYLINDER PRESS RELIEF | | | | | | 55 |
| | 6 | | 4W-5441 | 2 | DOWEL-BRIDGE GUIDE | | | | | | |
| | 7 | | 9Y-6232 | 4 | VALVE (INLET, EXHAUST) | | | | | | |
| | 8 | | 175-6344 | 4 | GUIDE-VALVE | | | | | | |
| | 9 | | 189-4583 | 4 | ROTATOR AS | | | | | | |
| Y | 10 | | 252-5415 | 1 | CYLINDER HEAD AS | | | | | | 28 |
| | 11 | | 3J-5389 | 1 | PLUG | | | | | | |
| | 12 | | 6V-3538 | 2 | DOWEL | | | | | | |
| | 13 | | 6V-5049 | 4 | SEAL-O-RING | | | | | | |
| | 14 | | 8L-2786 | 2 | SEAL-O-RING | | | | | | |
| | 15 | | 9S-8004 | 4 | PLUG-O-RING | | | | | | |
| | 16 | | 9S-8005 | 2 | PLUG-O-RING | | | | | | |

Y-SEPARATE ILLUSTRATION

BASIC ENGINE

252-5416 CYLINDER HEAD GP (contd.)

i02431837



GRAPHIC #1

<END>

g01135706

BASIC ENGINE

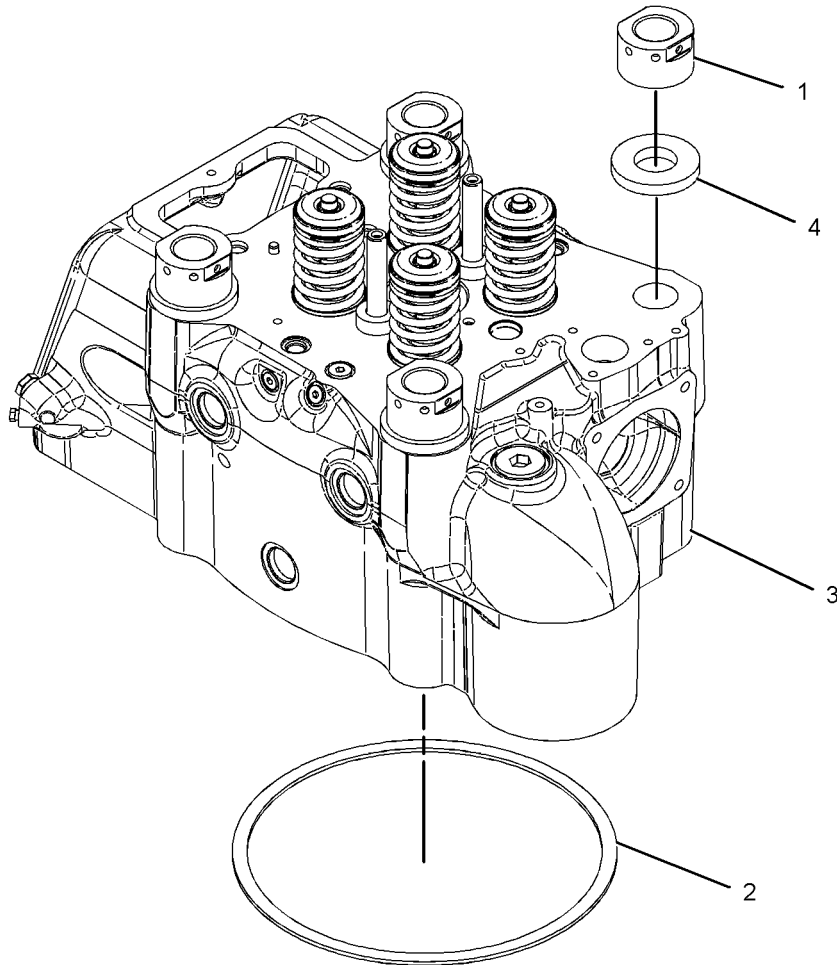
256-7223 CYLINDER HEAD GP (CHG -00, -00D1, -00D2, -00D3) FOR USE WITH TIP COOLED APPLICATIONS

SMCS-1100

i02346341

| NOTE | REF NO | GRAPHIC REF | PART NUMBER | QTY | PART NAME | | | | | | SEE PAGE |
|------|--------|-------------|-----------------|-----|----------------------------------|---|---|---|---|-------------------|----------|
| | | | | | 1 | 2 | 3 | 4 | 5 | 6 (PRODUCT LEVEL) | |
| | 1 | 1 | 1W-2361 | 4 | NUT-CYLINDER HEAD (1-5/8-12-THD) | | | | | | |
| | 2 | 1 | 142-2826 | 1 | GASKET-COMBUSTION | | | | | | |
| Y | 3 | 1 | 252-5416 | 1 | CYLINDER HEAD GP | | | | | | 29 |
| | 4 | 1 | 1W-2362 | 4 | WASHER (41.5X85X12-MM THK) | | | | | | |

Y-SEPARATE ILLUSTRATION



GRAPHIC #1

<END>

g01137760

BASIC ENGINE

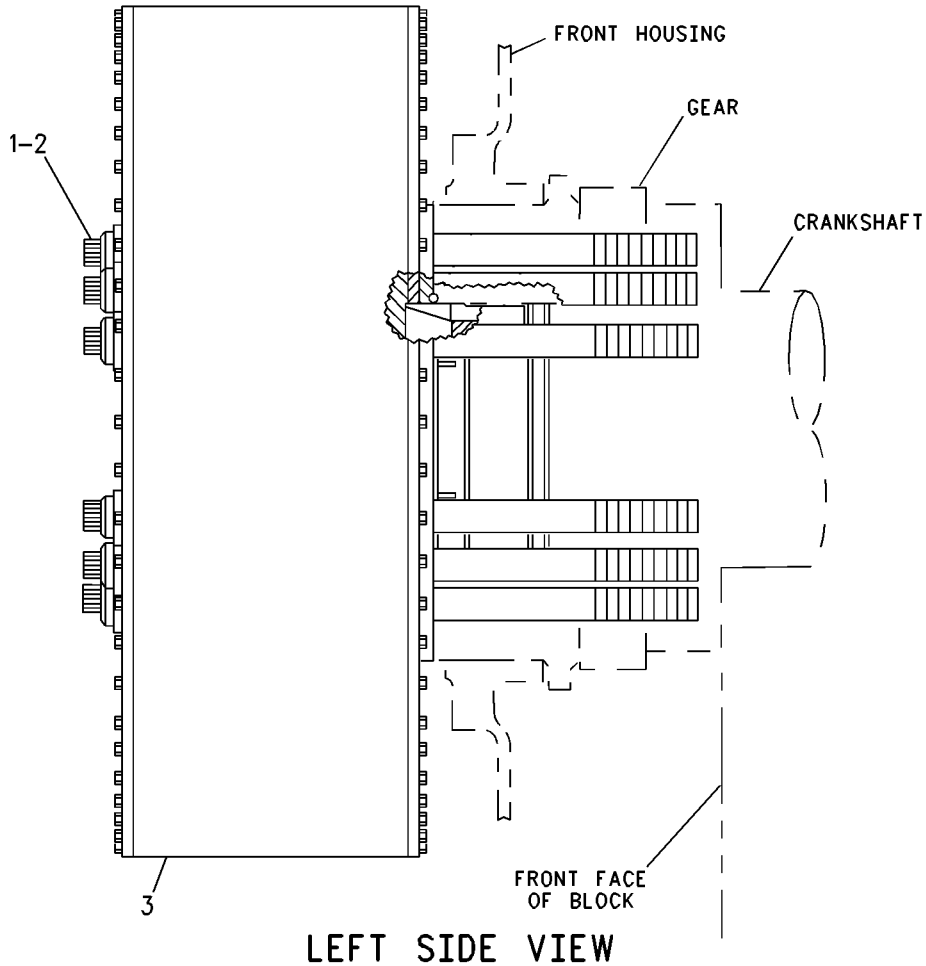
1W-0864 DAMPER GP (CHG -05, -06)

SMCS - 1205

i02338295

| NOTE | REF NO | GRAPHIC REF | PART NUMBER | QTY | PART NAME | | | | | | SEE PAGE |
|------|--------|-------------|-------------|-----|---------------------------------------|---|---|---|---|-------------------|----------|
| | | | | | 1 | 2 | 3 | 4 | 5 | 6 (PRODUCT LEVEL) | |
| | 1 | 1 | 7X-3153 | 12 | BOLT-12 POINT HEAD (1-1/8-12X17.5-IN) | | | | | | |
| | 2 | 1 | 9Y-6181 | 4 | SPACER (THREE HOLE) | | | | | | |
| YR | 3 | 1 | 7C-2123 | 1 | DAMPER GP | | | | | | 33 |

R-REMG PART MAY BE AVAILABLE
Y-SEPARATE ILLUSTRATION



GRAPHIC #1

<END>

g00770573

BASIC ENGINE

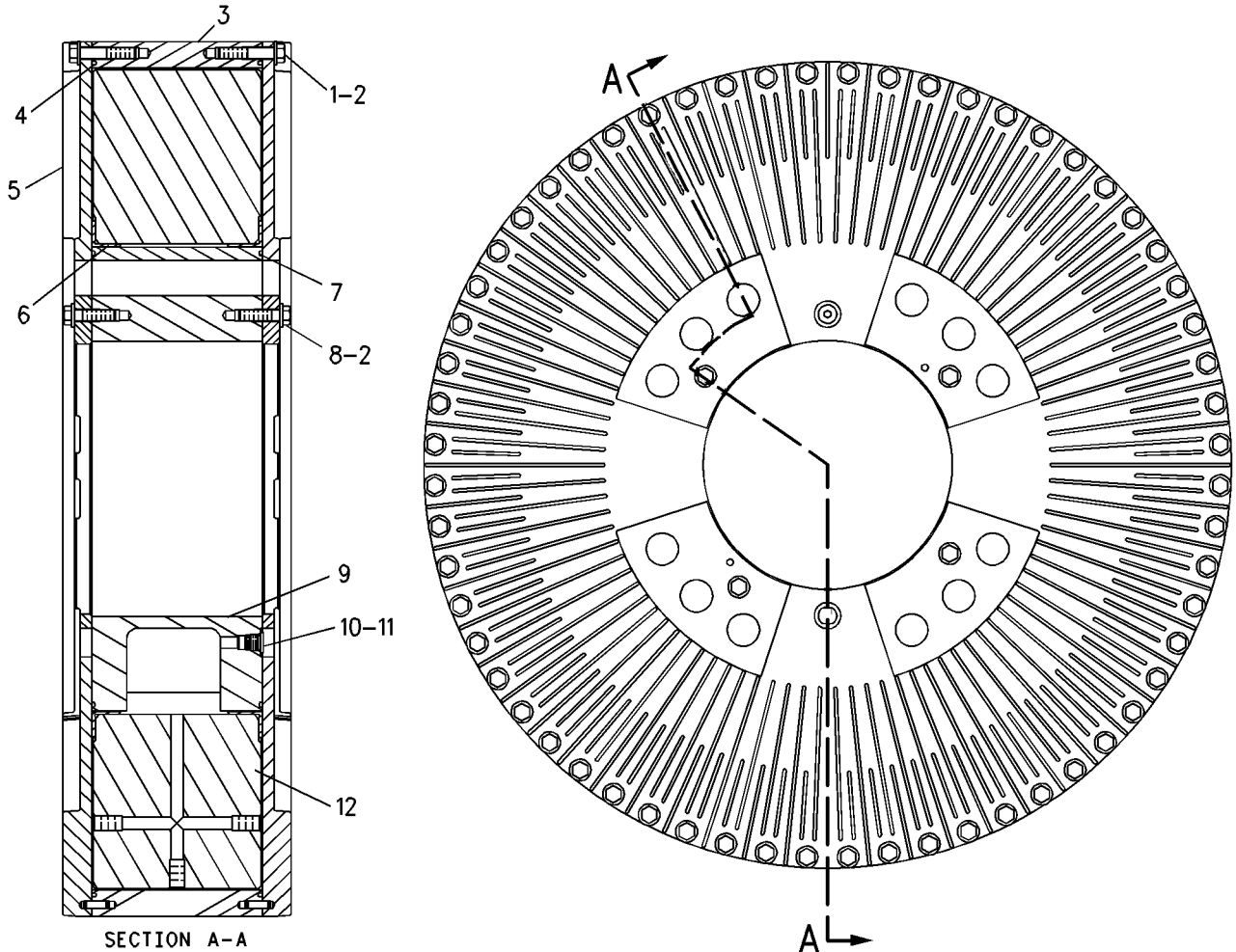
7C-2123 DAMPER GP*R (CHG -00 THRU -03) PART OF 1W-0864 DAMPER GP

SMCS-1205

i01610962

| NOTE | REF NO | GRAPHIC REF | PART NUMBER | QTY | PART NAME | | | | | | SEE PAGE |
|------|--------|-------------|-------------|-----|------------------------------------|---|---|---|---|-------------------|----------|
| | | | | | 1 | 2 | 3 | 4 | 5 | 6 (PRODUCT LEVEL) | |
| | 1 | 1 | 0S-1590 | 120 | BOLT (3/8-16X2-IN) | | | | | | |
| | 2 | 1 | 3V-3308 | 128 | WASHER-HARD (10.2X20.5X2.5-MM THK) | | | | | | |
| | 3 | 1 | 7C-2121 | 1 | RING AS | | | | | | |
| | | 1 | 6V-3536 | 4 | DOWEL | | | | | | |
| J | 4 | 1 | 1W-9217 | 2 | SEAL | | | | | | |
| | 5 | 1 | 7C-2115 | 2 | COVER | | | | | | |
| J | 6 | 1 | 9Y-2997 | 12 | BEARING-NYLON | | | | | | |
| J | 7 | 1 | 6V-5058 | 2 | SEAL-O-RING | | | | | | |
| | 8 | 1 | 0S-1591 | 8 | BOLT (3/8-16X1.5-IN) | | | | | | |
| | 9 | 1 | 1W-8563 | 1 | HUB AS | | | | | | |
| | | 1 | 6V-3536 | 4 | DOWEL | | | | | | |
| | 10 | 1 | 9S-8004 | 2 | PLUG-O-RING | | | | | | |
| | 11 | 1 | 6V-5049 | 2 | SEAL-O-RING | | | | | | |
| | 12 | 1 | 1W-8565 | 1 | WEIGHT-INERTIA | | | | | | |
| | | | | | AVAILABLE REPAIR KIT(S): | | | | | | |
| J | | | 9Y-2750 | 1 | KIT-DAMPER | | | | | | |
| | | | | | (ALSO INCLUDES DAMPER FLUID) | | | | | | |

J-KIT MARKED J AVAILABLE FOR PARTS MARKED J



GRAPHIC #1

<END>

g00760920

BASIC ENGINE

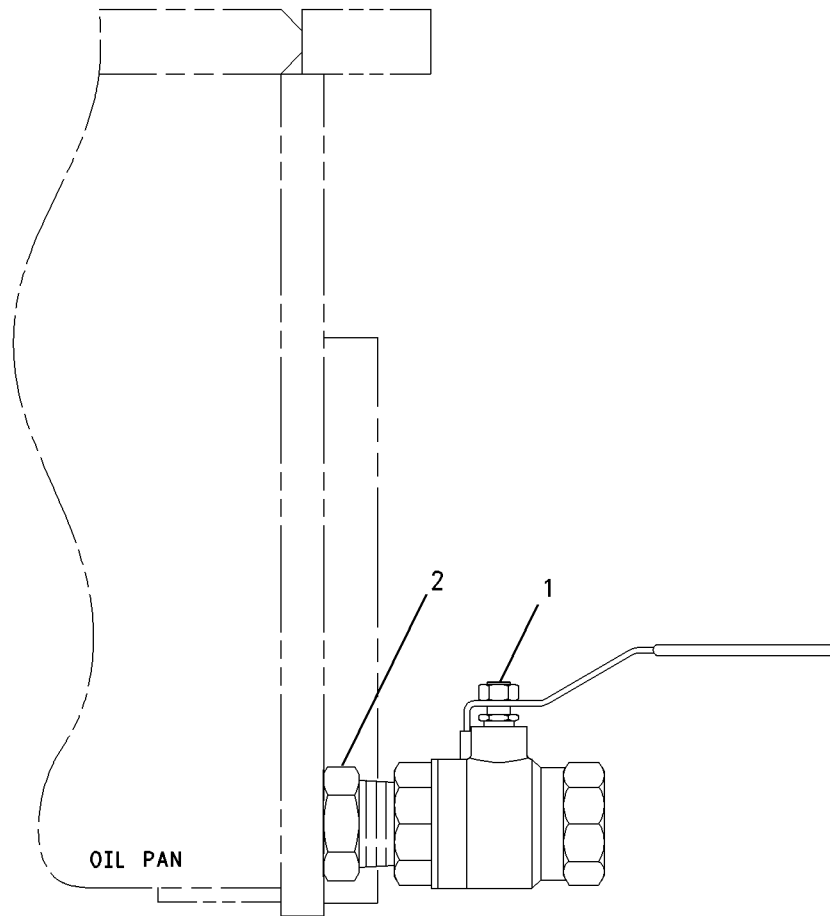
4P-2268 DRAIN GP-ENGINE OIL

(CHG -00, -01, -01D1, -01D2, -01D4, -01D5, -01D6, -01D7, -01D8, -02, -02D1, -02D2, -02D3)

SMCS-1302

i02379250

| NOTE | REF NO | GRAPHIC REF | PART NUMBER | QTY | PART NAME | | | | | | SEE PAGE |
|------|--------|-------------|-------------|-----|--------------------------|---|---|---|---|-------------------|----------|
| | | | | | 1 | 2 | 3 | 4 | 5 | 6 (PRODUCT LEVEL) | |
| | 1 | 1 | 7E-4444 | 1 | VALVE (ENGINE OIL DRAIN) | | | | | | |
| | 2 | 1 | 8C-3991 | 1 | ADAPTER | | | | | | |
| | | 1 | 5P-7816 | 1 | SEAL-O-RING | | | | | | |



RIGHT SIDE VIEW

GRAPHIC #1

<END>

g00802907

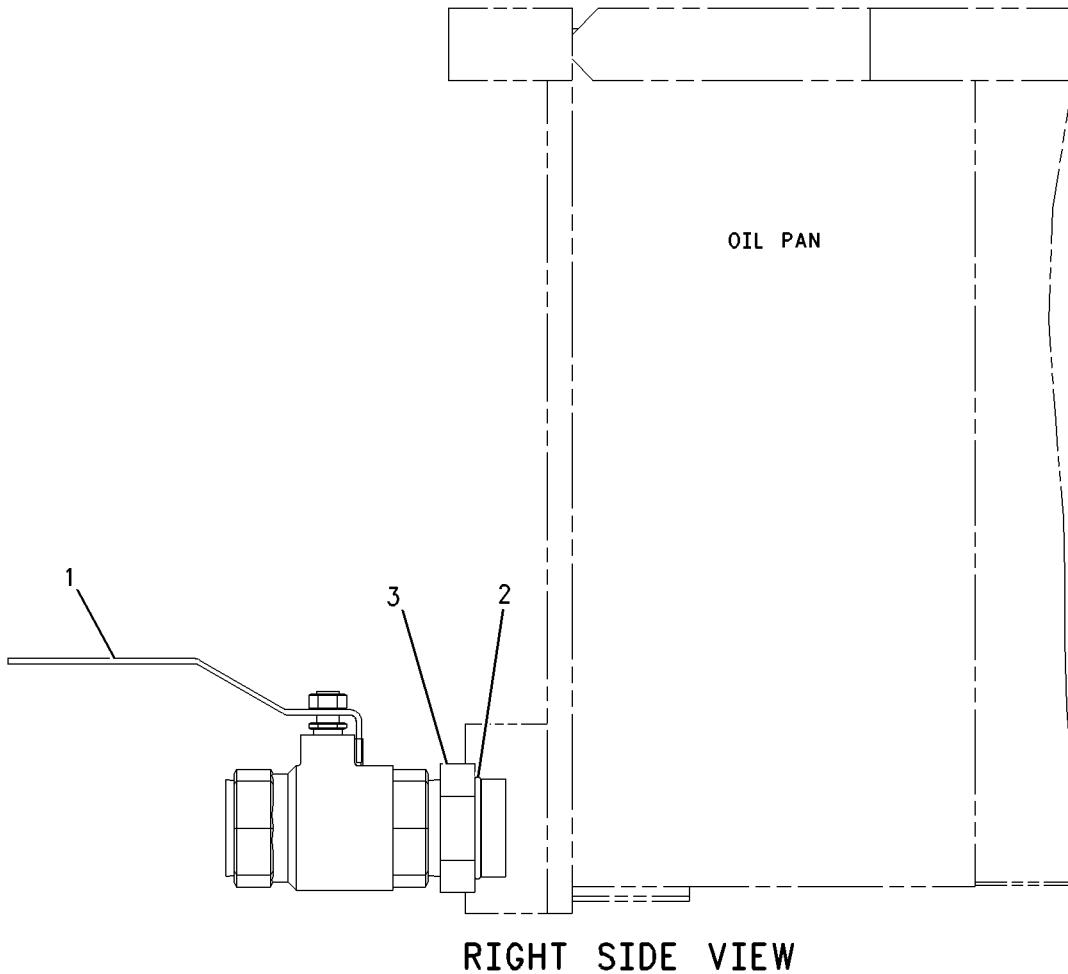
BASIC ENGINE

226-1926 DRAIN GP-ENGINE OIL (CHG -00, -00D1, -00D2, -00D3, -00D4) REAR

SMCS-1302

i02379252

| NOTE | REF NO | GRAPHIC REF | PART NUMBER | QTY | PART NAME | | | | | | SEE PAGE |
|------|--------|-------------|-------------|-----|--------------------------|---|---|---|---|-------------------|----------|
| | | | | | 1 | 2 | 3 | 4 | 5 | 6 (PRODUCT LEVEL) | |
| | 1 | 1 | 7E-4444 | 1 | VALVE (ENGINE OIL DRAIN) | | | | | | |
| | 2 | 1 | 5P-7816 | 1 | SEAL-O-RING | | | | | | |
| | 3 | 1 | 8C-3991 | 1 | ADAPTER | | | | | | |



<END>

GRAPHIC #1

g00929802

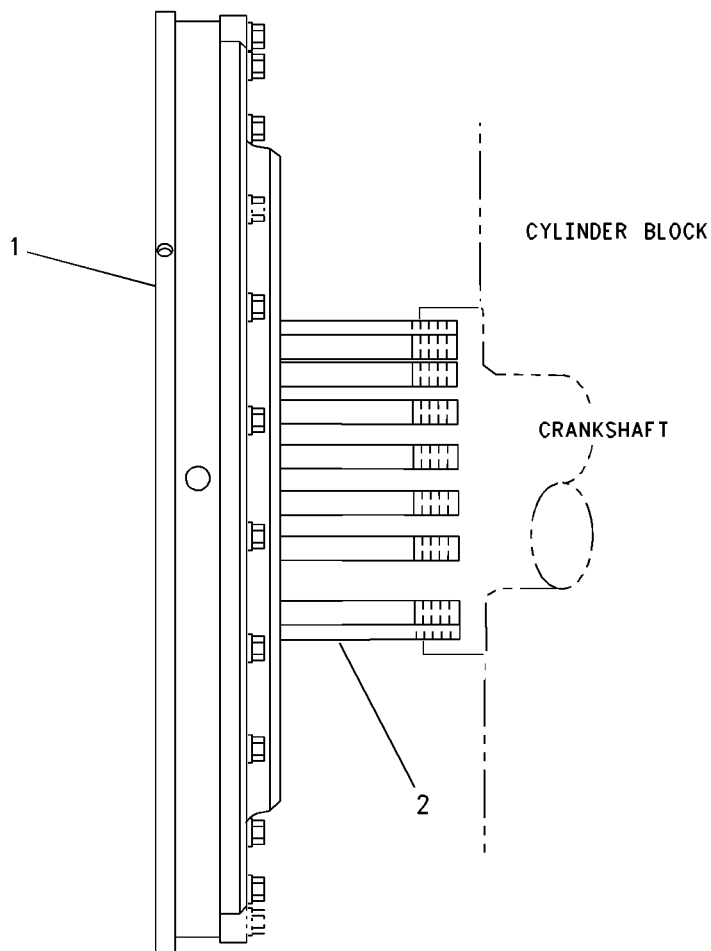
BASIC ENGINE

9Y-6182 FLYWHEEL GP (CHG -00 THRU -02)

SMCS-1156

i02346171

| NOTE | REF NO | GRAPHIC REF | PART NUMBER | QTY | PART NAME | | | | | | SEE PAGE |
|------|--------|-------------|----------------|-----|---------------------------------------|---|---|---|---|-------------------|----------|
| | | | | | 1 | 2 | 3 | 4 | 5 | 6 (PRODUCT LEVEL) | |
| | 1 | 1 | 9Y-6183 | 1 | FLYWHEEL | | | | | | |
| | 2 | 1 | 6V-5605 | 20 | BOLT-12 POINT HEAD (1-1/8-12X12.5-IN) | | | | | | |
| | | 1 | 3S-1349 | 20 | WASHER-HARD (31X52.5X6-MM THK) | | | | | | |



RIGHT SIDE VIEW

<END>

GRAPHIC #1

g00763819

BASIC ENGINE

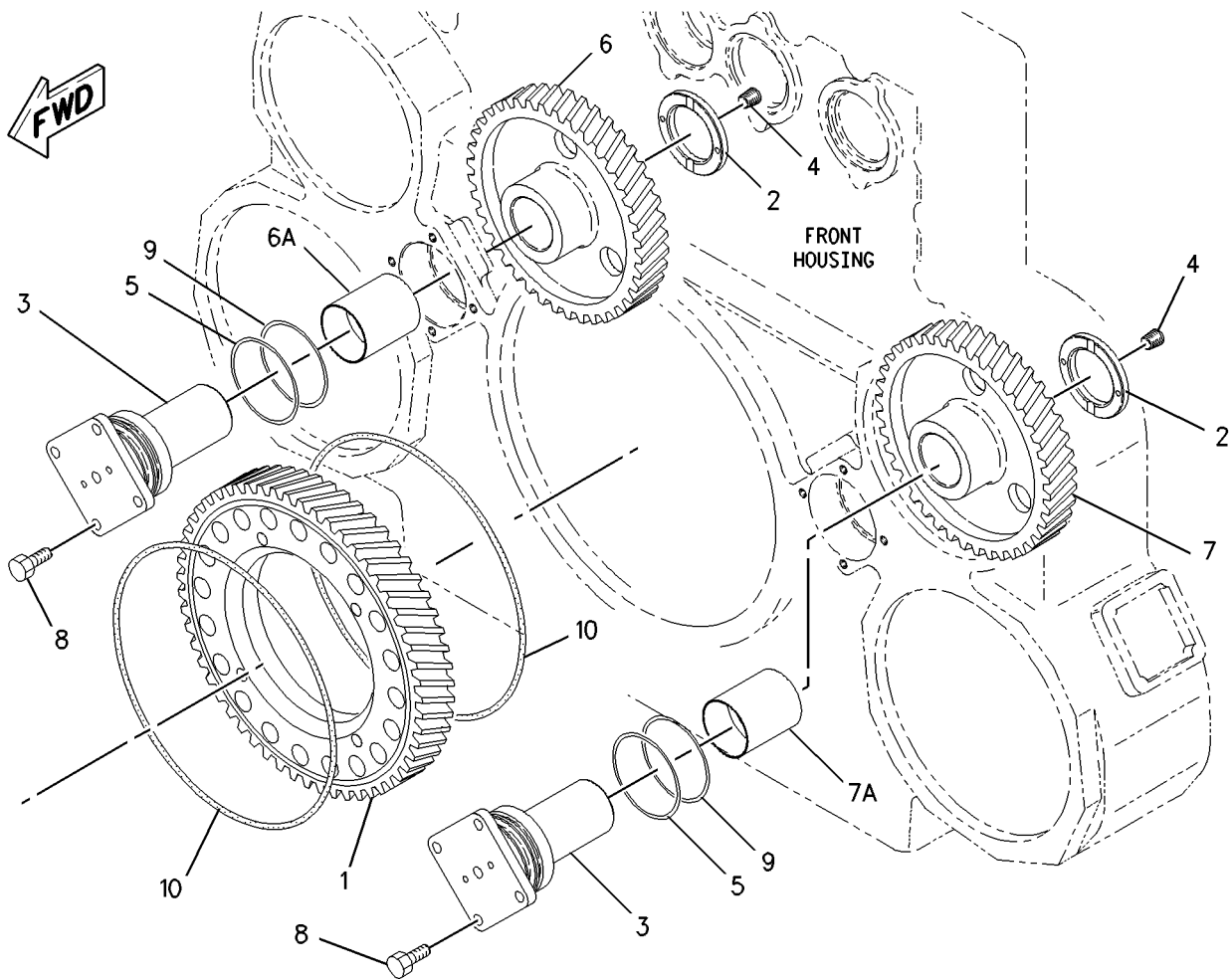
1W-0790 GEAR GP-FRONT (CHG -05 THRU -09)

SMCS-1151, 1162, 1206

i02346055

| NOTE | REF NO | GRAPHIC REF | PART NUMBER | QTY | PART NAME | | | | | | SEE PAGE |
|------|--------|-------------|-------------|-----|----------------------------|---|---|---|---|-------------------|----------|
| | | | | | 1 | 2 | 3 | 4 | 5 | 6 (PRODUCT LEVEL) | |
| | 1 | 1 | 1N-3828 | 1 | GEAR-CRANKSHAFT (96-TEETH) | | | | | | |
| | 2 | 1 | 1N-3834 | 2 | WASHER-THRUST | | | | | | |
| | 3 | 1 | 1N-3842 | 2 | SHAFT-IDLER | | | | | | |
| | 4 | 1 | 3G-7382 | 2 | PLUG-ORIFICE | | | | | | |
| | 5 | 1 | 6V-5052 | 2 | SEAL-O-RING | | | | | | |
| C | 6 | 1 | 180-3864 | 1 | GEAR AS (68-TEETH) | | | | | | |
| | 6A | 1 | 190-6465 | 1 | BEARING | | | | | | |
| C | 7 | 1 | 180-3865 | 1 | GEAR AS (67-TEETH) | | | | | | |
| | 7A | 1 | 190-6465 | 1 | BEARING | | | | | | |
| | 8 | 1 | 0S-1595 | 8 | BOLT (1/2-13X1.25-IN) | | | | | | |
| | 9 | 1 | 5S-9134 | 2 | SEAL-O-RING | | | | | | |
| | 10 | 1 | 6V-5058 | 2 | SEAL-O-RING | | | | | | |

C-CHANGE FROM PREVIOUS TYPE



GRAPHIC #1

<END>

g01140676

BASIC ENGINE

149-0560 GEAR GP-REAR (CHG -00, -00A1, -00B1 THRU -02)

SMCS-1204

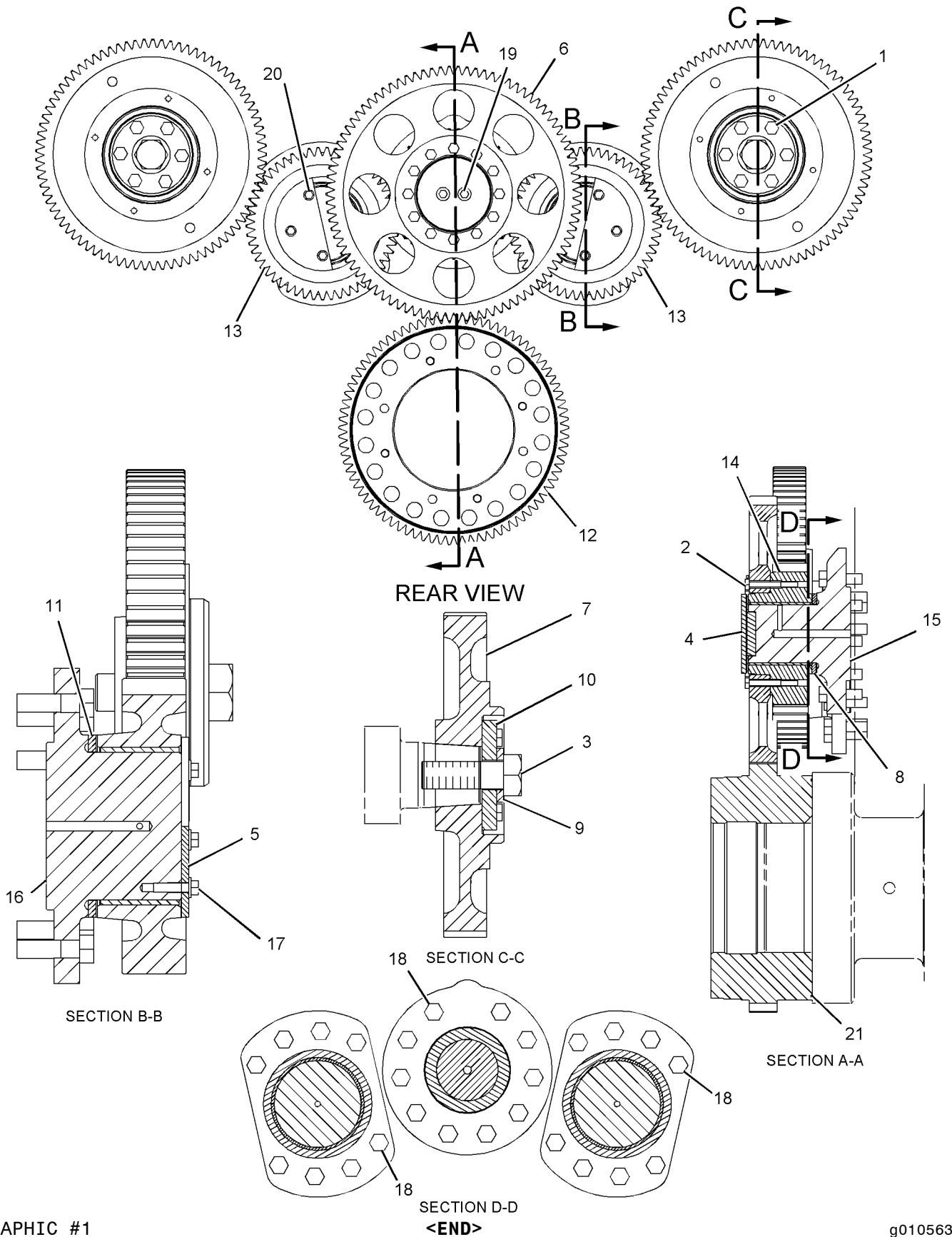
i02061770

| NOTE | REF NO | GRAPHIC REF | PART NUMBER | QTY | PART NAME | | | | | | SEE PAGE |
|------|--------|-------------|-----------------|-----|---------------------------------------|---|---|---|---|-------------------|----------|
| | | | | | 1 | 2 | 3 | 4 | 5 | 6 (PRODUCT LEVEL) | |
| | 1 | 1 | 1A-1135 | 12 | BOLT (5/8-11X2-IN) | | | | | | |
| | 2 | 1 | 1D-4566 | 12 | BOLT (1/2-13X3.5-IN) | | | | | | |
| | 3 | 1 | 1F-6762 | 2 | BOLT (1-1/2-12X4.5-IN) | | | | | | |
| | 4 | 1 | 4P-0294 | 1 | RETAINER | | | | | | |
| | 5 | 1 | 7C-6329 | 2 | RETAINER | | | | | | |
| | 6 | 1 | 7E-7191 | 1 | GEAR-IDLER (90-TEETH) | | | | | | |
| | 7 | 1 | 7E-7196 | 2 | GEAR-CAMSHAFT DRIVE (81-TEETH) | | | | | | |
| | 8 | 1 | 7E-9638 | 1 | WASHER-THRUST (106.5X146X9.6-MM THK) | | | | | | |
| | 9 | 1 | 7W-5033 | 2 | WASHER (41X75X10-MM THK) | | | | | | |
| | 10 | 1 | 7W-5034 | 2 | PLATE | | | | | | |
| | 11 | 1 | 7W-7687 | 2 | WASHER-THRUST (150.5X185X9.60-MM THK) | | | | | | |
| | 12 | 1 | 121-3096 | 1 | GEAR-CRANKSHAFT (81-TEETH) | | | | | | |
| | 13 | 1 | 130-5478 | 2 | GEAR AS (53-TEETH) | | | | | | |
| | | | | | (EACH INCLUDES) | | | | | | |
| | | 1 | 9Y-1539 | 1 | BEARING-SLEEVE | | | | | | |
| | 14 | 1 | 130-5479 | 1 | GEAR AS (45-TEETH) | | | | | | |
| | | 1 | 7E-9692 | 1 | BEARING-SLEEVE | | | | | | |
| | 15 | 1 | 149-0562 | 1 | SHAFT-IDLER | | | | | | |
| | 16 | 1 | 149-0563 | 2 | SHAFT-IDLER | | | | | | |
| | 17 | 1 | 0S-1591 | 6 | BOLT (3/8-16X1.5-IN) | | | | | | |
| | 18 | 1 | 1A-8063 | 26 | BOLT (3/4-10X2.5-IN) | | | | | | |
| | 19 | 1 | 3B-1915 | 2 | BOLT (3/8-16X1-3/8-IN) | | | | | | |
| | 20 | 1 | 3V-3308 | 6 | WASHER-HARD (10.2X20.5X2.5-MM THK) | | | | | | |
| | 21 | 1 | 6V-5058 | 1 | SEAL-O-RING | | | | | | |

BASIC ENGINE

149-0560 GEAR GP-REAR (contd.)

i02061770



GRAPHIC #1

SECTION D-D
<END>

g01056399

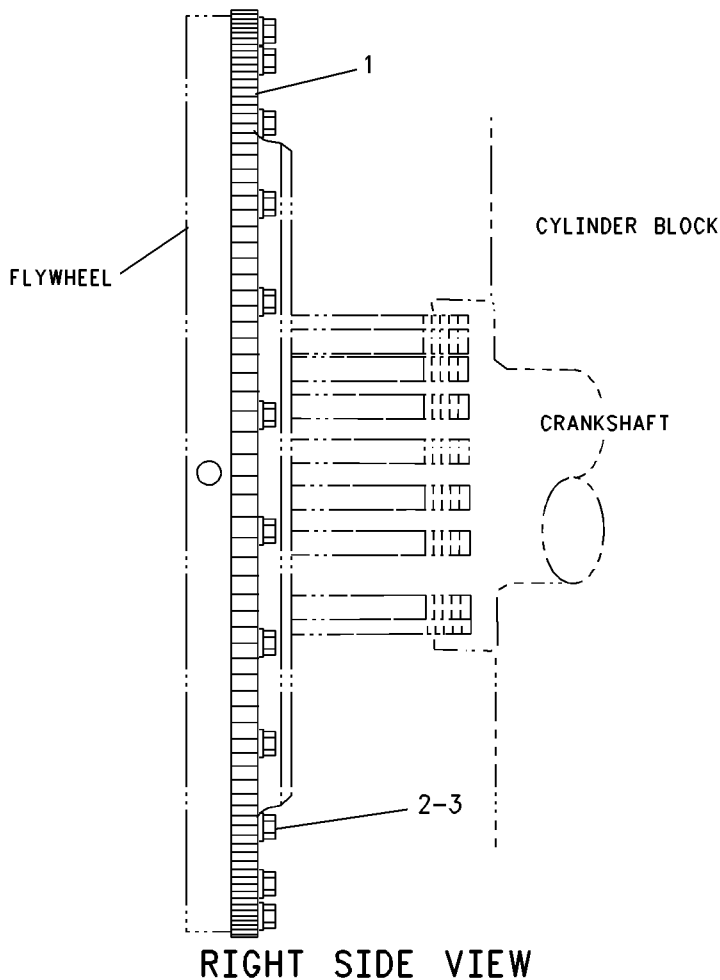
BASIC ENGINE

9Y-1851 GEAR GP-RING (CHG -00, -01) STARTER-STANDARD ROTATION

SMCS-1158

i02337579

| NOTE | REF NO | GRAPHIC REF | PART NUMBER | QTY | PART NAME | | | | | | SEE PAGE |
|------|--------|-------------|-------------|-----|------------------------------------|---|---|---|---|-------------------|----------|
| | | | | | 1 | 2 | 3 | 4 | 5 | 6 (PRODUCT LEVEL) | |
| | 1 | 1 | 9Y-5535 | 1 | GEAR (255-TEETH) | | | | | | |
| | 2 | 1 | 0S-1590 | 24 | BOLT (3/8-16X2-IN) | | | | | | |
| | 3 | 1 | 3V-3308 | 24 | WASHER-HARD (10.2X20.5X2.5-MM THK) | | | | | | |



GRAPHIC #1

<END>

g00774877

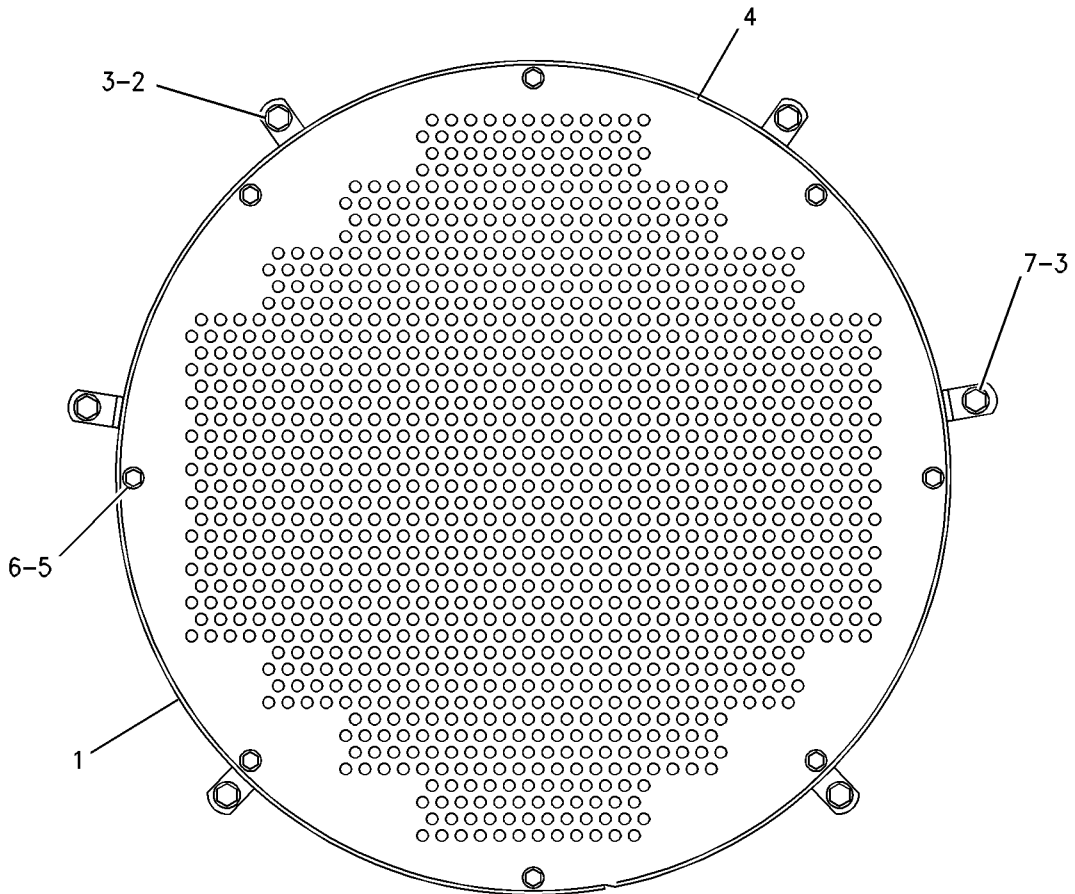
BASIC ENGINE

7W-6582 GUARD GP-DAMPER (CHG -00 THRU -03, -03D1, -03D2, -03D3, -03D4) 30 INCH SINGLE

SMCS-1205

i01981625

| NOTE | REF NO | GRAPHIC REF | PART NUMBER | QTY | PART NAME | | | | | | SEE PAGE |
|------|--------|-------------|-------------|-----|------------------------------------|---|---|---|---|-------------------|----------|
| | | | | | 1 | 2 | 3 | 4 | 5 | 6 (PRODUCT LEVEL) | |
| | 1 | 1 | 9Y-1854 | 1 | DAMPER & GUARD AS | | | | | | |
| | 2 | 1 | OS-1621 | 4 | BOLT (1/2-13X1-IN) | | | | | | |
| | 3 | 1 | 5P-8245 | 6 | WASHER-HARD (13.5X25.5X3-MM THK) | | | | | | |
| | 4 | 1 | 7W-7096 | 1 | COVER | | | | | | |
| | 5 | 1 | OS-1594 | 8 | BOLT (3/8-16X1-IN) | | | | | | |
| | 6 | 1 | 3V-3308 | 8 | WASHER-HARD (10.2X20.5X2.5-MM THK) | | | | | | |
| | 7 | 1 | OS-1585 | 2 | BOLT (1/2-13X1.5-IN) | | | | | | |



FRONT VIEW

<END>

GRAPHIC #1

g00801955

BASIC ENGINE

1W-0023 HOUSING GP-FRONT (CHG -12 THRU -19)

SMCS-1151, 1162, 1206

i02438012

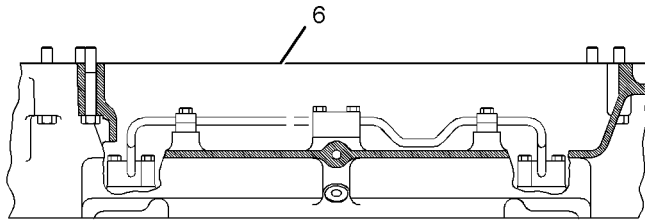
| NOTE | REF NO | GRAPHIC REF | PART NUMBER | QTY | PART NAME | | | | | | SEE PAGE |
|------|--------|-------------|----------------|-----|-------------------------------------|---|---|---|---|-------------------|----------|
| | | | | | 1 | 2 | 3 | 4 | 5 | 6 (PRODUCT LEVEL) | |
| C | 1 | 1 | 0S-1569 | 13 | BOLT (5/8-11X4-IN) | | | | | | |
| | 2 | 1 | 0S-1625 | 12 | BOLT (5/8-11X2.5-IN) | | | | | | |
| | 3 | 1 | 2H-3756 | 4 | BOLT (5/8-11X9-IN) | | | | | | |
| | 4 | 1 | 3P-0655 | 1 | SEAL-O-RING | | | | | | |
| Y | 5 | 1 | 4P-2351 | 1 | HOUSING GP-FRONT | | | | | | 44 |
| | 6 | 1 | 4W-4100 | 1 | GASKET | | | | | | |
| | 7 | 1 | 4W-7483 | 2 | SLEEVE | | | | | | |
| | 8 | 1 | 4W-7484 | 1 | CONNECTOR | | | | | | |
| | 9 | 1 | 5P-7818 | 3 | SEAL-O-RING | | | | | | |
| | 10 | 1 | 6V-3833 | 1 | SEAL-O-RING | | | | | | |
| | 11 | 1 | 6V-3955 | 8 | SEAL-O-RING | | | | | | |
| | 12 | 1 | 6V-5049 | 3 | SEAL-O-RING | | | | | | |
| | 13 | 1 | 7C-1897 | 1 | SENSOR GP-SPEED (ENGINE) | | | | | | 208 |
| | 14 | 1 | 8L-2786 | 2 | SEAL-O-RING | | | | | | |
| Y | 15 | 1 | 9S-4185 | 1 | PLUG-O-RING | | | | | | |
| | 16 | 1 | 9S-8004 | 3 | PLUG-O-RING | | | | | | |
| | 17 | 1 | 9S-8005 | 1 | PLUG-O-RING | | | | | | |
| | 18 | 1 | 7N-9737 | 1 | HOUSING-RECEPTACLE (14-GA TO 18-GA) | | | | | | |

C-CHANGE FROM PREVIOUS TYPE
Y-SEPARATE ILLUSTRATION

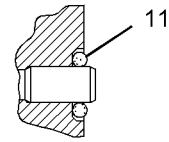
BASIC ENGINE

1W-0023 HOUSING GP-FRONT (contd.)

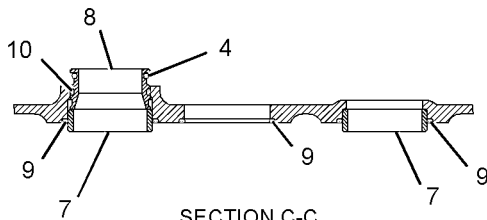
i02438012



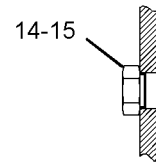
SECTION A-A



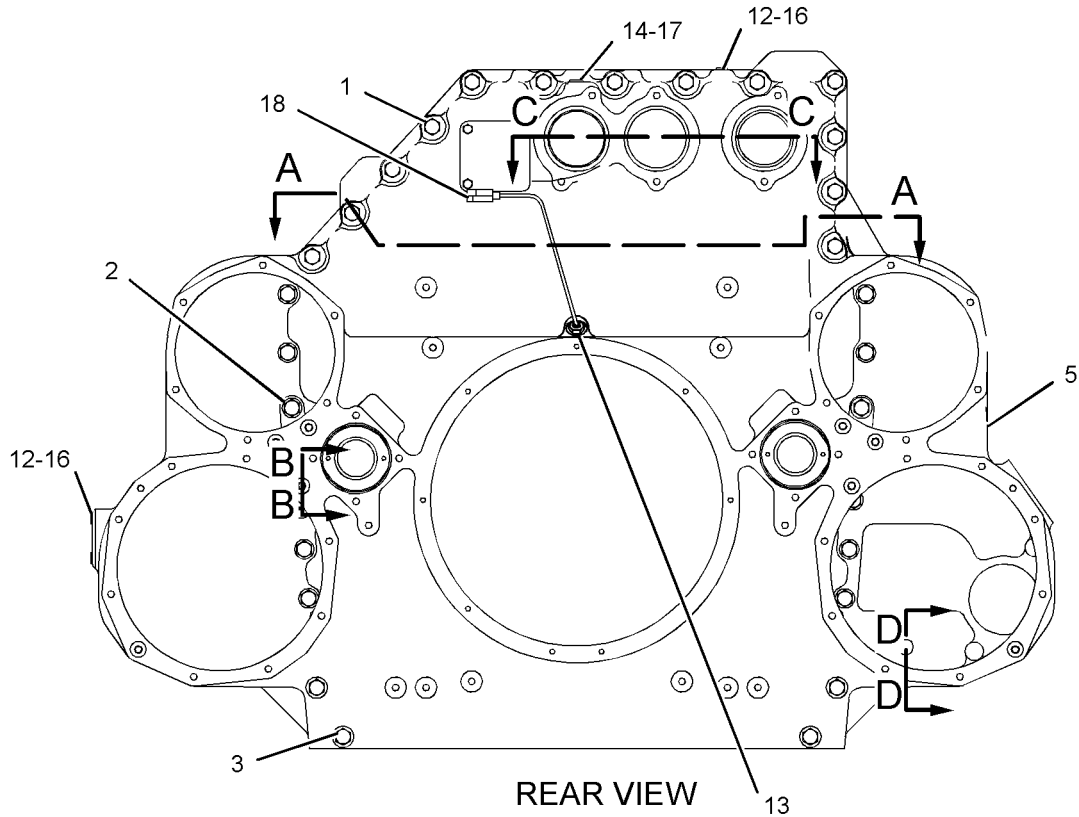
SECTION B-B



SECTION C-C



SECTION D-D



REAR VIEW

GRAPHIC #1

<END>

g01121560

BASIC ENGINE

4P-2351 HOUSING GP-FRONT (CHG -00 THRU -07)

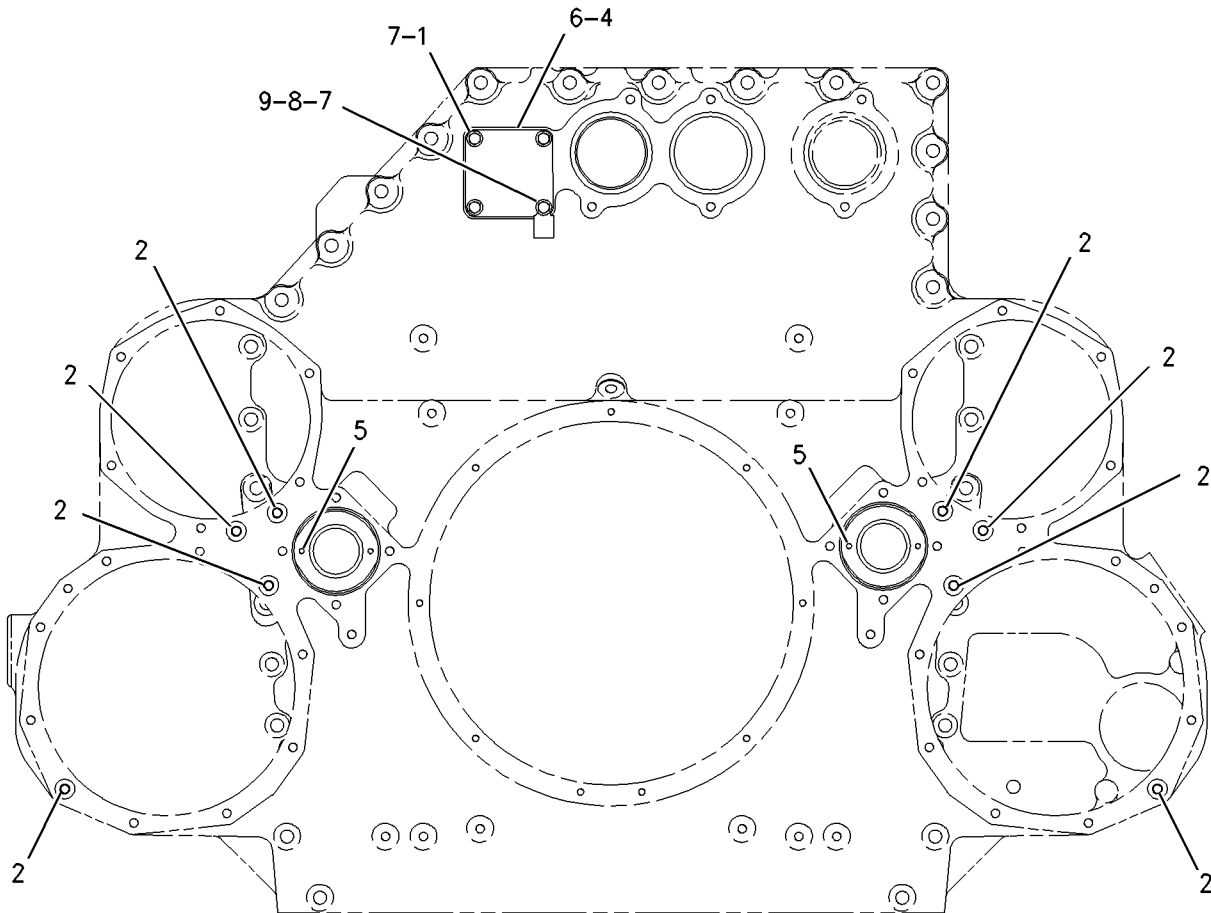
PART OF 1W-0023 HOUSING GP-FRONT

SMCS-1151, 1162, 1206

i02318902

| NOTE | REF NO | GRAPHIC REF | PART NUMBER | QTY | PART NAME | | | | | | SEE PAGE |
|------|--------|-------------|-------------|-----|------------------------------------|---|---|---|---|-------------------|----------|
| | | | | | 1 | 2 | 3 | 4 | 5 | 6 (PRODUCT LEVEL) | |
| | 1 | 1 | 0S-1594 | 3 | BOLT (3/8-16X1-IN) | | | | | | |
| | 2 | 1 | 1W-0104 | 8 | DOWEL-HOLLOW | | | | | | |
| | 4 | 1 | 6V-0973 | 1 | SEAL-O-RING | | | | | | |
| | 5 | 1 | 7N-2043 | 4 | DOWEL | | | | | | |
| | 6 | 1 | 153-9138 | 1 | COVER (FRONT OIL DRAIN) | | | | | | |
| | 7 | 1 | 3V-3308 | 4 | WASHER-HARD (10.2X20.5X2.5-MM THK) | | | | | | |
| B | 8 | 1 | 1A-2029 | 1 | BOLT (3/8-16X1.125-IN) | | | | | | |
| | 9 | 1 | 9G-9150 | 1 | CLIP | | | | | | |

B-USE AS REQUIRED



FRONT VIEW

GRAPHIC #1

<END>

g00857722

BASIC ENGINE

288-8541 HOUSING GP-REAR (CHG -00 THRU -03)

SMCS-1166

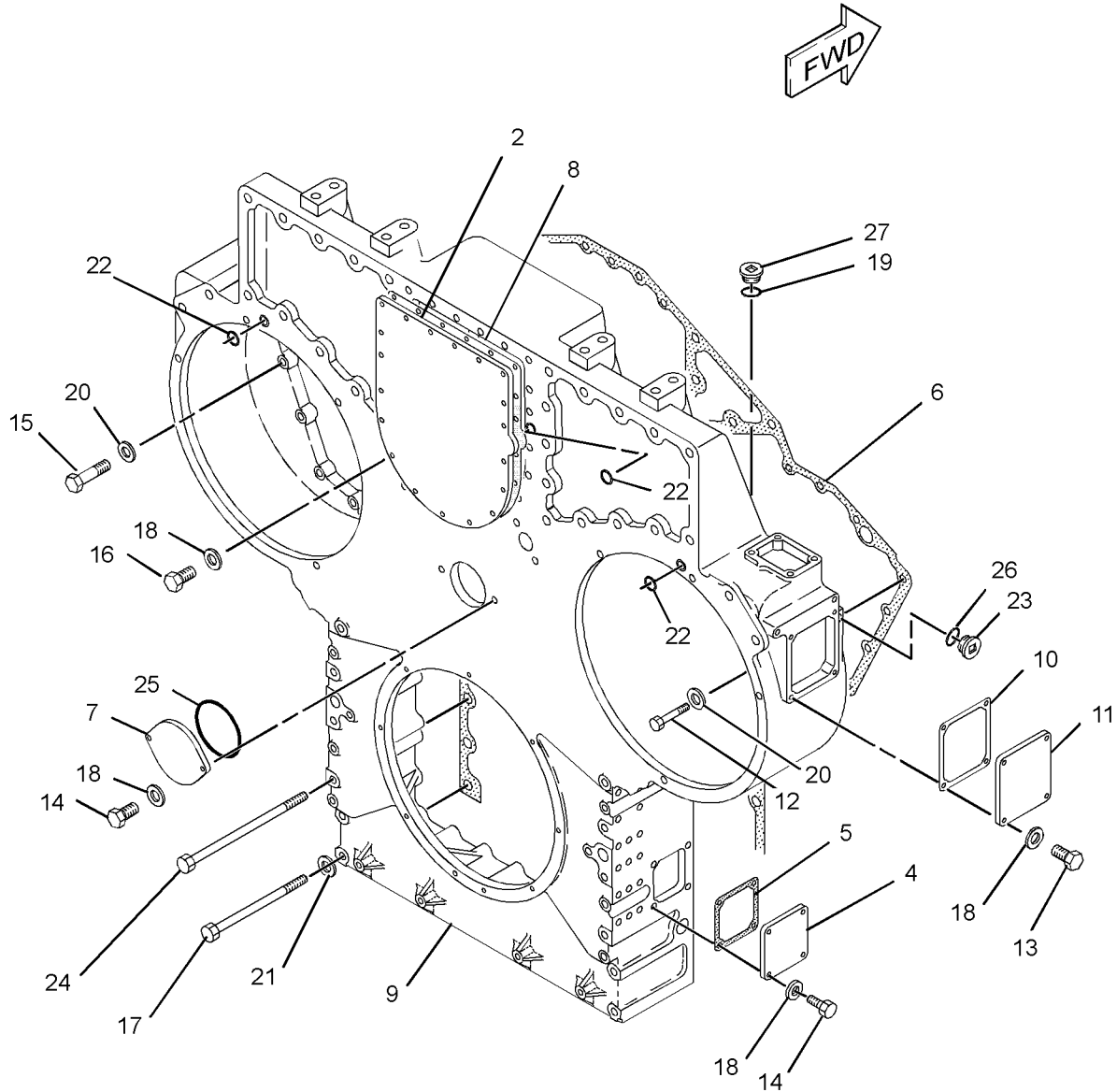
i02565263

| NOTE | REF NO | GRAPHIC REF | PART NUMBER | QTY | PART NAME | | | | | | SEE PAGE |
|------|--------|-------------|-------------|-----|------------------------------------|---|---|---|---|-------------------|----------|
| | | | | | 1 | 2 | 3 | 4 | 5 | 6 (PRODUCT LEVEL) | |
| | 1 | 1 | 4P-0335 | 1 | COVER | | | | | | |
| | 2 | 1 | 4P-0336 | 1 | COVER | | | | | | |
| | 3 | 1 | 4P-0340 | 1 | GASKET | | | | | | |
| | 4 | 1 | 4W-6637 | 2 | COVER | | | | | | |
| | 5 | 1 | 4W-6638 | 2 | GASKET | | | | | | |
| | 6 | 1 | 4W-9653 | 1 | GASKET | | | | | | |
| | 7 | 1 | 7E-0729 | 1 | COVER-TOP FACE | | | | | | |
| | 8 | 1 | 116-2480 | 1 | GASKET | | | | | | |
| | 9 | 1 | 284-5208 | 1 | HOUSING-REAR | | | | | | |
| | 10 | 1 | 288-4408 | 1 | GASKET | | | | | | |
| | 11 | 1 | 288-4409 | 1 | COVER | | | | | | |
| | 12 | 1 | 0S-1585 | 1 | BOLT (1/2-13X1.5-IN) | | | | | | |
| | 13 | 1 | 0S-1588 | 4 | BOLT (3/8-16X1.25-IN) | | | | | | |
| | 14 | 1 | 0S-1594 | 14 | BOLT (3/8-16X1-IN) | | | | | | |
| | 15 | 1 | 1A-1460 | 20 | BOLT (1/2-13X2-IN) | | | | | | |
| | 16 | 1 | 1A-2029 | 19 | BOLT (3/8-16X1.125-IN) | | | | | | |
| | 17 | 1 | 2H-3756 | 4 | BOLT (5/8-11X9-IN) | | | | | | |
| | 18 | 1 | 3V-3308 | 37 | WASHER-HARD (10.2X20.5X2.5-MM THK) | | | | | | |
| | 19 | 1 | 5P-7813 | 2 | SEAL-O-RING | | | | | | |
| | 20 | 1 | 5P-8245 | 21 | WASHER-HARD (13.5X25.5X3-MM THK) | | | | | | |
| | 21 | 1 | 5P-8247 | 4 | WASHER-HARD (17X32X3.5-MM THK) | | | | | | |
| | 22 | 1 | 6V-3955 | 3 | SEAL-O-RING | | | | | | |
| | 23 | 1 | 6V-5049 | 2 | SEAL-O-RING | | | | | | |
| | 24 | 1 | 6V-9608 | 10 | BOLT (5/8-11X10-IN) | | | | | | |
| | 25 | 1 | 8C-3103 | 1 | SEAL-O-RING | | | | | | |
| | 26 | 1 | 9S-8004 | 2 | PLUG-O-RING | | | | | | |
| | 27 | 1 | 9S-8007 | 2 | PLUG | | | | | | |

BASIC ENGINE

288-8541 HOUSING GP-REAR (contd.)

i02565263



GRAPHIC #1

<END>

g01284483

BASIC ENGINE

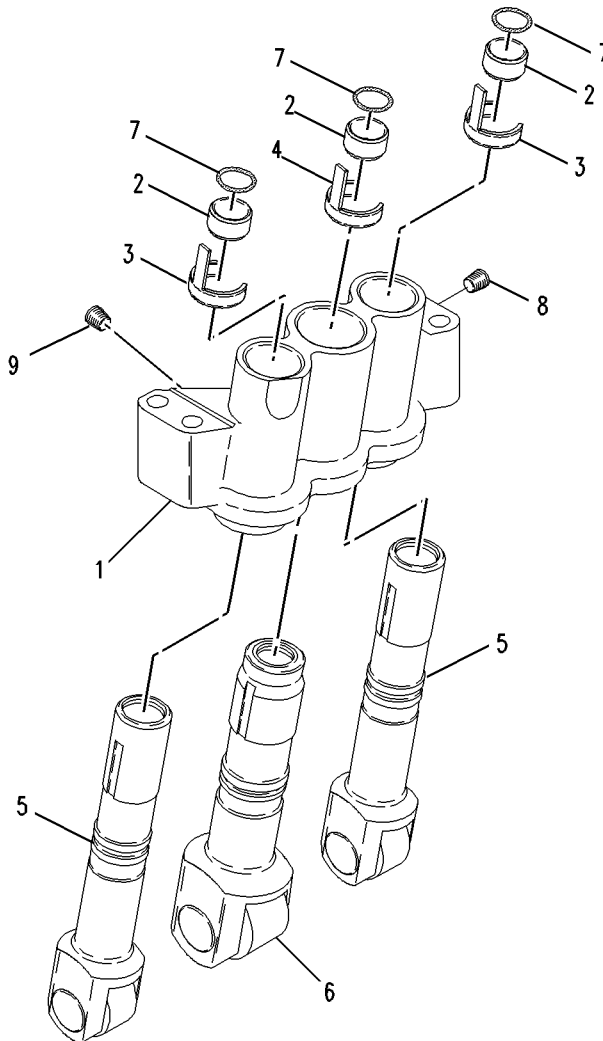
1W-2470 LIFTER GP-VALVE (CHG -04 THRU -10, -10S1, -10S2 THRU -12) PART OF 1W-0789 VALVE MECHANISM GP

SMCS - 1209

i02358923

| NOTE | REF NO | GRAPHIC REF | PART NUMBER | QTY | PART NAME | | | | | | SEE PAGE |
|------|--------|-------------|-------------|-----|---------------------------|---|---|---|---|-------------------|----------|
| | | | | | 1 | 2 | 3 | 4 | 5 | 6 (PRODUCT LEVEL) | |
| | 1 | 1 | 1W-0020 | 1 | GUIDE-LIFTER | | | | | | |
| | 2 | 1 | 1W-1756 | 3 | INSERT-LIFTER | | | | | | |
| | 3 | 1 | 1W-2473 | 2 | SPRING-GUIDE | | | | | | |
| | 4 | 1 | 1W-2474 | 1 | SPRING-GUIDE | | | | | | |
| R | 5 | 1 | 194-0629 | 2 | LIFTER AS-VALVE | | | | | | |
| R | 6 | 1 | 194-0630 | 1 | LIFTER AS (UNIT INJECTOR) | | | | | | |
| | 7 | 1 | 5P-7701 | 3 | SEAL-O-RING | | | | | | |
| | 8 | 1 | 8T-6757 | 1 | PLUG-PIPE | | | | | | |
| | 9 | 1 | 8T-6759 | 3 | PLUG-PIPE | | | | | | |

R-REMFG PART MAY BE AVAILABLE



GRAPHIC #1

<END>

g00946722

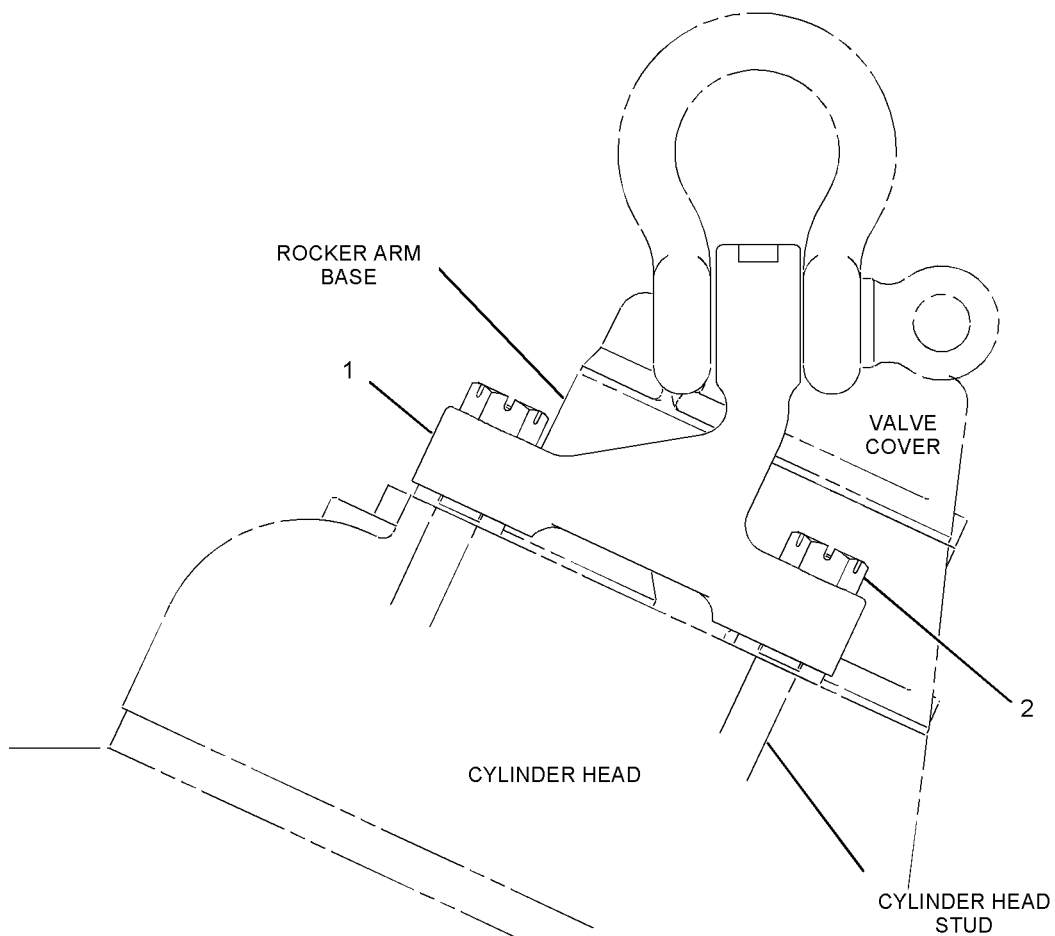
BASIC ENGINE

7C-7950 LIFTING GP-ENGINE (CHG -00 THRU -02, -02A1, -02B1 THRU -04)

SMCS-1122

i02093672

| NOTE | REF NO | GRAPHIC REF | PART NUMBER | QTY | PART NAME | | | | | | SEE PAGE |
|------|--------|-------------|-------------|-----|----------------------------|---|---|---|---|-------------------|----------|
| | | | | | 1 | 2 | 3 | 4 | 5 | 6 (PRODUCT LEVEL) | |
| | 1 | 1 | 101-8189 | 4 | BRACKET-LIFTING | | | | | | |
| | 2 | 1 | 9X-6003 | 16 | NUT-SLOTTED (1-5/8-12-THD) | | | | | | |



FRONT VIEW

<END>

GRAPHIC #1

g01067478

BASIC ENGINE

107-3934 MOUNTING GP-ENGINE

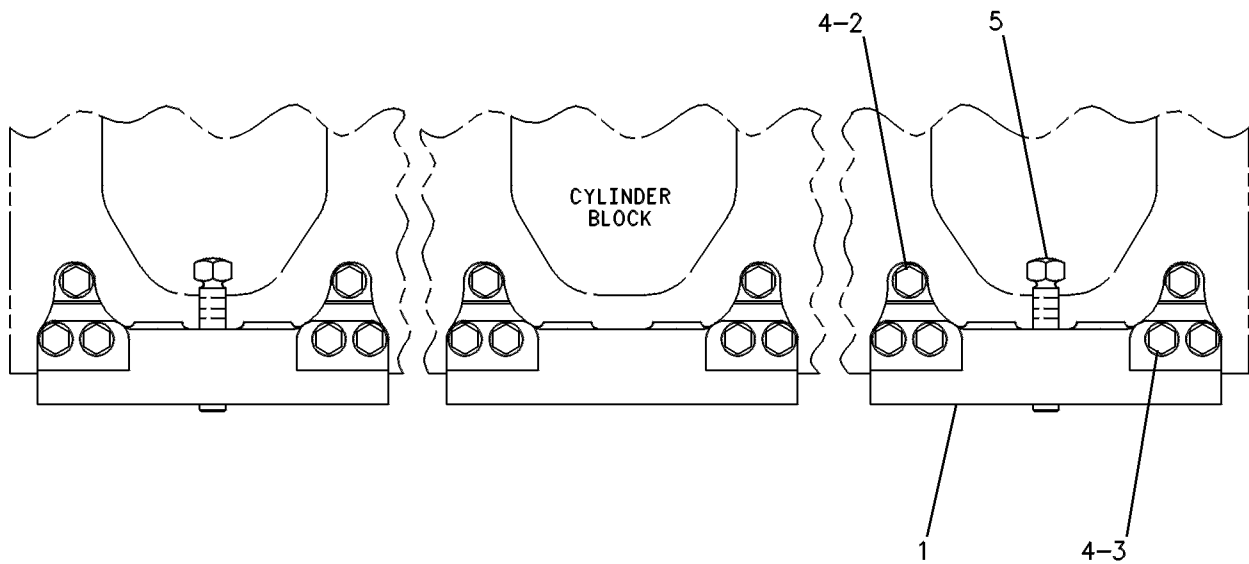
(CHG -00, -00D1, -00D2, -00D3, -00D4, -00D5, -01)

450 MM

SMCS-1152, 1153, 1154

i02320454

| NOTE | REF NO | GRAPHIC REF | PART NUMBER | QTY | PART NAME | | | | | | SEE PAGE |
|------|--------|-------------|-------------|-----|------------------------------------------|---|---|---|---|-------------------|----------|
| | | | | | 1 | 2 | 3 | 4 | 5 | 6 (PRODUCT LEVEL) | |
| | 1 | 1 | 107-3931 | 6 | SUPPORT AS | | | | | | |
| | | | | | (EACH INCLUDES) | | | | | | |
| | | 1 | 7N-2328 | 2 | DOWEL | | | | | | |
| | 2 | 1 | 8S-4757 | 12 | BOLT (1-14X8-IN) | | | | | | |
| | 3 | 1 | 7B-8363 | 24 | BOLT (1-14X10.75-IN) | | | | | | |
| | 4 | 1 | 5P-8250 | 36 | WASHER (28X49X5-MM THK) | | | | | | |
| | 5 | 1 | 6V-5137 | 4 | SETSCREW-SQUARE HEAD (1-1/2-12X190.5-MM) | | | | | | |



LEFT SIDE VIEW

GRAPHIC #1

<END>

g00065800

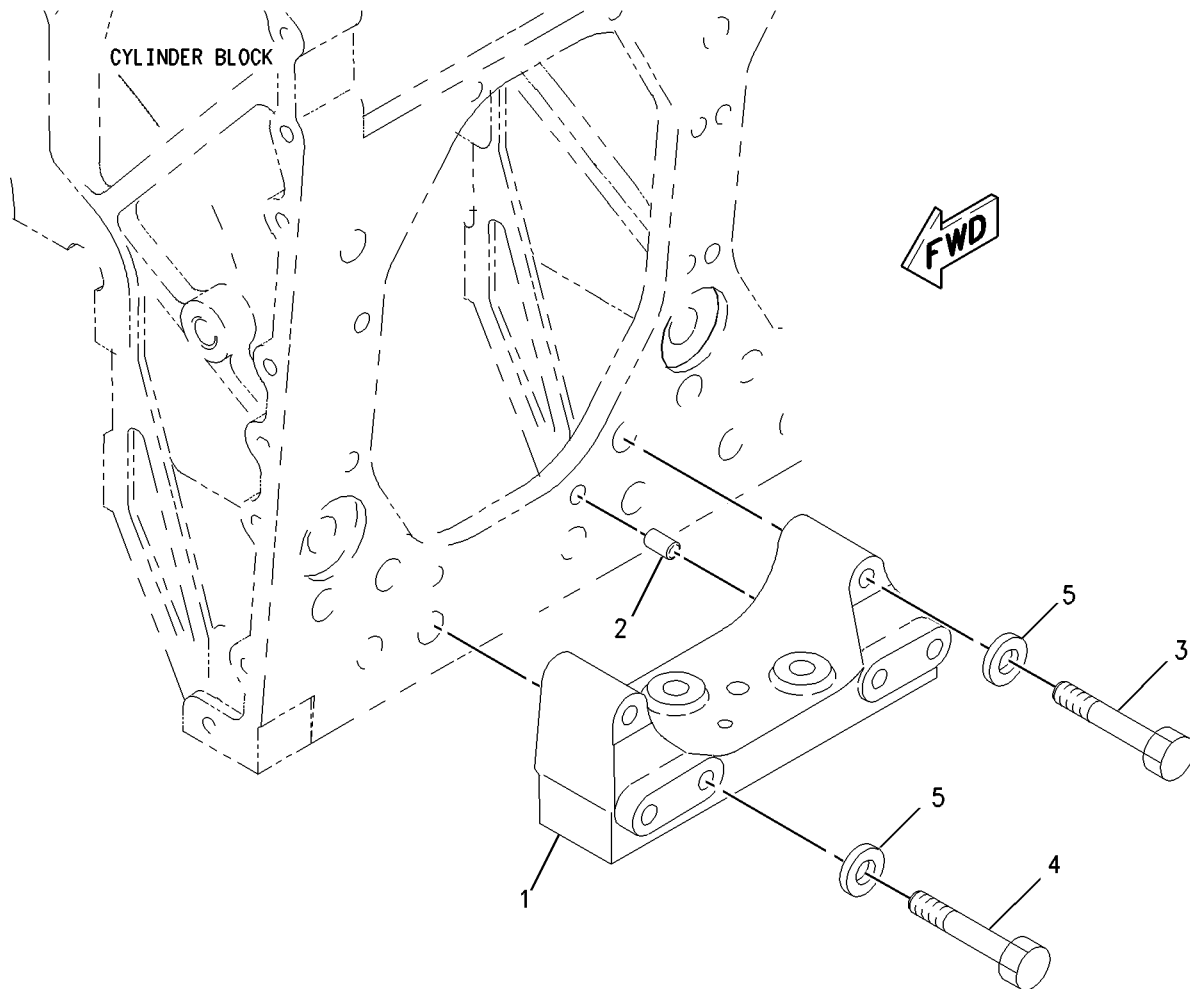
BASIC ENGINE

127-1119 MOUNTING GP-ENGINE (CHG -00, -01) 450 MM VEE

SMCS-1152, 1153, 1154

i02346218

| NOTE | REF NO | GRAPHIC REF | PART NUMBER | QTY | PART NAME | | | | | | SEE PAGE |
|------|--------|-------------|-------------|-----|-------------------------|---|---|---|---|-------------------|----------|
| | | | | | 1 | 2 | 3 | 4 | 5 | 6 (PRODUCT LEVEL) | |
| | 1 | 1 | 4W-6277 | 6 | SUPPORT AS | | | | | | |
| | | | | | (EACH INCLUDES) | | | | | | |
| | 2 | 1 | 7N-2328 | 2 | DOWEL | | | | | | |
| | 3 | 1 | 8S-4757 | 12 | BOLT (1-14X8-IN) | | | | | | |
| | 4 | 1 | 7B-8363 | 24 | BOLT (1-14X10.75-IN) | | | | | | |
| | 5 | 1 | 5P-8250 | 36 | WASHER (28X49X5-MM THK) | | | | | | |



GRAPHIC #1

<END>

g00768696

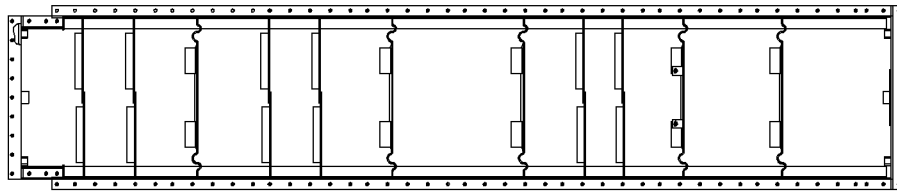
BASIC ENGINE

155-6576 PAN AS-OIL (CHG -00 THRU -05)
PART OF 1W-0909 PAN GP-OIL, 1W-3645 VALVE GP-EXPLOSION RELIEF

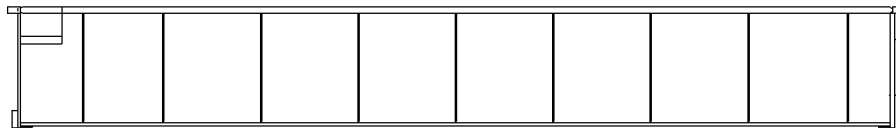
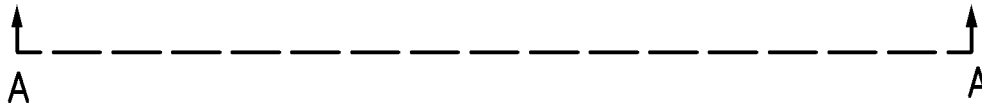
SMCS-1302

i01699580

| NOTE | REF NO | GRAPHIC REF | PART NUMBER | QTY | PART NAME | | | | | | SEE PAGE |
|---------------------|--------|-------------|-------------|-----|-----------|---|---|---|---|-------------------|----------|
| | | | | | 1 | 2 | 3 | 4 | 5 | 6 (PRODUCT LEVEL) | |
| (NO SERVICED PARTS) | | | | | | | | | | | |



TOP VIEW



VIEW A-A

GRAPHIC #1

<END>

g00874977

BASIC ENGINE

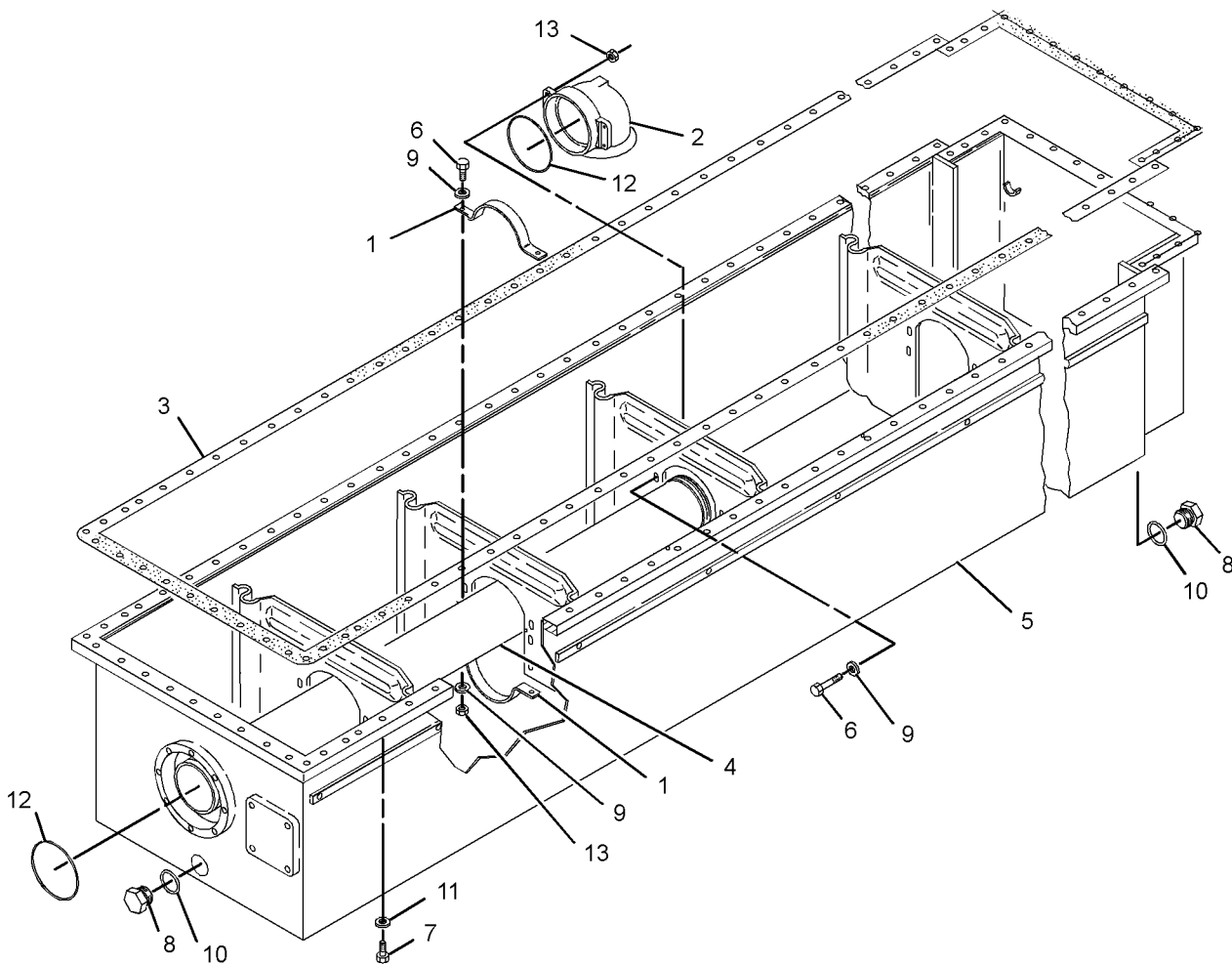
1W-0909 PAN GP-OIL (CHG -10 THRU -13)

SMCS-1302

i02781685

| NOTE | REF NO | GRAPHIC REF | PART NUMBER | QTY | PART NAME | | | | | | SEE PAGE |
|------|--------|-------------|-------------|-----|----------------------------------|---|---|---|---|-------------------|----------|
| | | | | | 1 | 2 | 3 | 4 | 5 | 6 (PRODUCT LEVEL) | |
| | 1 | 1 | 1W-6702 | 2 | CLAMP | | | | | | |
| | 2 | 1 | 4W-9775 | 1 | BELL-SUCTION | | | | | | |
| | 3 | 1 | 7W-1934 | 1 | GASKET-OIL PAN | | | | | | |
| | 4 | 1 | 9Y-3308 | 1 | TUBE AS | | | | | | |
| Y | 5 | 1 | 155-6576 | 1 | PAN AS-OIL | | | | | | 51 |
| | 6 | 1 | 0S-1591 | 8 | BOLT (3/8-16X1.5-IN) | | | | | | |
| | 7 | 1 | 1A-1460 | 114 | BOLT (1/2-13X2-IN) | | | | | | |
| | 8 | 1 | 1N-5998 | 2 | PLUG | | | | | | |
| | 9 | 1 | 5P-1075 | 16 | WASHER-HARD (10.2X22.5X3-MM THK) | | | | | | |
| | 10 | 1 | 5P-7816 | 2 | SEAL-O-RING | | | | | | |
| | 11 | 1 | 5P-8245 | 114 | WASHER-HARD (13.5X25.5X3-MM THK) | | | | | | |
| | 12 | 1 | 5P-8861 | 2 | SEAL-O-RING | | | | | | |
| | 13 | 1 | 9S-8752 | 8 | NUT-FULL (3/8-16-THD) | | | | | | |

Y-SEPARATE ILLUSTRATION



GRAPHIC #1

<END>

g01390217

BASIC ENGINE

319-7945 PISTON & ROD GP (CHG -00, -01)

SMCS-1225

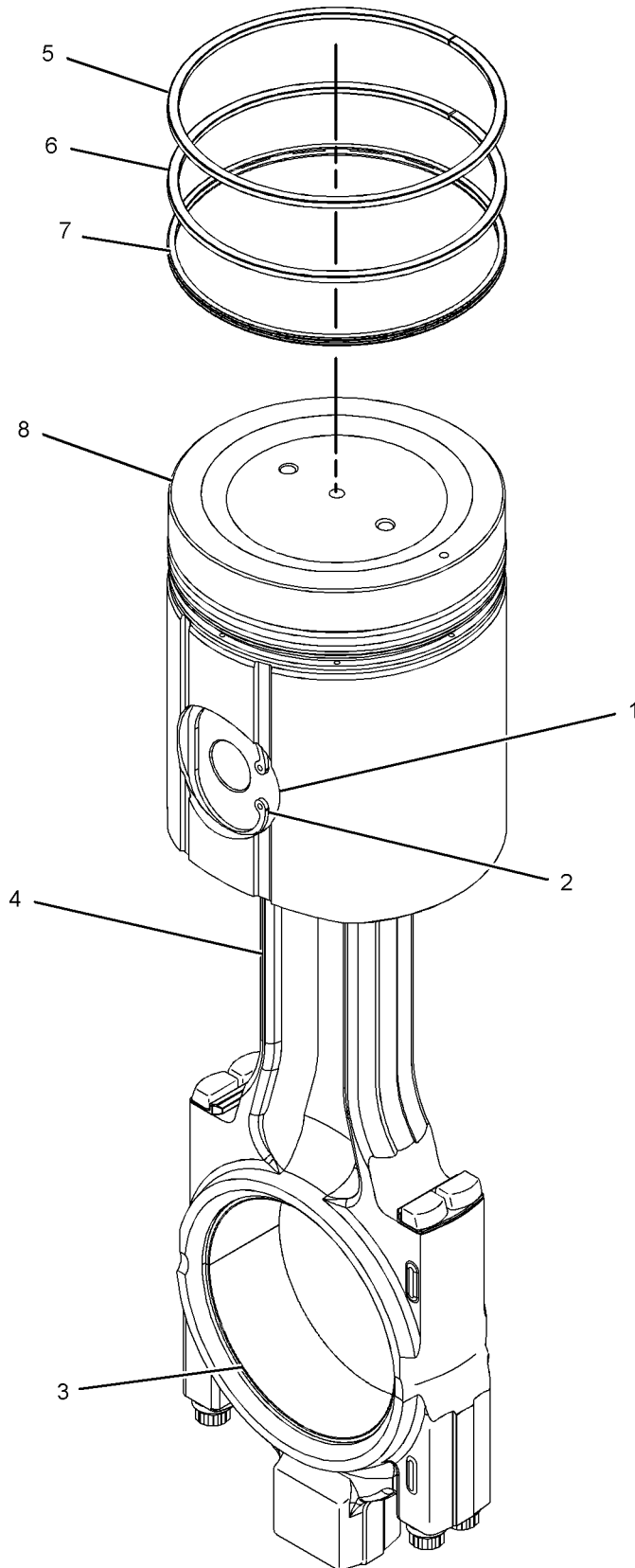
i02876785

| NOTE | REF NO | GRAPHIC REF | PART NUMBER | QTY | PART NAME | | | | | | SEE PAGE |
|-------------------------|--------|-------------|-----------------|-----|------------------------------|---|---|---|---|-------------------|----------|
| | | | | | 1 | 2 | 3 | 4 | 5 | 6 (PRODUCT LEVEL) | |
| | 1 | 1 | 7C-1412 | 1 | PIN-PISTON | | | | | | |
| | 2 | 1 | 7C-1413 | 2 | RETAINER-PIN | | | | | | |
| | 3 | 1 | 227-2902 | 1 | BEARING (CONNECTING ROD) | | | | | | |
| Y | 4 | 1 | 263-1853 | 1 | CONNECTING ROD GP (STANDARD) | | | | | | 11 |
| | 5 | 1 | 314-2691 | 1 | RING-PISTON TOP | | | | | | |
| | 6 | 1 | 314-2692 | 1 | RING-PISTON | | | | | | |
| | 7 | 1 | 314-2693 | 1 | RING-OIL | | | | | | |
| | 8 | 1 | 314-2700 | 1 | PISTON AS | | | | | | |
| | | 1 | 314-2699 | 1 | PIN-ROLL | | | | | | |
| Y-SEPARATE ILLUSTRATION | | | | | | | | | | | |

BASIC ENGINE

319-7945 PISTON & ROD GP (contd.)

i02876785



GRAPHIC #1

<END>

g01432558

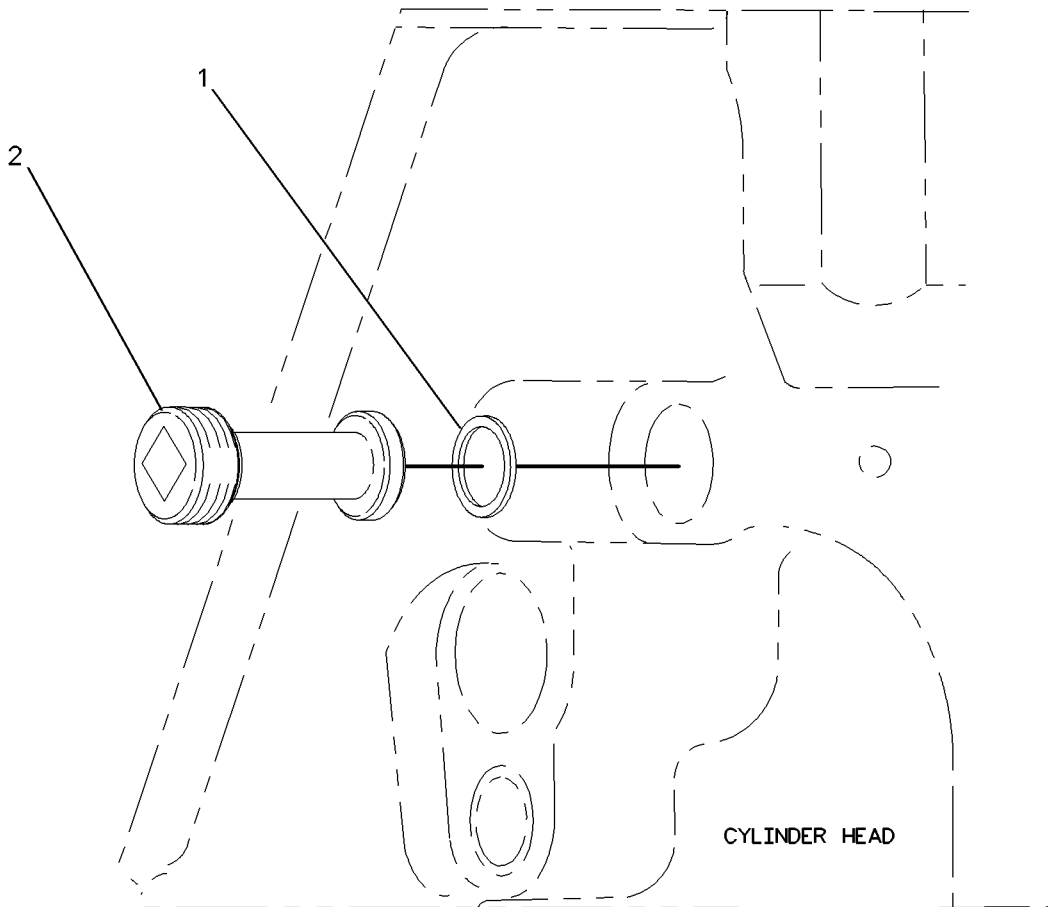
BASIC ENGINE

4W-0345 PLUG GP-CYLINDER PRESS RELIEF (CHG -05, -06) PART OF 252-5416 CYLINDER HEAD GP

SMCS-1118

i01351184

| NOTE | REF NO | GRAPHIC REF | PART NUMBER | QTY | PART NAME | | | | | | SEE PAGE |
|------|--------|-------------|-------------|-----|------------------------|---|---|---|---|-------------------|----------|
| | | | | | 1 | 2 | 3 | 4 | 5 | 6 (PRODUCT LEVEL) | |
| | 1 | 1 | 7E-8276 | 1 | GASKET | | | | | | |
| | 2 | 1 | 4P-7639 | 1 | PLUG-CYLINDER PRESSURE | | | | | | |



GRAPHIC #1

<END>

g00713014

BASIC ENGINE

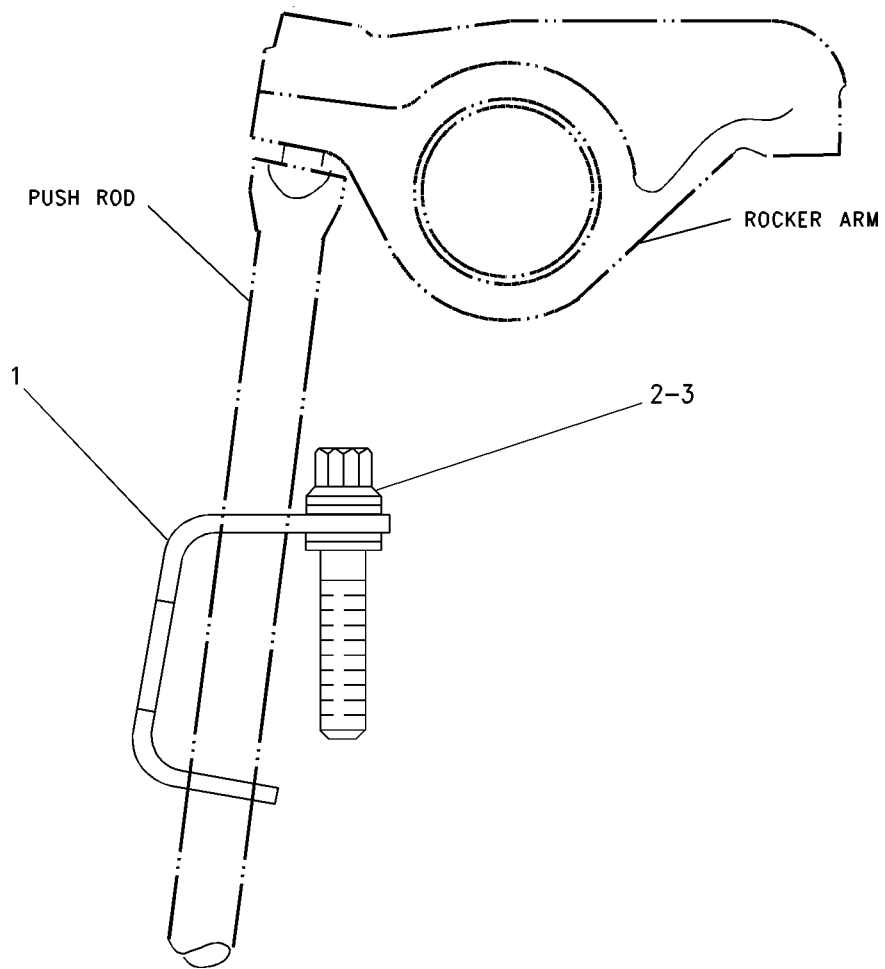
7C-6618 RETAINER GP-PUSHROD (CHG -00 THRU -03)

SMCS-1208

i01612917

| NOTE | REF NO | GRAPHIC REF | PART NUMBER | QTY | PART NAME | | | | | | SEE PAGE |
|------|--------|-------------|----------------|-----|--------------------------------|---|---|---|---|-------------------|----------|
| | | | | | 1 | 2 | 3 | 4 | 5 | 6 (PRODUCT LEVEL) | |
| C | 1 | 1 | 7C-7235 | 1 | BRACKET AS-GUIDE | | | | | | |
| | 2 | 1 | 6V-2881 | 2 | BOLT (3/4-10X3.5-IN) | | | | | | |
| C | 3 | 1 | 6V-7607 | 2 | WASHER-HARD (20X30X2.5-MM THK) | | | | | | |

C-CHANGE FROM PREVIOUS TYPE



GRAPHIC #1

<END>

g00727288

BASIC ENGINE

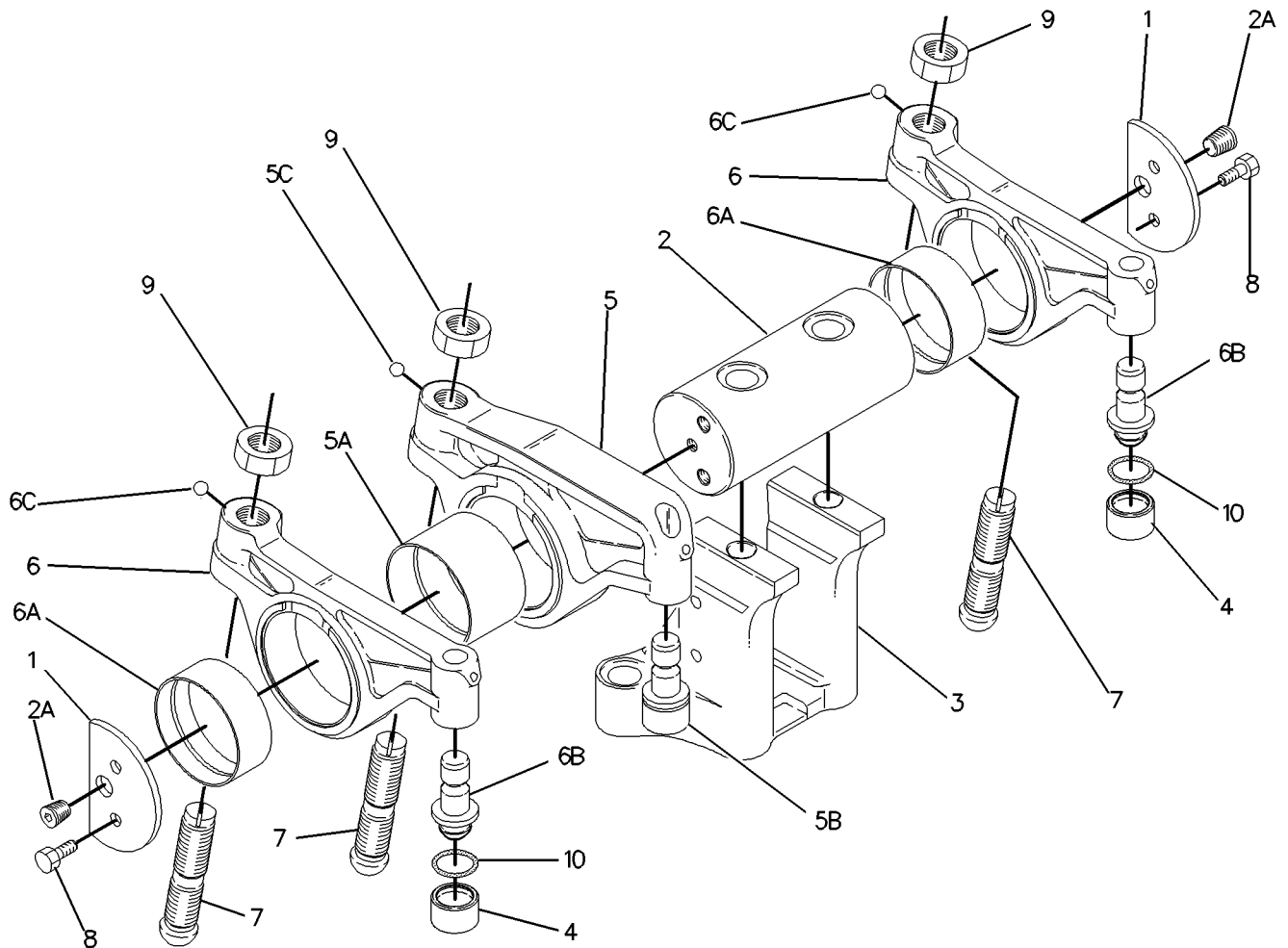
128-5682 ROCKER ARM GP (CHG -00 THRU -03) PART OF 1W-0789 VALVE MECHANISM GP

SMCS-1123

i02344177

| NOTE | REF NO | GRAPHIC REF | PART NUMBER | QTY | PART NAME | | | | | | SEE PAGE |
|------|--------|-------------|-------------|-----|-------------------------------|---|---|---|---|---|----------|
| | | | | | 1 | 2 | 3 | 4 | 5 | 6 | |
| | 1 | 1 | 1W-8409 | 2 | PLATE-THRUST | | | | | | |
| | 2 | 1 | 1W-8410 | 1 | SHAFT AS-ARM | | | | | | |
| | 2A | 1 | 8T-6757 | 2 | PLUG-PIPE | | | | | | |
| | 3 | 1 | 1W-8444 | 1 | SUPPORT-SHAFT | | | | | | |
| | 4 | 1 | 7E-7202 | 2 | BUTTON | | | | | | |
| R | 5 | 1 | 7E-7205 | 1 | ROCKER ARM AS | | | | | | |
| | 5A | 1 | 7W-7230 | 1 | BEARING-SLEEVE | | | | | | |
| | 5B | 1 | 151-4883 | 1 | INSERT AS | | | | | | |
| | | 1 | 151-4881 | 1 | BUTTON | | | | | | |
| | 5C | 1 | 2D-6642 | 1 | BALL | | | | | | |
| R | 6 | 1 | 129-4859 | 2 | ROCKER ARM AS | | | | | | |
| | | | | | (EACH INCLUDES) | | | | | | |
| | 6A | 1 | 6I-0578 | 1 | BEARING-SLEEVE | | | | | | |
| | 6B | 1 | 151-4918 | 1 | INSERT | | | | | | |
| | 6C | 1 | 2D-6642 | 1 | BALL | | | | | | |
| | 7 | 1 | 204-4385 | 3 | SCREW-ADJUSTMENT (3/4-16-THD) | | | | | | |
| | 8 | 1 | 0S-1617 | 4 | BOLT (5/16-18X0.75-IN) | | | | | | |
| | 9 | 1 | 6V-5019 | 3 | NUT-JAM (3/4-16-THD) | | | | | | |
| | 10 | 1 | 7L-9061 | 2 | SEAL-O-RING | | | | | | |

R-REMFG PART MAY BE AVAILABLE



GRAPHIC #1

<END>

g00890797

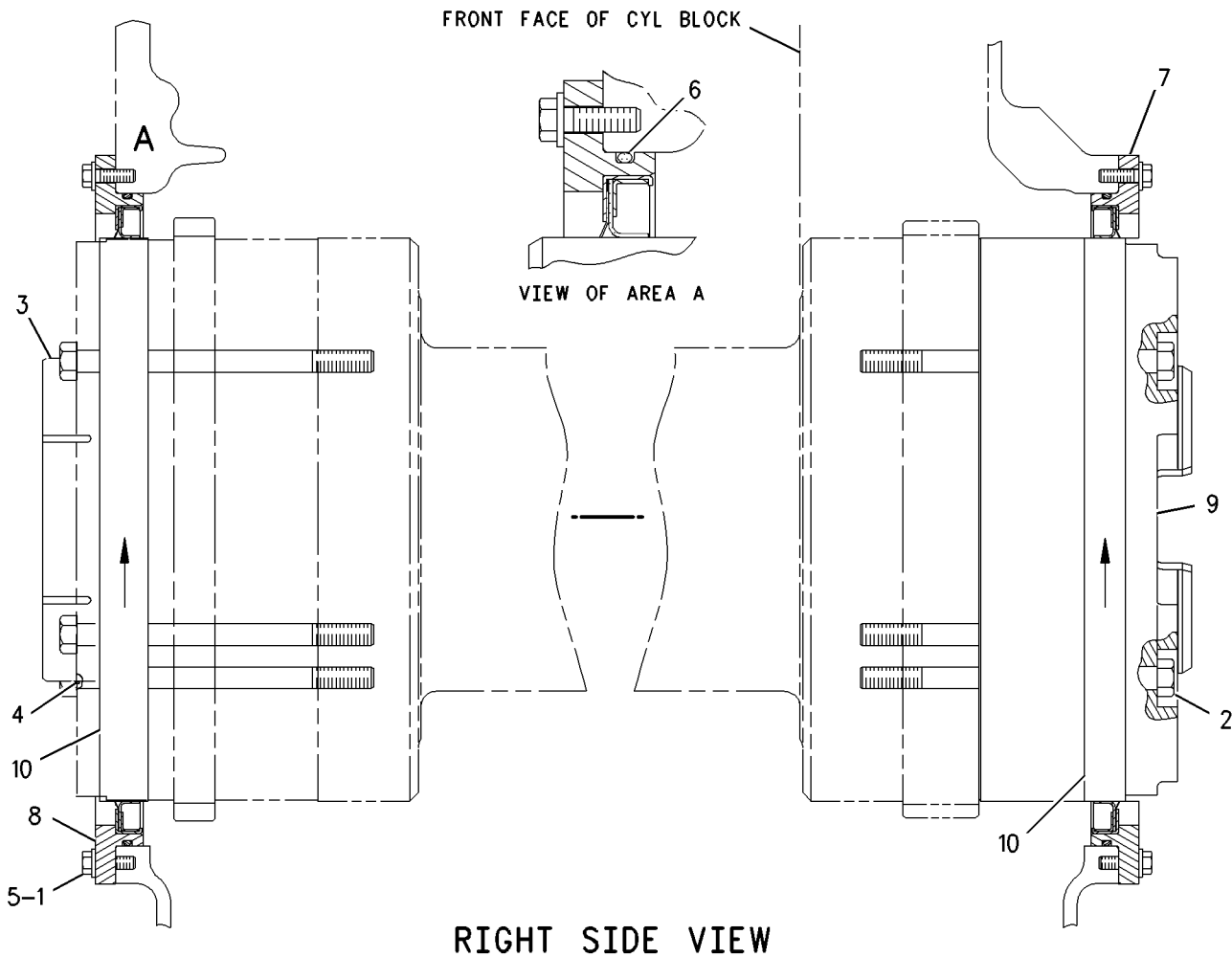
BASIC ENGINE

7E-9610 SEAL GP-CRANKSHAFT (CHG -03 THRU -07)

SMCS-1160, 1161

i02465941

| NOTE | REF NO | GRAPHIC REF | PART NUMBER | QTY | PART NAME | | | | | | SEE PAGE |
|------|--------|-------------|-----------------|-----|------------------------------------------------------------------------------------------------------------|---|---|---|---|-------------------|----------|
| | | | | | 1 | 2 | 3 | 4 | 5 | 6 (PRODUCT LEVEL) | |
| | 1 | 1 | 0S-1588 | 18 | BOLT (3/8-16X1.25-IN) | | | | | | |
| | 2 | 1 | 1D-4601 | 8 | BOLT (5/8-11X8.5-IN) | | | | | | |
| | 3 | 1 | 1W-2823 | 1 | SLEEVE | | | | | | |
| | 4 | 1 | 1W-2824 | 1 | RING-LOCK | | | | | | |
| | 5 | 1 | 3V-3308 | 18 | WASHER-HARD (10.2X20.5X2.5-MM THK) | | | | | | |
| | 6 | 1 | 6V-5059 | 2 | SEAL-O-RING | | | | | | |
| | 7 | 1 | 190-2462 | 1 | SEAL AS (IN FRONT HOUSING ON STANDARD ROTATION ENGINES AND IN REAR HOUSING ON REVERSE ROTATION ENGINES) | | | | | | |
| | 8 | 1 | 190-2463 | 1 | SEAL AS (IN REAR HOUSING ON STANDARD ROTATION ENGINES AND IN FRONT HOUSING ON REVERSE ROTATION ENGINES) | | | | | | |
| | 9 | 1 | 106-2033 | 1 | ADAPTER-CRANKSHAFT | | | | | | |
| | 10 | 1 | 160-8173 | 2 | SLEEVE-WEAR | | | | | | |



GRAPHIC #1

<END>

g00775867

BASIC ENGINE

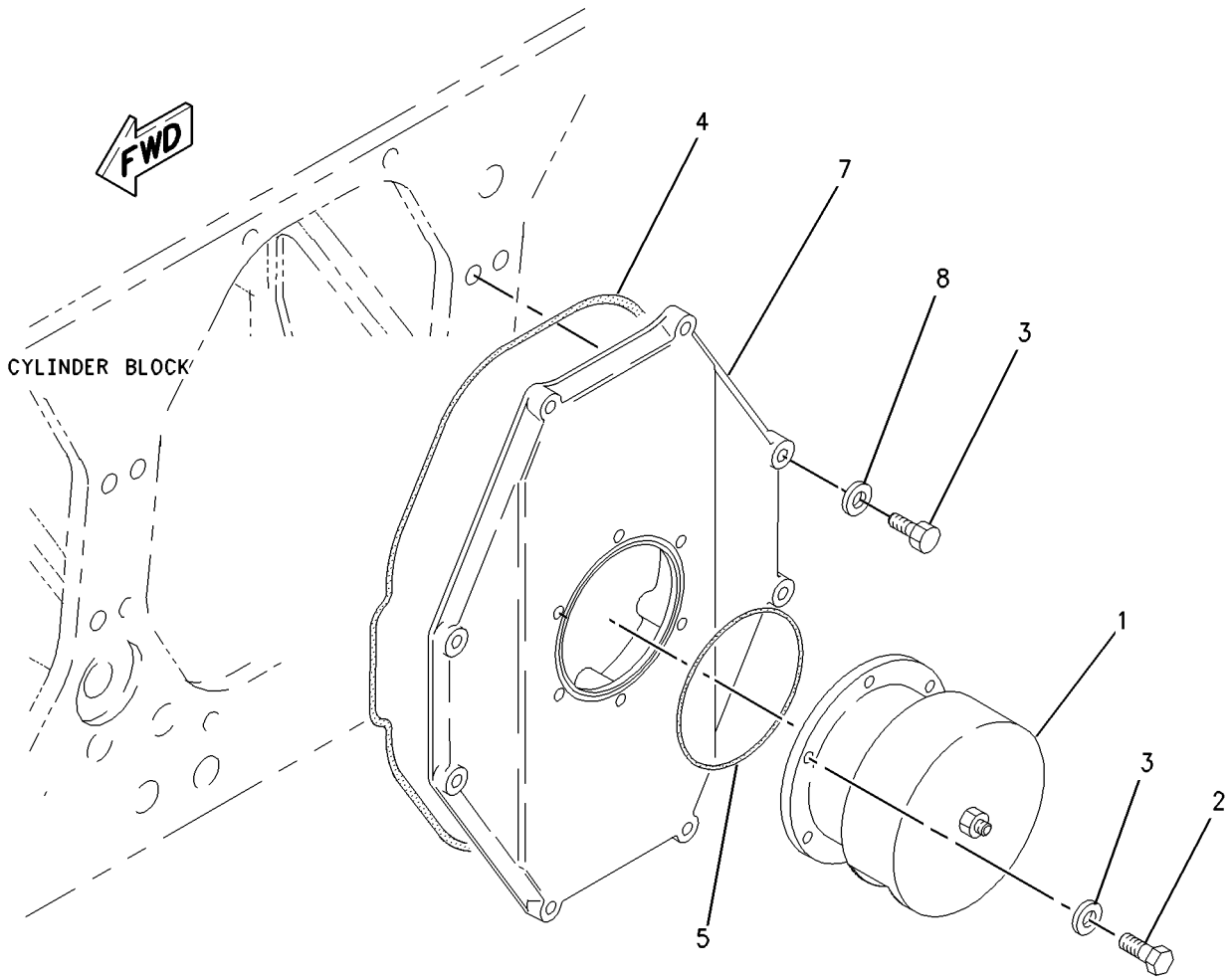
1W-3645 VALVE GP-EXPLOSION RELIEF (CHG -08 THRU -10)

SMCS-1233

i02416501

| NOTE | REF NO | GRAPHIC REF | PART NUMBER | QTY | PART NAME | | | | | | SEE PAGE |
|--------------------------|--------|-------------|----------------|-----|----------------------------------------------------------------------|---|---|---|---|-------------------|----------|
| | | | | | 1 | 2 | 3 | 4 | 5 | 6 (PRODUCT LEVEL) | |
| J | 1 | 1 | 1W-2834 | 1 | VALVE GP-EXPLOSION RELIEF | | | | | | |
| C | 2 | 1 | 0S-1588 | 6 | BOLT (3/8-16X1.25-IN) | | | | | | |
| | 3 | 1 | 3V-3308 | 14 | WASHER-HARD (10.2X20.5X2.5-MM THK) | | | | | | |
| | 4 | 1 | 6I-4545 | 1 | SEAL-O-RING | | | | | | |
| C | 5 | 1 | 6V-1904 | 1 | SEAL-O-RING | | | | | | |
| C | 7 | 1 | 7E-0769 | 1 | COVER-CYLINDER BLOCK | | | | | | |
| | 8 | 1 | 0S-1591 | 8 | BOLT (3/8-16X1.5-IN) | | | | | | |
| AVAILABLE REPAIR KIT(S): | | | | | | | | | | | |
| J | | | 2W-3584 | | KIT-REPAIR (EXPLOSION RELIEF) (INCLUDES PLATE, SPINDLE AND VALVE) | | | | | | |

C-CHANGE FROM PREVIOUS TYPE
J-KIT MARKED J SERVICES PART MARKED J



GRAPHIC #1

<END>

g00800618

BASIC ENGINE

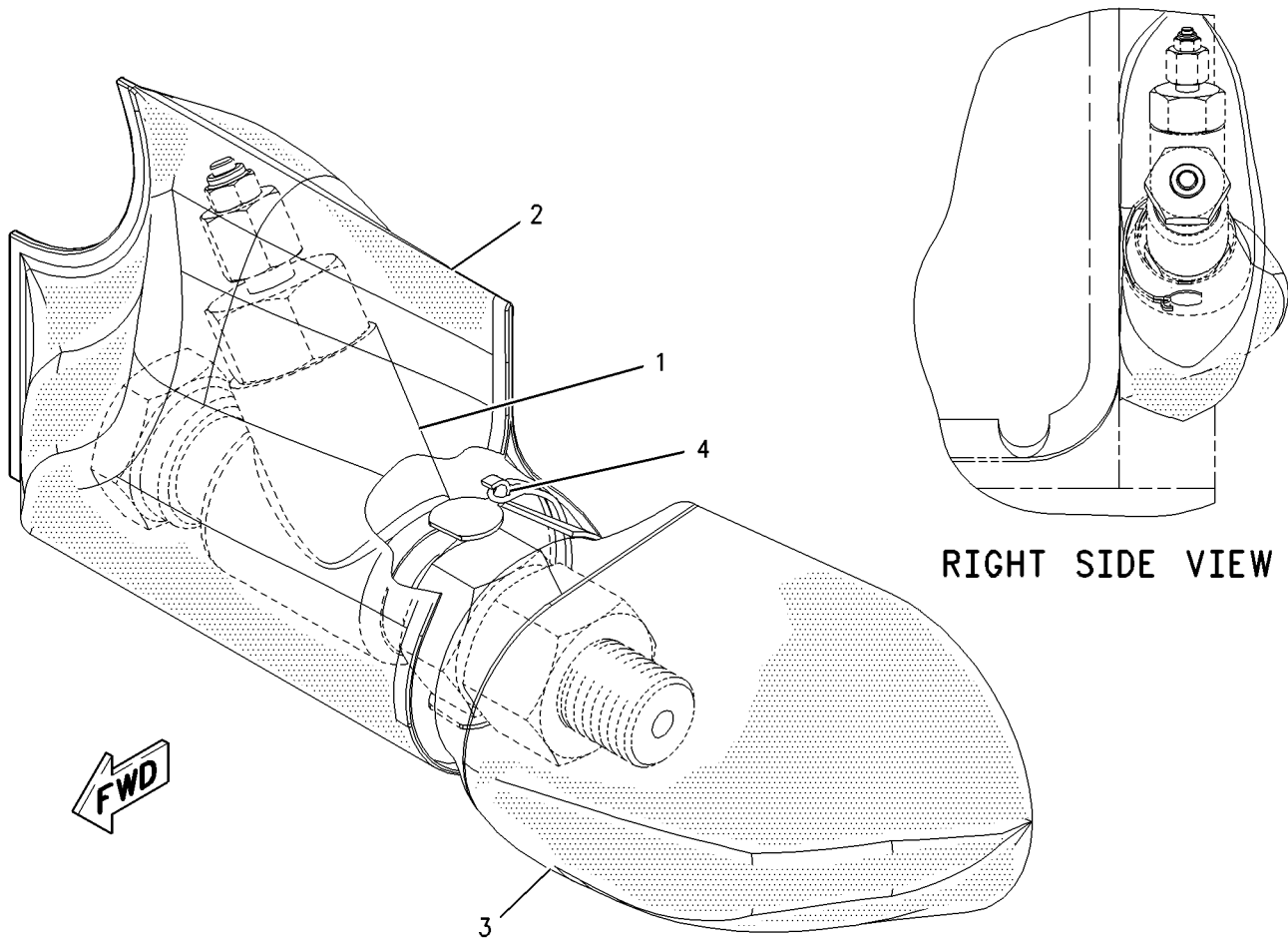
197-5805 VALVE GP-MANUAL (CHG -01, -02, -02D1, -02D2, -02D3, -02D4, -02D5)

SMCS-1118, 7450

i02337590

| NOTE | REF NO | GRAPHIC REF | PART NUMBER | QTY | PART NAME | | | | | | SEE PAGE |
|------|--------|-------------|-------------|-----|-----------------|---|---|---|---|-------------------|----------|
| | | | | | 1 | 2 | 3 | 4 | 5 | 6 (PRODUCT LEVEL) | |
| | 1 | 1 | 197-5807 | 1 | INDICATOR-VALVE | | | | | | |
| | | 1 | 5B-9246 | 1 | GASKET | | | | | | |
| | | 1 | 197-5808 | 1 | INDICATOR-VALVE | | | | | | |
| | | 1 | 208-3899 | 1 | ADAPTER | | | | | | |
| C | 2 | 1 | 229-5415 | 1 | SHIELD AS-HEAT | | | | | | |
| C | 3 | 1 | 229-5417 | 1 | SHIELD AS-HEAT | | | | | | |
| CD | 4 | 1 | 138-3331 | | WIRE-TIE (4-M) | | | | | | |

C-CHANGE FROM PREVIOUS TYPE
D-ORDER BY THE METER



GRAPHIC #1

<END>

g00943539

BASIC ENGINE

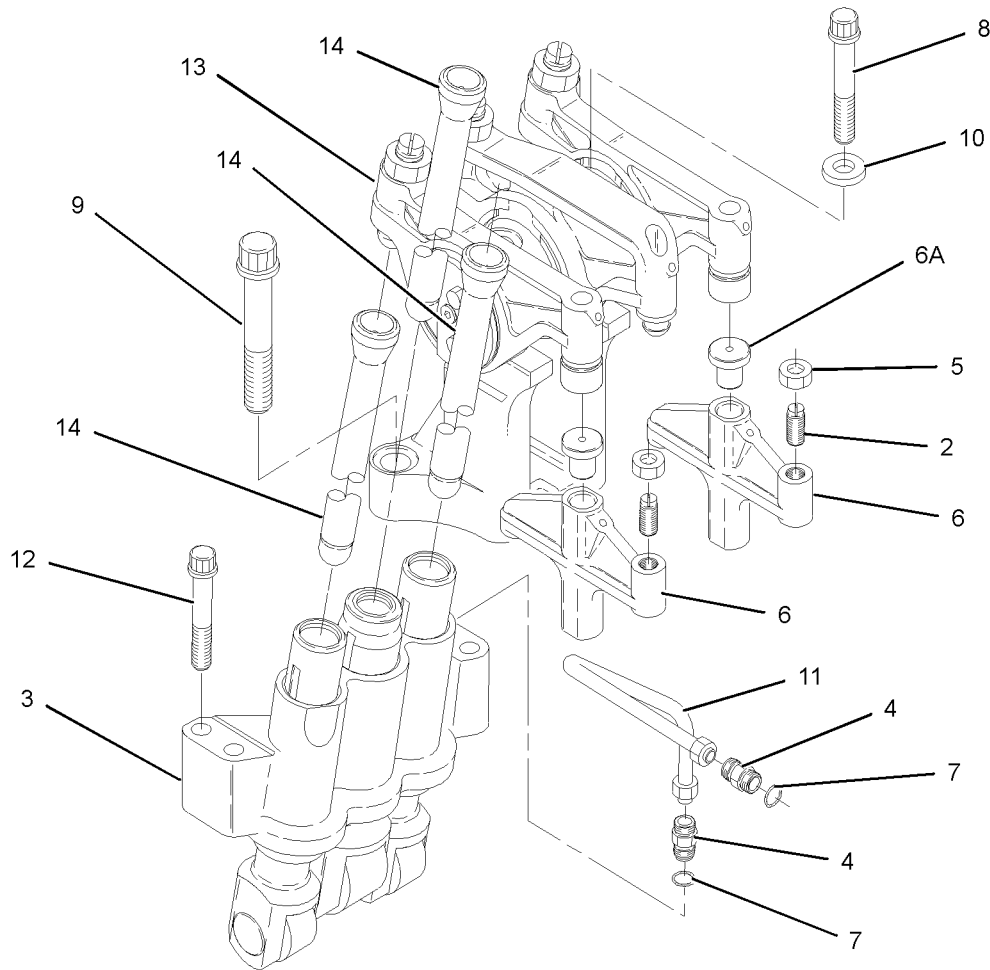
1W-0789 VALVE MECHANISM GP (CHG -13 THRU -21)

SMCS-1102, 1121, 1123, 1209

i02859665

| NOTE | REF NO | GRAPHIC REF | PART NUMBER | QTY | PART NAME | | | | | | SEE PAGE |
|------|--------|-------------|-----------------|-----|--------------------------------------|---|---|---|---|-------------------|----------|
| | | | | | 1 | 2 | 3 | 4 | 5 | 6 (PRODUCT LEVEL) | |
| | 2 | 1 | 1W-1760 | 2 | SCREW-ADJUSTMENT (9/16-18-THD) | | | | | | |
| Y | 3 | 1 | 1W-2470 | 1 | LIFTER GP-VALVE | | | | | | 47 |
| | 4 | 1 | 2R-6806 | 2 | CONNECTOR-O-RING | | | | | | |
| | 5 | 1 | 8L-3441 | 2 | NUT (9/16-18-THD) | | | | | | |
| | 6 | 1 | 6I-2491 | 2 | BRIDGE AS | | | | | | |
| | | | | | (EACH INCLUDES) | | | | | | |
| | 6A | 1 | 6I-2489 | 1 | INSERT-BRIDGE | | | | | | |
| | 7 | 1 | 6V-5049 | 2 | SEAL-O-RING | | | | | | |
| | 8 | 1 | 6V-5625 | 2 | BOLT-12 POINT HEAD (3/4-10X9.5-IN) | | | | | | |
| | 9 | 1 | 6V-6869 | 2 | BOLT-12 POINT HEAD (3/4-10X2 3/4-IN) | | | | | | |
| | 10 | 1 | 6V-7607 | 2 | WASHER-HARD (20X30X2.5-MM THK) | | | | | | |
| | 11 | 1 | 7E-1036 | 1 | TUBE AS | | | | | | |
| | 12 | 1 | 8D-7941 | 4 | BOLT-12 POINT HEAD (5/8-11X4-IN) | | | | | | |
| CY | 13 | 1 | <i>128-5682</i> | 1 | ROCKER ARM GP | | | | | | 57 |
| | 14 | 1 | 292-8198 | 3 | PUSHROD | | | | | | |

C-CHANGE FROM PREVIOUS TYPE
Y-SEPARATE ILLUSTRATION



GRAPHIC #1

<END>

g01332570

LUBRICATION SYSTEM

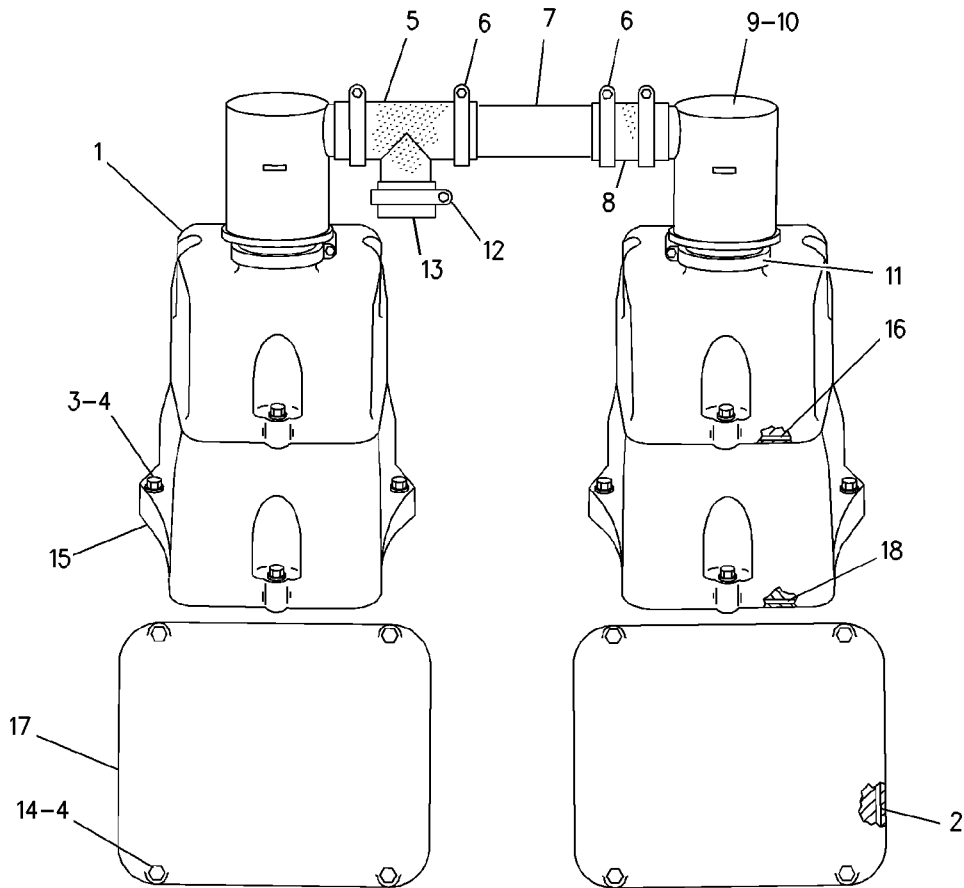
7W-5934 BREATHER GP (CHG -00 THRU -05, -07, -08)

SMCS-1317

i02338302

| NOTE | REF NO | GRAPHIC REF | PART NUMBER | QTY | PART NAME | 1 2 3 4 5 6 (PRODUCT LEVEL) | | | | | | SEE PAGE |
|------|--------|-------------|-------------|-----|------------------------------------|-----------------------------|--|--|--|--|--|----------|
| | | | | | | | | | | | | |
| | 1 | 1 | 7E-0734 | 4 | COVER AS-VALVE MECHANISM | | | | | | | |
| C | 2 | 1 | 9X-7688 | 4 | SEAL-O-RING | | | | | | | |
| | 3 | 1 | 0S-1590 | 28 | BOLT (3/8-16X2-IN) | | | | | | | |
| | 4 | 1 | 3V-3308 | 44 | WASHER-HARD (10.2X20.5X2.5-MM THK) | | | | | | | |
| | 5 | 1 | 217-6692 | 2 | HOSE-TEE | | | | | | | |
| | 6 | 1 | 5P-0597 | 8 | CLAMP-HOSE | | | | | | | |
| | 7 | 1 | 7W-9152 | 2 | TUBE | | | | | | | |
| | 8 | 1 | 6N-3792 | 2 | HOSE | | | | | | | |
| | 9 | 1 | 4W-3027 | 4 | BREATHER AS (CRANKCASE) | | | | | | | |
| | 10 | 1 | 5H-8848 | 4 | SEAL-O-RING | | | | | | | |
| | 11 | 1 | 4W-3034 | 4 | CLAMP-HOSE | | | | | | | |
| | 12 | 1 | 5P-4868 | 2 | CLAMP-HOSE | | | | | | | |
| | 13 | 1 | 7N-7820 | 2 | BOOT | | | | | | | |
| | 14 | 1 | 0S-1591 | 16 | BOLT (3/8-16X1.5-IN) | | | | | | | |
| | 15 | 1 | 7E-0731 | 4 | BASE-ROCKER ARM | | | | | | | |
| | 16 | 1 | 6V-3602 | 4 | SEAL-O-RING | | | | | | | |
| | 17 | 1 | 7E-0732 | 4 | COVER-GUIDE | | | | | | | |
| | 18 | 1 | 118-7536 | 4 | SEAL-O-RING | | | | | | | |

C-CHANGE FROM PREVIOUS TYPE



GRAPHIC #1

<END>

g00931677

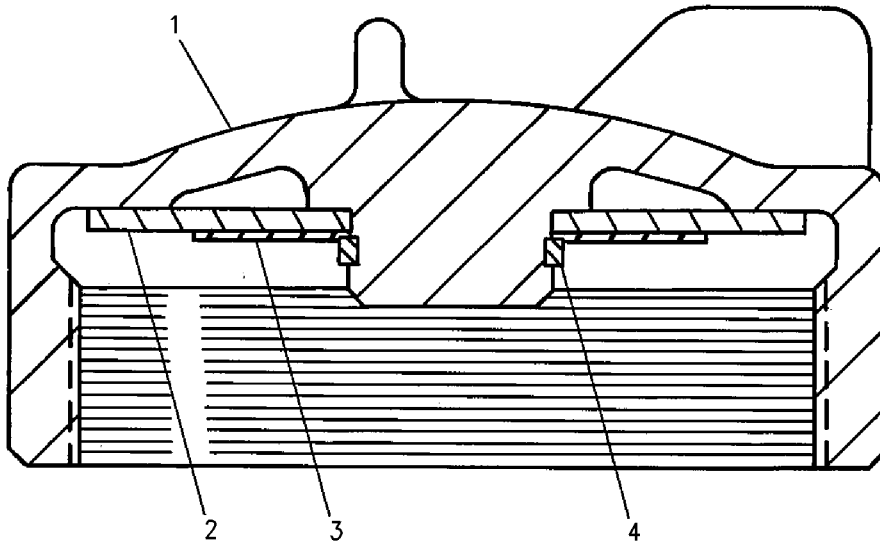
LUBRICATION SYSTEM

7E-1659 CAP GP-ENGINE OIL FILLER (CHG -00 THRU -02) PART OF 9Y-9927 FILLER GP-ENGINE OIL

SMCS-1316

i02030141

| NOTE | REF NO | GRAPHIC REF | PART NUMBER | QTY | PART NAME | | | | | | SEE PAGE |
|------|--------|-------------|----------------|-----|-------------------------|---|---|---|---|-------------------|----------|
| | | | | | 1 | 2 | 3 | 4 | 5 | 6 (PRODUCT LEVEL) | |
| | 1 | 1 | 4P-6979 | 1 | CAP-FILLER (ENGINE OIL) | | | | | | |
| | 2 | 1 | 7E-1661 | 1 | GASKET | | | | | | |
| | 3 | 1 | 7E-1660 | 1 | RETAINER | | | | | | |
| | 4 | 1 | 9S-9979 | 1 | RING-RETAINING | | | | | | |



GRAPHIC #1

<END>

g00727016

LUBRICATION SYSTEM

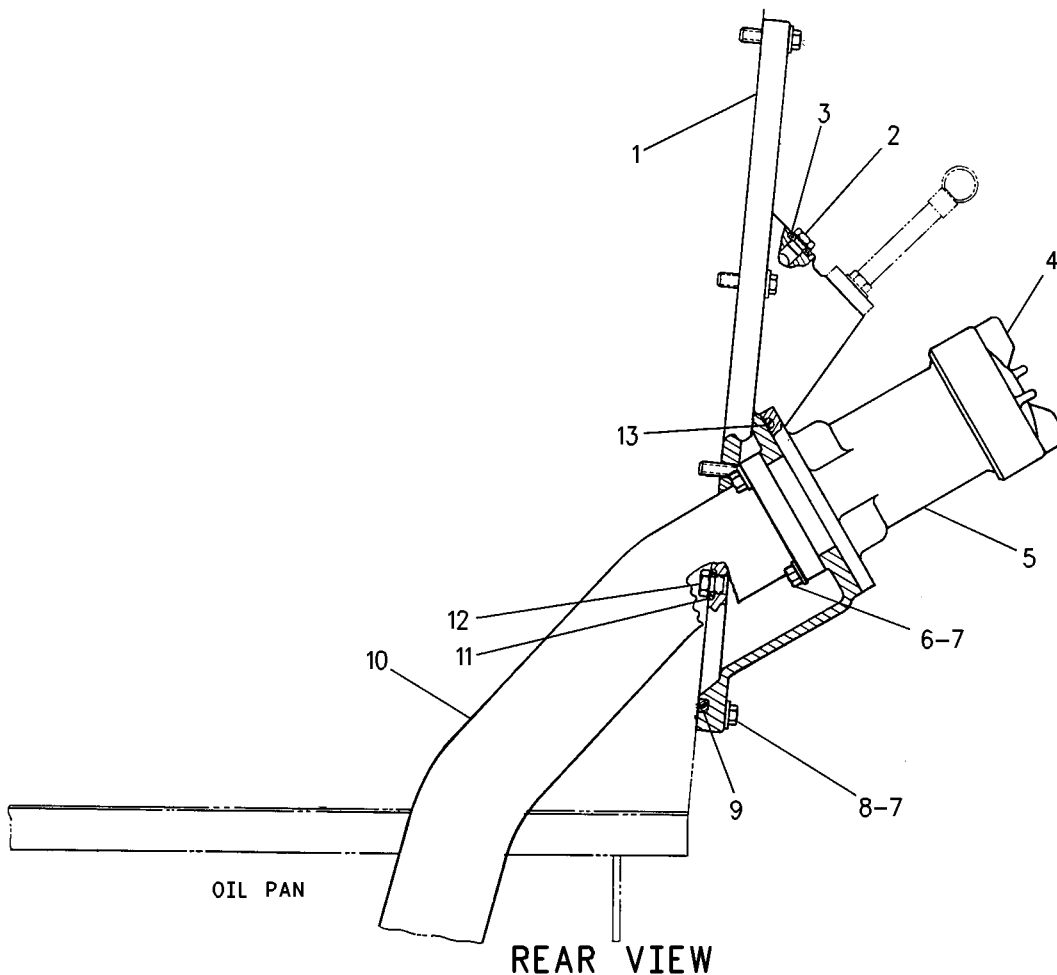
9Y-9927 FILLER GP-ENGINE OIL (CHG -00 THRU -04)

SMCS-1316

i01458684

| NOTE | REF NO | GRAPHIC REF | PART NUMBER | QTY | PART NAME | | | | | | SEE PAGE |
|------|--------|-------------|-------------|-----|------------------------------------|---|---|---|---|-------------------|----------|
| | | | | | 1 | 2 | 3 | 4 | 5 | 6 (PRODUCT LEVEL) | |
| | 1 | 1 | 9Y-9924 | 1 | COVER-CYLINDER BLOCK | | | | | | |
| | 2 | 1 | 9S-4182 | 1 | PLUG-O-RING | | | | | | |
| | 3 | 1 | 6V-5048 | 1 | SEAL-O-RING | | | | | | |
| Y | 4 | 1 | 7E-1659 | 1 | CAP GP-ENGINE OIL FILLER | | | | | | 63 |
| | 5 | 1 | 9Y-6874 | 1 | ELBOW-OIL FILLER | | | | | | |
| | 6 | 1 | 0S-1590 | 4 | BOLT (3/8-16X2-IN) | | | | | | |
| | 7 | 1 | 3V-3308 | 12 | WASHER-HARD (10.2X20.5X2.5-MM THK) | | | | | | |
| | 8 | 1 | 0S-1591 | 8 | BOLT (3/8-16X1.5-IN) | | | | | | |
| | 9 | 1 | 6I-4545 | 1 | SEAL-O-RING | | | | | | |
| | 10 | 1 | 4P-5304 | 1 | TUBE AS | | | | | | |
| | 11 | 1 | 6V-5049 | 1 | SEAL-O-RING | | | | | | |
| | 12 | 1 | 9S-4191 | 1 | PLUG-O-RING | | | | | | |
| | 13 | 1 | 6V-4314 | 1 | SEAL-O-RING | | | | | | |

Y-SEPARATE ILLUSTRATION



GRAPHIC #1

<END>

g00762895

LUBRICATION SYSTEM

1W-0806 FILTER GP-CENTRIFUGAL

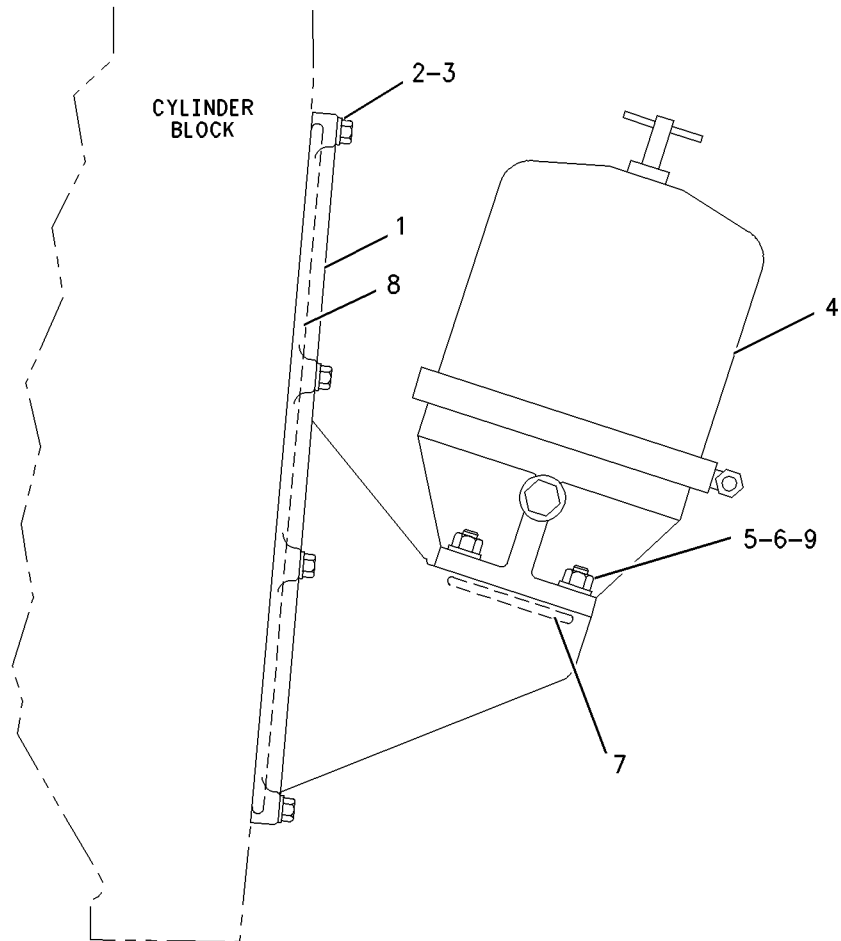
(CHG -02 THRU -04, -04D1 THRU -06, -06D1, -06D2, -06D3, -06D4, -06D5)

SMCS-1328

i01544647

| NOTE | REF NO | GRAPHIC REF | PART NUMBER | QTY | PART NAME | | | | | | SEE PAGE |
|------|--------|-------------|-------------|-----|------------------------------------|---|---|---|---|-------------------|----------|
| | | | | | 1 | 2 | 3 | 4 | 5 | 6 (PRODUCT LEVEL) | |
| | 1 | 1 | 9Y-9996 | 1 | COVER-CYLINDER BLOCK | | | | | | |
| | 2 | 1 | 3V-3308 | 8 | WASHER-HARD (10.2X20.5X2.5-MM THK) | | | | | | |
| | 3 | 1 | 0S-1591 | 8 | BOLT (3/8-16X1.5-IN) | | | | | | |
| Y | 4 | 1 | 1W-4191 | 1 | FILTER GP-CENTRIFUGAL | | | | | | 66 |
| | 5 | 1 | 1F-7958 | 4 | NUT-FULL (1/2-13-THD) | | | | | | |
| | 6 | 1 | 5P-1076 | 4 | WASHER-HARD (13.5X30X4-MM THK) | | | | | | |
| | 7 | 1 | 6V-3833 | 1 | SEAL-O-RING | | | | | | |
| | 8 | 1 | 6I-4545 | 1 | SEAL-O-RING | | | | | | |
| | 9 | 1 | 2D-8154 | 4 | STUD-TAPERLOCK (1/2-13X2.36-IN) | | | | | | |

Y-SEPARATE ILLUSTRATION



REAR VIEW

GRAPHIC #1

<END>

g00802720

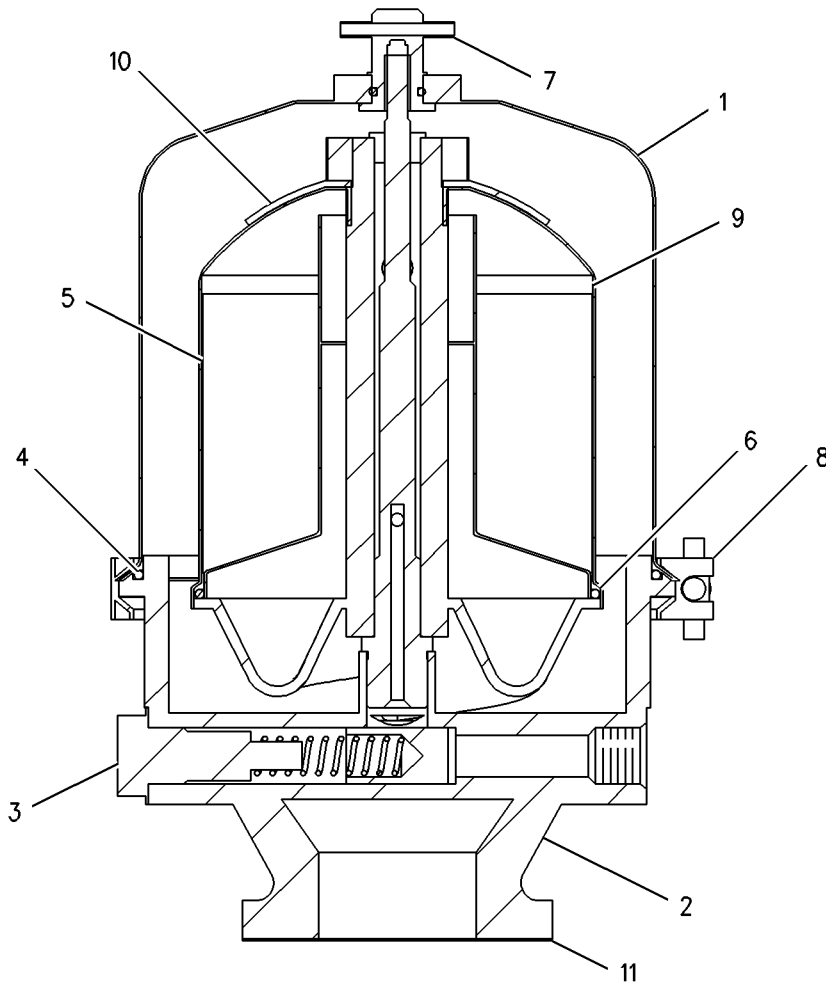
LUBRICATION SYSTEM

1W-4191 FILTER GP-CENTRIFUGAL (CHG -02 THRU -08) PART OF 1W-0806 FILTER GP-CENTRIFUGAL

SMCS-1328

i03096360

| NOTE | REF NO | GRAPHIC REF | PART NUMBER | QTY | PART NAME | | | | | | SEE PAGE |
|------|--------|-------------|-------------|-----|----------------------------------------------------------------------------|---|---|---|---|-------------------|----------|
| | | | | | 1 | 2 | 3 | 4 | 5 | 6 (PRODUCT LEVEL) | |
| | 1 | 1 | 7C-4415 | 1 | COVER AS-FILTER | | | | | | |
| | 2 | 1 | 7C-4416 | 1 | BODY-FILTER | | | | | | |
| | 3 | 1 | 7C-4417 | 1 | KIT-VALVE CUTOFF (OIL FILTER) (INCLUDES SHUTTLE, PLUG, SPRING & WASHER) | | | | | | |
| | 4 | 1 | 7C-4419 | 1 | SEAL-O-RING | | | | | | |
| | 5 | 1 | 7C-4420 | 1 | ROTOR AS | | | | | | |
| | 6 | 1 | 7C-4421 | 1 | SEAL-O-RING | | | | | | |
| | 7 | 1 | 7C-4422 | 1 | KIT-COVER-FILTER (OIL FILTER) (INCLUDES COVER, PIN, SEAL & CLIP) | | | | | | |
| | 8 | 1 | 7C-4423 | 1 | CLAMP | | | | | | |
| | 9 | 1 | 7C-8390 | 1 | LINER-ROTOR | | | | | | |
| | 10 | 1 | 168-6357 | 1 | PLATE-STIFFENER | | | | | | |
| | 11 | 1 | 7C-5485 | 1 | GASKET-FLANGE (CENTRIFUGAL FILTER) | | | | | | |



GRAPHIC #1

<END>

g00627726

LUBRICATION SYSTEM

1W-0798 FILTER GP-ENGINE OIL (CHG -12 THRU -23, -23D1 THRU -25)

SMCS-1306, 1308

i02614430

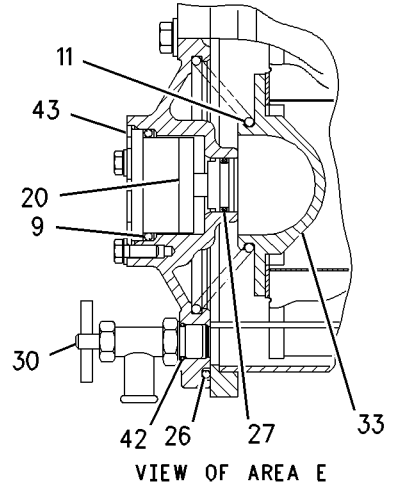
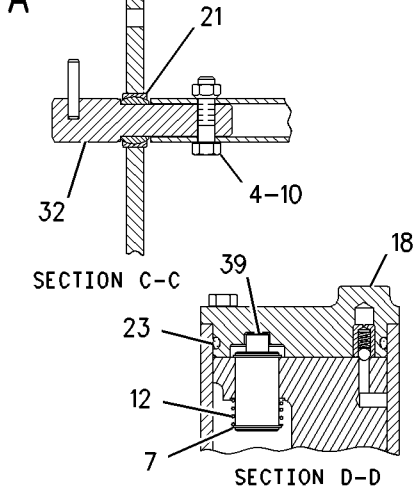
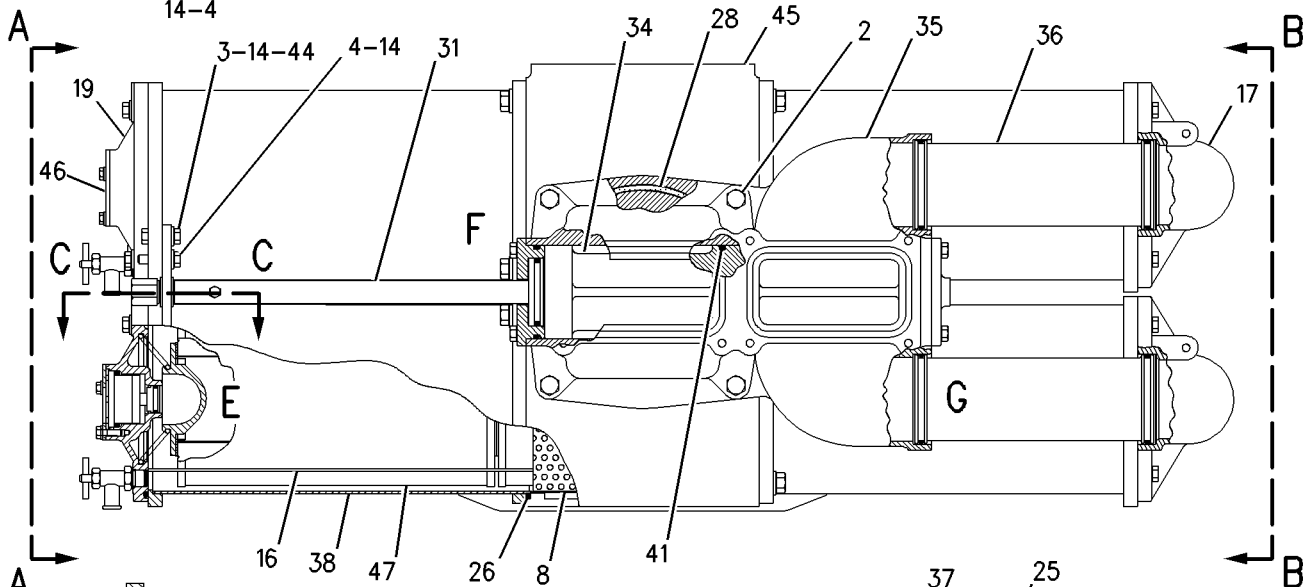
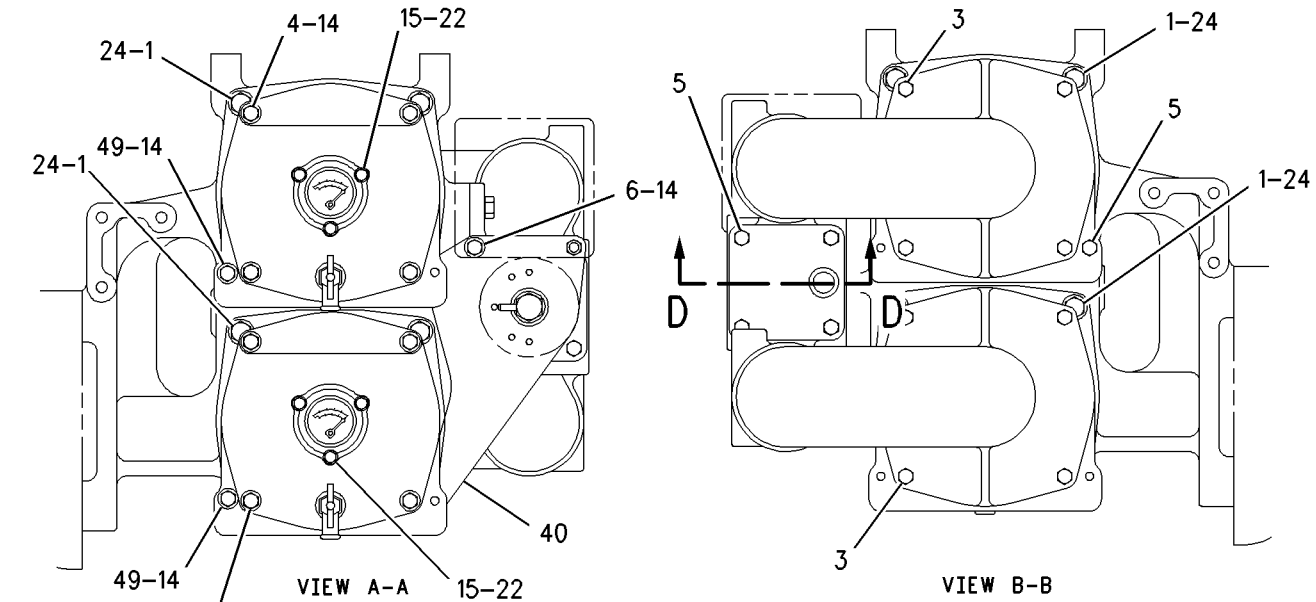
| NOTE | REF NO | GRAPHIC REF | PART NUMBER | QTY | PART NAME | | | | | | SEE PAGE |
|------|--------|-------------|-------------|-----|-------------------------------------------|---|---|---|---|-------------------|----------|
| | | | | | 1 | 2 | 3 | 4 | 5 | 6 (PRODUCT LEVEL) | |
| | 1 | 1 | OS-1585 | 16 | BOLT (1/2-13X1.5-IN) | | | | | | |
| | 2 | 1 | OS-1587 | 4 | BOLT (1/2-13X1.75-IN) | | | | | | |
| | 3 | 1 | OS-1588 | 9 | BOLT (3/8-16X1.25-IN) | | | | | | |
| | 4 | 1 | OS-1591 | 11 | BOLT (3/8-16X1.5-IN) | | | | | | |
| | 5 | 1 | OS-1594 | 9 | BOLT (3/8-16X1-IN) | | | | | | |
| | 6 | 1 | OS-0509 | 1 | BOLT (3/8-16X0.75-IN) | | | | | | |
| | 7 | 1 | 1K-9740 | 2 | RING-RETAINING | | | | | | |
| | 8 | 1 | 1W-3958 | 2 | TUBE | | | | | | |
| | 9 | 1 | 2H-3088 | 2 | SEAL-O-RING | | | | | | |
| | 10 | 1 | 2K-4973 | 1 | LOCKNUT (3/8-16-THD) | | | | | | |
| | 11 | 1 | 2W-6862 | 2 | SPRING | | | | | | |
| | 12 | 1 | 3N-1308 | 1 | SPRING | | | | | | |
| | 13 | 1 | 259-4600 | 4 | SEAL-O-RING | | | | | | |
| | 14 | 1 | 3V-3308 | 15 | WASHER-HARD (10.2X20.5X2.5-MM THK) | | | | | | |
| | 15 | 1 | 4F-7957 | 6 | BOLT (1/4-20X0.875-IN) | | | | | | |
| | 16 | 1 | 4P-9168 | 2 | RACK-OIL FILTER | | | | | | |
| | 17 | 1 | 4P-9169 | 2 | HOUSING-OIL FILTER | | | | | | |
| | 18 | 1 | 4P-9185 | 1 | COVER AS | | | | | | |
| | | 1 | 4P-9174 | 1 | DETENT AS | | | | | | |
| | 19 | 1 | 4P-9218 | 2 | COVER | | | | | | |
| | 20 | 1 | 4W-0379 | 2 | GAUGE GP-ENGINE OIL PRESSURE (ENGINE OIL) | | | | | | |
| | | | | | (EACH INCLUDES) | | | | | | |
| | | 1 | 233-0853 | 1 | GAUGE -PRESSURE | | | | | | |
| | 21 | 1 | 5K-2294 | 1 | BEARING-SELF-ALIGNING | | | | | | |
| | 22 | 1 | 5P-0537 | 6 | WASHER-HARD (7.2X14.5X2-MM THK) | | | | | | |
| C | 23 | 1 | 5P-7818 | 1 | SEAL-O-RING | | | | | | |
| | 24 | 1 | 5P-8245 | 16 | WASHER-HARD (13.5X25.5X3-MM THK) | | | | | | |
| | 25 | 1 | 6V-0973 | 1 | SEAL-O-RING | | | | | | |
| | 26 | 1 | 6V-3349 | 8 | SEAL-O-RING | | | | | | |
| | 27 | 1 | 6V-3683 | 2 | SEAL-O-RING | | | | | | |
| | 28 | 1 | 6V-5141 | 1 | SEAL-O-RING | | | | | | |
| | 29 | 1 | 6V-6963 | 1 | SEAL-QUAD RING | | | | | | |
| | 30 | 1 | 6V-7238 | 2 | VALVE-SHUTOFF (ENGINE OIL DRAIN) | | | | | | |
| | 31 | 1 | 7C-1124 | 1 | TUBE AS | | | | | | |
| | 32 | 1 | 7C-1128 | 1 | SHAFT AS | | | | | | |
| | | 1 | 6V-3980 | 1 | DOWEL | | | | | | |
| | 33 | 1 | 7C-3945 | 2 | RETAINER-ELEMENT | | | | | | |
| C | 34 | 1 | 7E-0930 | 1 | VALVE-FILTER CHG | | | | | | |
| C | 35 | 1 | 7E-0932 | 1 | HOUSING-VALVE | | | | | | |
| | 36 | 1 | 7W-2459 | 2 | TUBE | | | | | | |
| | 37 | 1 | 7W-2467 | 1 | PLATE-THRUST | | | | | | |
| | 38 | 1 | 278-1085 | 4 | HOUSING AS-FILTER | | | | | | |
| | 39 | 1 | 7W-2750 | 1 | PISTON | | | | | | |
| | 40 | 1 | 7W-2970 | 1 | SUPPORT AS | | | | | | |
| C | 41 | 1 | 7X-4789 | 1 | SEAL-QUAD RING | | | | | | |
| | 42 | 1 | 8L-2786 | 2 | SEAL-O-RING | | | | | | |
| | 43 | 1 | 8N-0453 | 2 | RING-RETAINING | | | | | | |
| | 44 | 1 | 9S-8752 | 1 | NUT-FULL (3/8-16-THD) | | | | | | |
| | 45 | 1 | 161-0083 | 1 | BASE-OIL FILTER | | | | | | |
| | 46 | 1 | 169-8676 | 2 | COVER | | | | | | |
| | 47 | 1 | 179-1502 | 6 | FILTER ELEMENT-ENGINE OIL | | | | | | |
| | 49 | 1 | 1A-2029 | 2 | BOLT (3/8-16X1.125-IN) | | | | | | |

C-CHANGE FROM PREVIOUS TYPE

LUBRICATION SYSTEM

1W-0798 FILTER GP-ENGINE OIL (contd.)

i02614430



GRAPHIC #1

<END>

g00848247

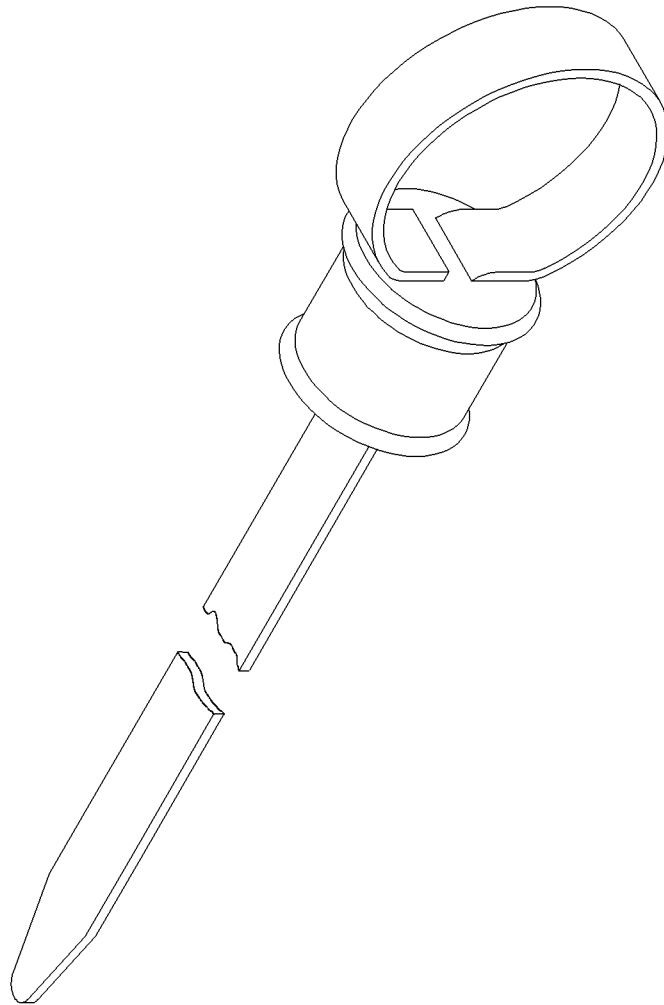
LUBRICATION SYSTEM

133-9196 GAUGE AS-OIL LEVEL (DIPSTICK) (CHG -00, -01)

SMCS-1326

i01472945

| NOTE | REF NO | GRAPHIC REF | PART NUMBER | QTY | PART NAME | | | | | | SEE PAGE |
|---------------------|--------|-------------|-------------|-----|-----------|---|---|---|---|-------------------|----------|
| | | | | | 1 | 2 | 3 | 4 | 5 | 6 (PRODUCT LEVEL) | |
| (NO SERVICED PARTS) | | | | | | | | | | | |



GRAPHIC #1

<END>

g00769201

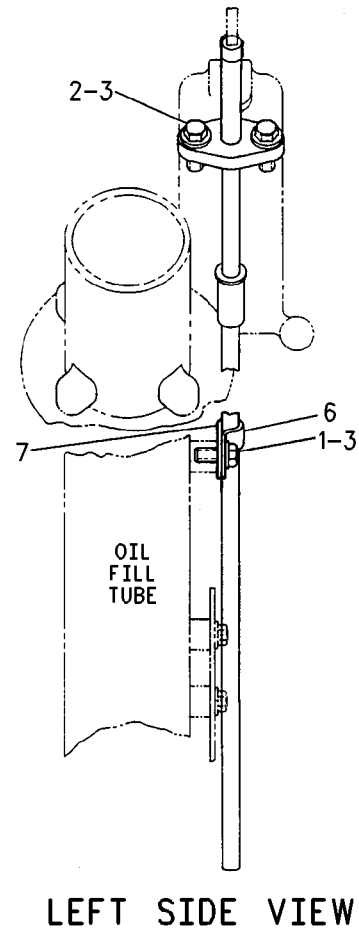
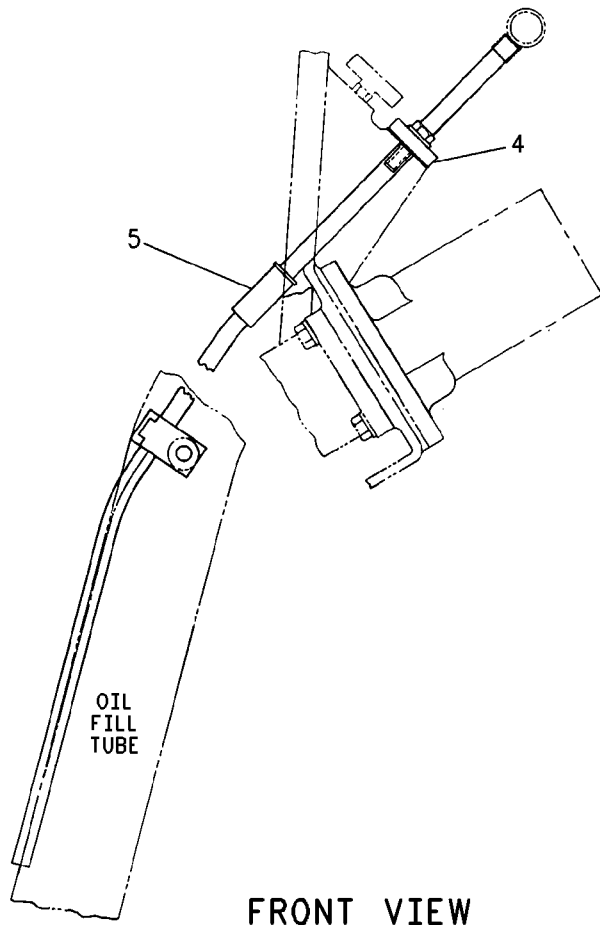
LUBRICATION SYSTEM

9Y-9926 GUIDE GP-OIL LEVEL GAUGE (CHG -00, -01)

SMCS-1326

i02318907

| NOTE | REF NO | GRAPHIC REF | PART NUMBER | QTY | PART NAME | | | | | | SEE PAGE |
|------|--------|-------------|-------------|-----|------------------------------------|---|---|---|---|-------------------|----------|
| | | | | | 1 | 2 | 3 | 4 | 5 | 6 (PRODUCT LEVEL) | |
| | 1 | 1 | OS-1594 | 1 | BOLT (3/8-16X1-IN) | | | | | | |
| | 2 | 1 | OS-1588 | 2 | BOLT (3/8-16X1.25-IN) | | | | | | |
| | 3 | 1 | 3V-3308 | 3 | WASHER-HARD (10.2X20.5X2.5-MM THK) | | | | | | |
| | 4 | 1 | 1W-1415 | 1 | GASKET | | | | | | |
| | 5 | 1 | 9Y-4871 | 1 | TUBE AS | | | | | | |
| | 6 | 1 | 8T-1885 | 1 | CLIP (SLOT) | | | | | | |
| | 7 | 1 | 8T-1886 | 1 | CLIP (TAB) | | | | | | |



GRAPHIC #1

<END>

g00777786

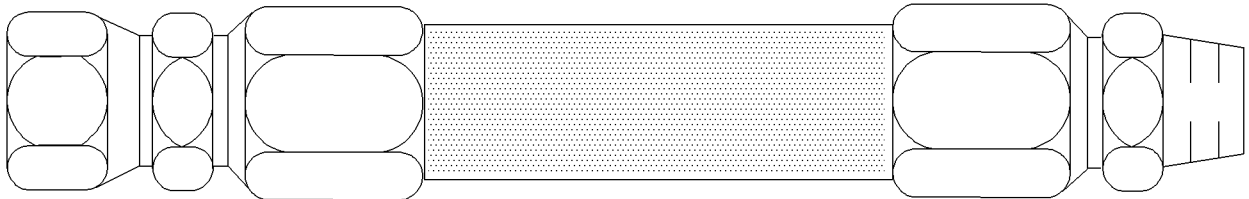
LUBRICATION SYSTEM

7W-1840 HOSE AS*I (CHG -00)

SMCS-1307

i01422458

| NOTE | REF NO | GRAPHIC REF | PART NUMBER | QTY | PART NAME | SEE PAGE |
|---------------------|--------|-------------|-------------|-----|-----------------------------|----------|
| | | | | | 1 2 3 4 5 6 (PRODUCT LEVEL) | |
| (NO SERVICED PARTS) | | | | | | |



GRAPHIC #1

<END>

g00745952

LUBRICATION SYSTEM

4P-2375 LINES GP-CENTRIFUGAL FILTER

(CHG -06, -06D1 THRU -08, -08D1, -08D2 THRU -10, -10D1, -10D2, -10D3, -10D4 THRU -14)
CENTRIFUGAL -RH

SMCS-1328

i04003444

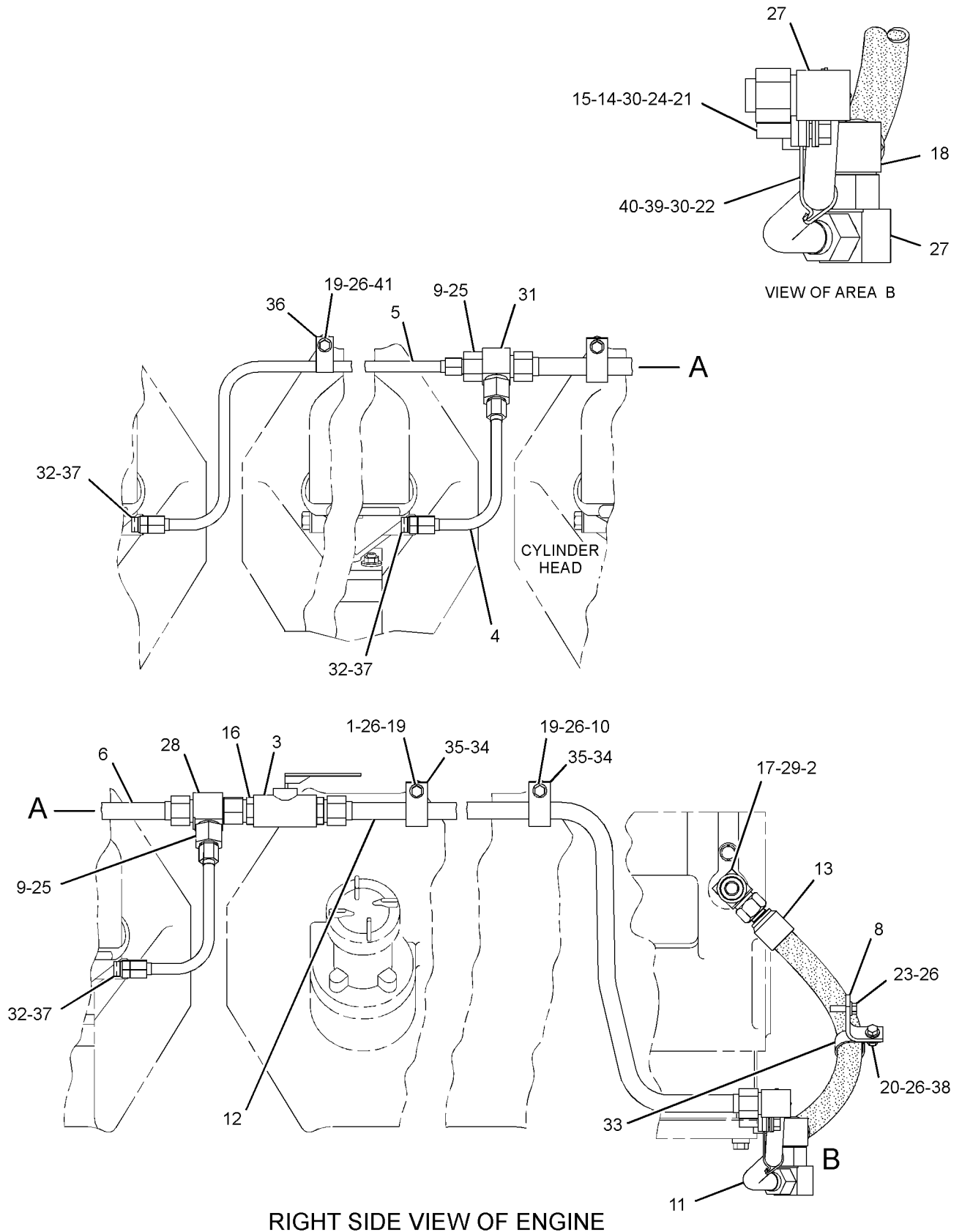
| NOTE | REF NO | GRAPHIC REF | PART NUMBER | QTY | PART NAME | | | | | | SEE PAGE |
|------|--------|-------------|-------------|-----|------------------------------------|---|---|---|---|-------------------|----------|
| | | | | | 1 | 2 | 3 | 4 | 5 | 6 (PRODUCT LEVEL) | |
| | 1 | 1 | 2S-9503 | 2 | SPACER (0.406X1X0.875-IN THK) | | | | | | |
| | 2 | 1 | 3R-6789 | 1 | CAP-FLARED | | | | | | |
| | 3 | 1 | 4P-3117 | 1 | VALVE-BALL | | | | | | |
| | 4 | 1 | 4P-4046 | 2 | TUBE AS | | | | | | |
| | 5 | 1 | 4P-4047 | 1 | TUBE AS | | | | | | |
| | 6 | 1 | 4P-6104 | 1 | TUBE AS | | | | | | |
| C | 8 | 1 | 133-9637 | 1 | BRACKET | | | | | | |
| | 9 | 1 | 072-9601 | 3 | REDUCER | | | | | | |
| | 10 | 1 | 091-9035 | 1 | SPACER (11X25X20-MM THK) | | | | | | |
| | 11 | 1 | 106-9573 | 1 | TUBE AS | | | | | | |
| | 12 | 1 | 107-8199 | 1 | TUBE AS | | | | | | |
| I | 13 | 1 | 173-9423 | 1 | HOSE AS | | | | | | |
| | 14 | 1 | 7S-3916 | 1 | CLIP (TAB) | | | | | | |
| | 15 | 1 | 7S-3919 | 1 | CLIP (SLOT) | | | | | | |
| | 16 | 1 | 009-4440 | 2 | CONNECTOR | | | | | | |
| | 17 | 1 | 030-7960 | 1 | TEE-FLARED | | | | | | |
| C | 18 | 1 | 031-5744 | 1 | ELBOW | | | | | | |
| | 19 | 1 | 0L-1143 | 4 | BOLT (3/8-16X2.5-IN) | | | | | | |
| C | 20 | 1 | 0S-1594 | 1 | BOLT (3/8-16X1-IN) | | | | | | |
| | 21 | 1 | 1A-1460 | 1 | BOLT (1/2-13X2-IN) | | | | | | |
| | 22 | 1 | 0S-1621 | 1 | BOLT (1/2-13X1-IN) | | | | | | |
| C | 23 | 1 | 0S-1588 | 1 | BOLT (3/8-16X1.25-IN) | | | | | | |
| | 24 | 1 | 8B-9725 | 2 | BOSS | | | | | | |
| | 25 | 1 | 1P-0043 | 3 | NUT-FLARED (1-5/16-12-THD) | | | | | | |
| C | 26 | 1 | 3V-3308 | 7 | WASHER-HARD (10.2X20.5X2.5-MM THK) | | | | | | |
| | 27 | 1 | 5P-0912 | 2 | ELBOW | | | | | | |
| | 28 | 1 | 5P-2242 | 1 | TEE-SWIVEL | | | | | | |
| | 29 | 1 | 5P-7701 | 1 | SEAL-O-RING | | | | | | |
| | 30 | 1 | 5P-8245 | 2 | WASHER-HARD (13.5X25.5X3-MM THK) | | | | | | |
| | 31 | 1 | 6K-4235 | 1 | TEE-UNION | | | | | | |
| | 32 | 1 | 6V-4589 | 3 | SEAL-O-RING | | | | | | |
| | 33 | 1 | 7D-7233 | 1 | CLIP | | | | | | |
| | 34 | 1 | 7J-0728 | 3 | CLIP (TAB) | | | | | | |
| | 35 | 1 | 7J-0729 | 3 | CLIP (SLOT) | | | | | | |
| | 36 | 1 | 8F-8513 | 1 | CLIP | | | | | | |
| | 37 | 1 | 9M-4584 | 3 | CONNECTOR | | | | | | |
| C | 38 | 1 | 9S-8752 | 1 | NUT-FULL (3/8-16-THD) | | | | | | |
| | 39 | 1 | 6K-5535 | 1 | CLIP (SLOT) | | | | | | |
| | 40 | 1 | 6K-5536 | 1 | CLIP (TAB) | | | | | | |
| | 41 | 1 | 1B-4971 | 1 | SPACER (0.406X1X1-IN THK) | | | | | | |

C-CHANGE FROM PREVIOUS TYPE
I-REFER TO HYDRAULIC INFORMATION SYSTEM

LUBRICATION SYSTEM

4P-2375 LINES GP-CENTRIFUGAL FILTER (contd.)

i04003444



GRAPHIC #1

<END>

g02178906

LUBRICATION SYSTEM

1W-0876 LINES GP-ENGINE OIL (CHG -05 THRU -09)

SMCS - 1307

i02614785

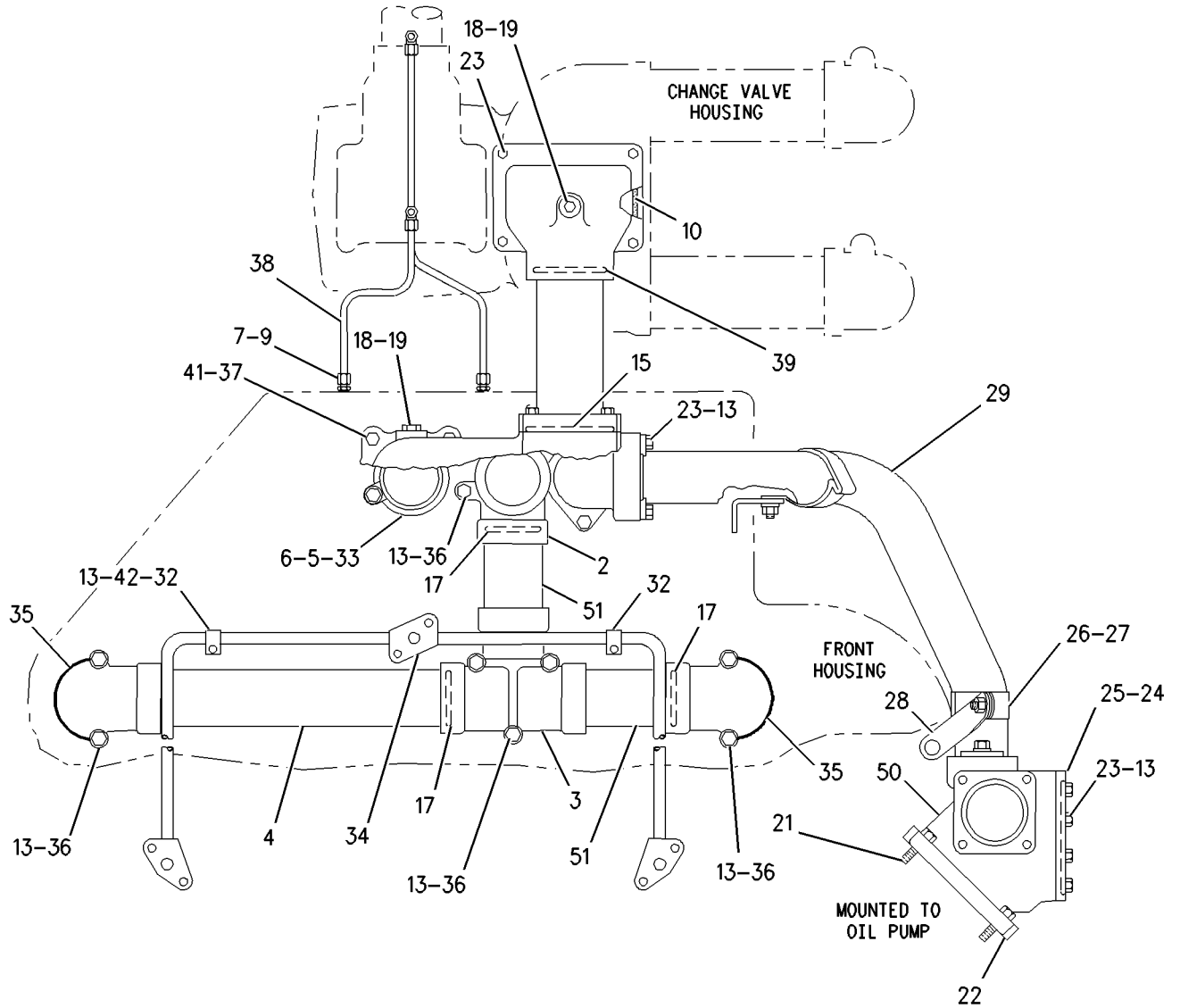
| NOTE | REF NO | GRAPHIC REF | PART NUMBER | QTY | PART NAME | | | | | | SEE PAGE |
|------|--------|-------------|-------------|-----|------------------------------------|---|---|---|---|-------------------|----------|
| | | | | | 1 | 2 | 3 | 4 | 5 | 6 (PRODUCT LEVEL) | |
| | 1 | 2 | 030-7946 | 2 | ELBOW | | | | | | |
| | 2 | 1 | 4W-7489 | 1 | ELBOW | | | | | | |
| | 3 | 1 | 4W-7488 | 1 | TEE | | | | | | |
| | 4 | 1 | 4W-7485 | 1 | TUBE | | | | | | |
| | 5 | 1 | 4W-7490 | 1 | ADAPTER | | | | | | |
| | 6 | 1 | 5P-7818 | 1 | SEAL-O-RING | | | | | | |
| | 7 | 1,2 | 6V-5048 | 4 | SEAL-O-RING | | | | | | |
| | 8 | 2 | 1W-4307 | 1 | TUBE AS-VENT | | | | | | |
| | 9 | 1,2 | 3J-7352 | 2 | CONNECTOR | | | | | | |
| | 10 | 1 | 6V-5055 | 1 | SEAL-O-RING | | | | | | |
| C | 11 | 2 | 7N-9044 | 1 | TUBE | | | | | | |
| C | 12 | 2 | 0S-1588 | 6 | BOLT (3/8-16X1.25-IN) | | | | | | |
| C | 13 | 1,2 | 3V-3308 | 33 | WASHER-HARD (10.2X20.5X2.5-MM THK) | | | | | | |
| C | 14 | 2 | 1W-3979 | 1 | FLANGE | | | | | | |
| C | 15 | 1,2 | 6V-5101 | 2 | SEAL-O-RING | | | | | | |
| | 16 | 2 | 1W-4059 | 1 | COVER | | | | | | |
| | 17 | 1,2 | 3P-0656 | 8 | SEAL-O-RING | | | | | | |
| | 18 | 1,2 | 9S-4191 | 3 | PLUG-O-RING | | | | | | |
| | 19 | 1,2 | 6V-5049 | 3 | SEAL-O-RING | | | | | | |
| | 20 | 2 | 3P-0655 | 2 | SEAL-O-RING | | | | | | |
| C | 21 | 1 | 0S-1595 | 4 | BOLT (1/2-13X1.25-IN) | | | | | | |
| | 22 | 1 | 6V-3968 | 1 | SEAL-O-RING | | | | | | |
| C | 23 | 1,2 | 0S-1594 | 18 | BOLT (3/8-16X1-IN) | | | | | | |
| | 24 | 1 | 5P-8872 | 1 | SEAL-O-RING | | | | | | |
| | 25 | 1 | 4W-8775 | 1 | COVER (AIR CHAMBER) | | | | | | |
| C | 26 | 1,2 | 2V-6350 | 2 | CLIP (TAB) | | | | | | |
| C | 27 | 1,2 | 2V-6352 | 2 | CLIP (SLOT) | | | | | | |
| C | 28 | 1 | 7C-1176 | 1 | BRACKET | | | | | | |
| C | 29 | 1 | 7W-9424 | 1 | TUBE | | | | | | |
| | 30 | 2 | 1W-4153 | 2 | RING-RETAINING | | | | | | |
| | 31 | 2 | 1W-4152 | 4 | RETAINER | | | | | | |
| | 32 | 1 | 1N-4622 | 4 | CLAMP | | | | | | |
| | 33 | 1 | 4W-7483 | 1 | SLEEVE | | | | | | |
| | 34 | 1 | 2W-8216 | 1 | TUBE AS | | | | | | |
| | 35 | 1 | 4W-7487 | 2 | ELBOW | | | | | | |
| | 36 | 1,2 | 0L-1143 | 11 | BOLT (3/8-16X2.5-IN) | | | | | | |
| | 37 | 1 | 0S-1585 | 4 | BOLT (1/2-13X1.5-IN) | | | | | | |
| | 38 | 1 | 1W-2244 | 1 | TUBE AS-VENT | | | | | | |
| | 39 | 1 | 259-4600 | 2 | SEAL-O-RING | | | | | | |
| C | 40 | 2 | 7C-2322 | 1 | ELBOW | | | | | | |
| | 41 | 1 | 5S-9134 | 1 | SEAL-O-RING | | | | | | |
| C | 42 | 1,2 | 0S-1591 | 6 | BOLT (3/8-16X1.5-IN) | | | | | | |
| C | 43 | 2 | 7C-1090 | 1 | BRACKET | | | | | | |
| C | 44 | 2 | 9S-8752 | 2 | NUT-FULL (3/8-16-THD) | | | | | | |
| C | 45 | 2 | 9L-9132 | 2 | WASHER (10.2X25.5X2.5-MM THK) | | | | | | |
| C | 46 | 2 | 7W-7833 | 1 | ELBOW | | | | | | |
| | 47 | 2 | 6V-3833 | 1 | SEAL-O-RING | | | | | | |
| C | 48 | 2 | 7W-3882 | 1 | ELBOW | | | | | | |
| | 49 | 2 | 4W-1164 | 1 | COUPLING | | | | | | |
| | 50 | 1 | 2W-6317 | 1 | TEE | | | | | | |
| | 51 | 1 | 4W-7486 | 2 | TUBE | | | | | | |
| | 52 | 2 | 0L-2070 | 6 | BOLT (3/8-16X2.25-IN) | | | | | | |

C-CHANGE FROM PREVIOUS TYPE

LUBRICATION SYSTEM

1W-0876 LINES GP-ENGINE OIL (contd.)

i02614785



FRONT VIEW

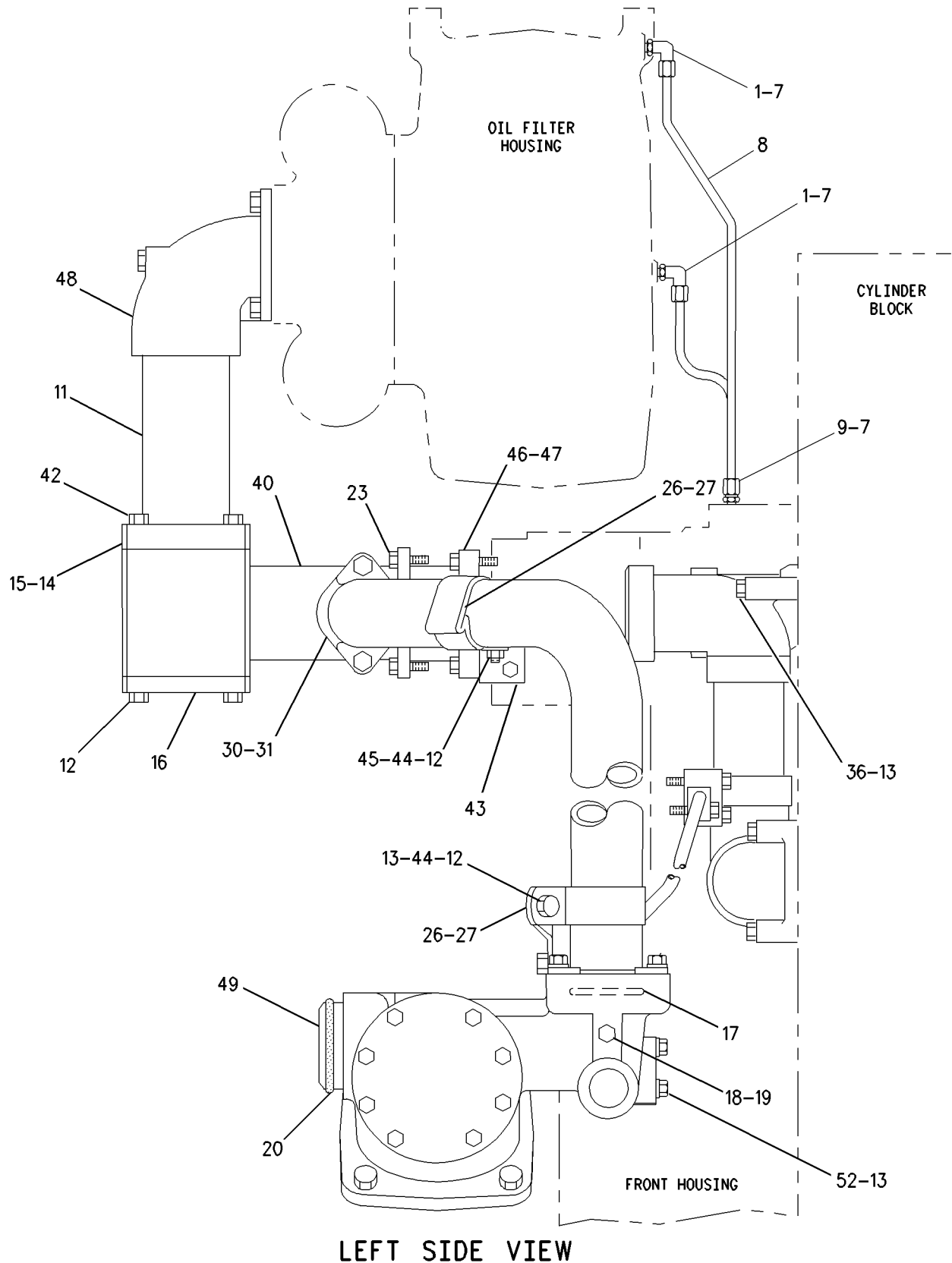
GRAPHIC #1

g00862467

LUBRICATION SYSTEM

1W-0876 LINES GP-ENGINE OIL (contd.)

i02614785



LEFT SIDE VIEW

GRAPHIC #2

<END>

g00862468

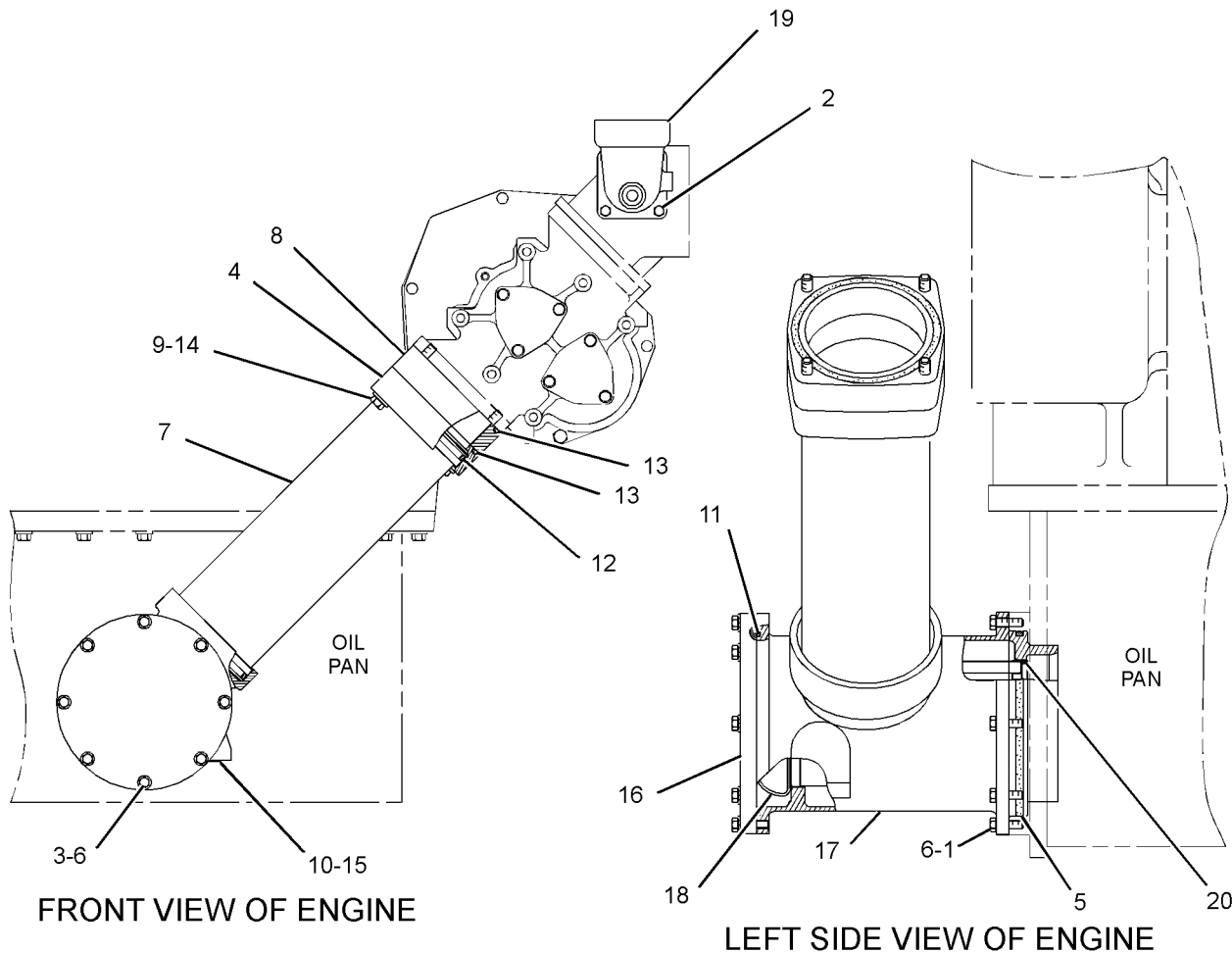
LUBRICATION SYSTEM

145-9075 LINES GP-ENGINE OIL (CHG -00 THRU -02)

SMCS-1307

i03624835

| NOTE | REF NO | GRAPHIC REF | PART NUMBER | QTY | PART NAME | | | | | | SEE PAGE |
|------|--------|-------------|-------------|-----|------------------------------------|---|---|---|---|-------------------|----------|
| | | | | | 1 | 2 | 3 | 4 | 5 | 6 (PRODUCT LEVEL) | |
| | 1 | 1 | OS-1588 | 8 | BOLT (3/8-16X1.25-IN) | | | | | | |
| | 2 | 1 | OS-1590 | 4 | BOLT (3/8-16X2-IN) | | | | | | |
| | 3 | 1 | OS-1591 | 8 | BOLT (3/8-16X1.5-IN) | | | | | | |
| | 4 | 1 | 1W-6492 | 1 | FLANGE | | | | | | |
| | 5 | 1 | 3P-0658 | 1 | SEAL-O-RING | | | | | | |
| | 6 | 1 | 3V-3308 | 16 | WASHER-HARD (10.2X20.5X2.5-MM THK) | | | | | | |
| | 7 | 1 | 4W-2535 | 1 | TUBE AS | | | | | | |
| | 8 | 1 | 4W-4555 | 1 | SPACER | | | | | | |
| | 9 | 1 | 5P-1076 | 4 | WASHER-HARD (13.5X30X4-MM THK) | | | | | | |
| | 10 | 1 | 5P-7701 | 1 | SEAL-O-RING | | | | | | |
| | 11 | 1 | 5P-8429 | 1 | SEAL-O-RING | | | | | | |
| | 12 | 1 | 5P-8861 | 2 | SEAL-O-RING | | | | | | |
| | 13 | 1 | 6V-3968 | 2 | SEAL-O-RING | | | | | | |
| | 14 | 1 | 8S-9089 | 4 | BOLT (1/2-13X4.5-IN) | | | | | | |
| | 15 | 1 | 9S-9334 | 1 | PLUG-O-RING | | | | | | |
| | 16 | 1 | 9Y-3305 | 1 | COVER | | | | | | |
| | 17 | 1 | 9Y-3306 | 1 | TEE-OUTLET | | | | | | |
| | 18 | 1 | 169-0167 | 1 | SCREEN AS | | | | | | |
| | 19 | 1 | 141-9647 | 1 | ELBOW | | | | | | |
| | 20 | 1 | 142-6217 | 1 | SEAL-O-RING | | | | | | |



GRAPHIC #1

<END>

g01947243

LUBRICATION SYSTEM

9Y-3300 LINES GP-LUBE OIL (CHG -03, -03D2, -03D3, -03D4, -03D5, -03D6, -04, -04D1, -05, -05D1) PRELUBE PUMP

SMCS - 1307

i03188380

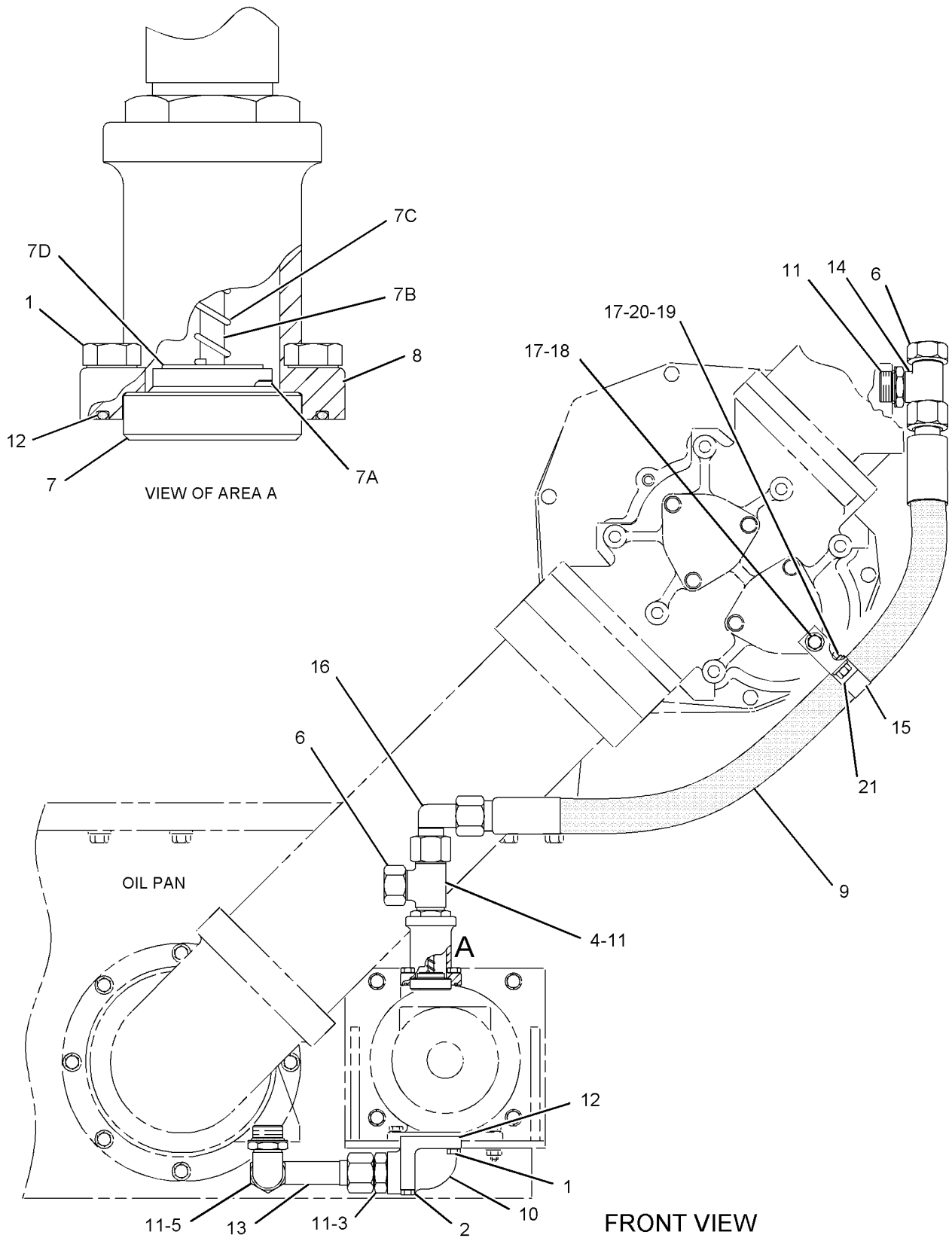
| NOTE | REF NO | GRAPHIC REF | PART NUMBER | QTY | PART NAME | | | | | | SEE PAGE |
|------|--------|-------------|-------------|-----|------------------------------------|---|---|---|---|-------------------|----------|
| | | | | | 1 | 2 | 3 | 4 | 5 | 6 (PRODUCT LEVEL) | |
| | 1 | 1 | 0S-1618 | 6 | BOLT (5/16-18X1-IN) | | | | | | |
| | 2 | 1 | 1D-4540 | 2 | BOLT (5/16-18X2.75-IN) | | | | | | |
| | 3 | 1 | 030-7935 | 1 | CONNECTOR | | | | | | |
| | 4 | 1 | 030-7960 | 1 | TEE-FLARED | | | | | | |
| | 5 | 1 | 030-7951 | 1 | ELBOW-FLARED | | | | | | |
| | 6 | 1 | 3R-6789 | 2 | CAP-FLARED | | | | | | |
| | 7 | 1 | 4W-2138 | 1 | VALVE AS | | | | | | |
| | 7A | 1 | 3H-3433 | 1 | PIN-SPRING | | | | | | |
| | 7B | 1 | 1P-5274 | 1 | PIN-VALVE SPRING | | | | | | |
| | 7C | 1 | 9H-2367 | 1 | SPRING-VALVE | | | | | | |
| | 7D | 1 | 9L-0672 | 1 | VALVE-CHECK | | | | | | |
| | 8 | 1 | 4W-2139 | 1 | HOUSING | | | | | | |
| I | 9 | 1 | 1N-3134 | 1 | HOSE AS | | | | | | |
| | 10 | 1 | 4W-9774 | 1 | ELBOW | | | | | | |
| | 11 | 1 | 5P-7701 | 4 | SEAL-O-RING | | | | | | |
| | 12 | 1 | 6V-5100 | 2 | SEAL-O-RING | | | | | | |
| | 13 | 1 | 9Y-3299 | 1 | TUBE AS | | | | | | |
| | 14 | 1 | 067-9921 | 1 | TEE-FLARED | | | | | | |
| | 15 | 1 | 7D-7233 | 1 | CLIP | | | | | | |
| | 16 | 1 | 031-5744 | 1 | ELBOW | | | | | | |
| C | 17 | 1 | 3V-3308 | 3 | WASHER-HARD (10.2X20.5X2.5-MM THK) | | | | | | |
| C | 18 | 1 | 0S-1588 | 1 | BOLT (3/8-16X1.25-IN) | | | | | | |
| C | 19 | 1 | 0S-1594 | 1 | BOLT (3/8-16X1-IN) | | | | | | |
| C | 20 | 1 | 9S-8752 | 1 | NUT-FULL (3/8-16-THD) | | | | | | |
| C | 21 | 1 | 133-9637 | 1 | BRACKET | | | | | | |

C-CHANGE FROM PREVIOUS TYPE
I-REFER TO HYDRAULIC INFORMATION SYSTEM

LUBRICATION SYSTEM

9Y-3300 LINES GP-LUBE OIL (contd.)

i03188380



GRAPHIC #1

<END>

g01121878

LUBRICATION SYSTEM

4P-7959 LINES GP-TURBOCHARGER OIL (CHG -05 THRU -07)

SMCS-1052, 1307

i01571124

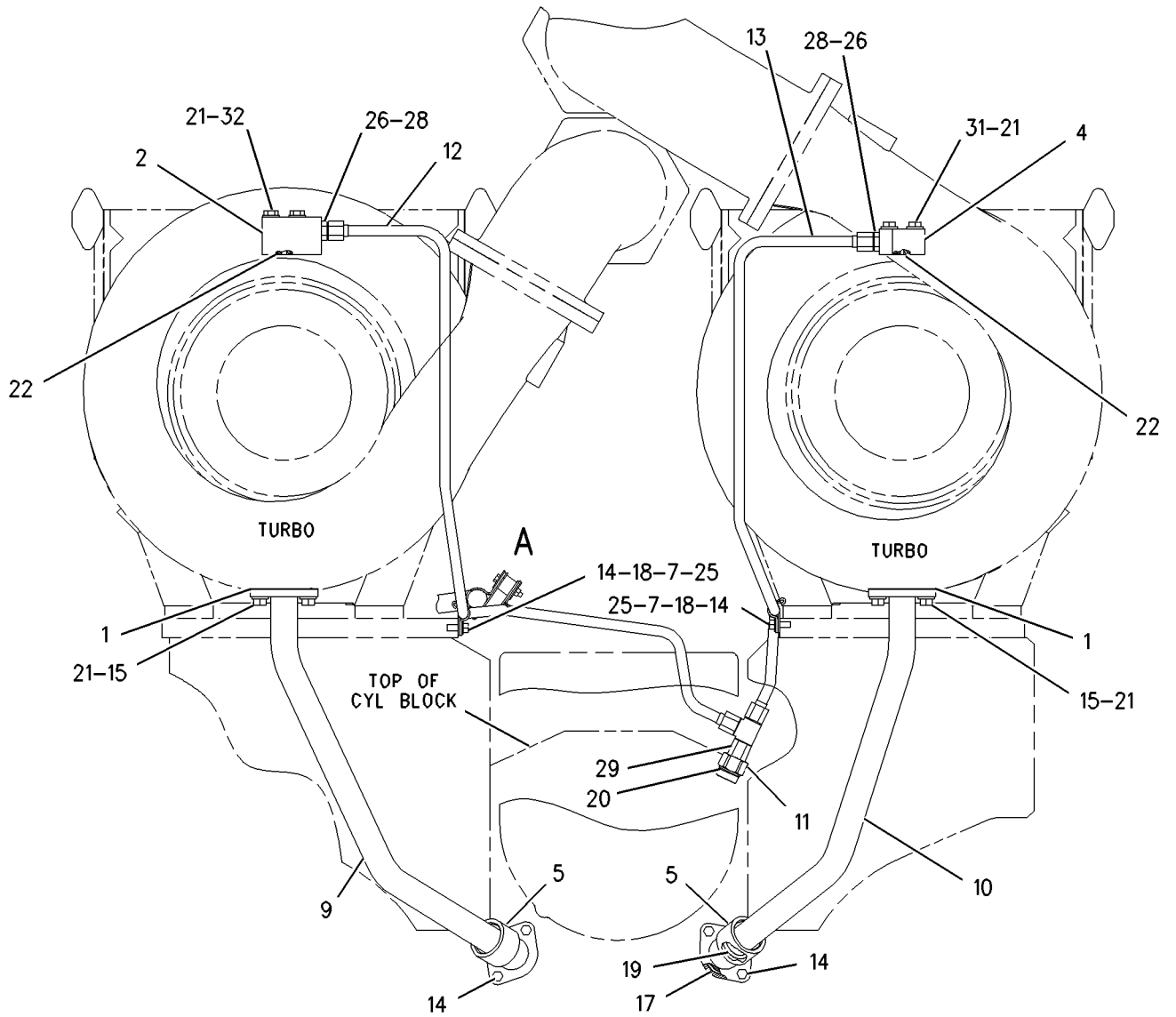
| NOTE | REF NO | GRAPHIC REF | PART NUMBER | QTY | PART NAME | | | | | | SEE PAGE |
|------|--------|-------------|-------------|-----|------------------------------------|---|---|---|---|-------------------|----------|
| | | | | | 1 | 2 | 3 | 4 | 5 | 6 (PRODUCT LEVEL) | |
| | 1 | 1 | 1W-2577 | 2 | GASKET | | | | | | |
| | 2 | 1 | 2W-3790 | 1 | FLANGE | | | | | | |
| | 3 | 1 | 4J-9448 | 1 | LUG | | | | | | |
| | 4 | 1 | 4W-0091 | 1 | FLANGE | | | | | | |
| | 5 | 1 | 4W-7323 | 2 | ELBOW | | | | | | |
| | 6 | 1 | 5P-9287 | 2 | WASHER-HARD (7.2X32X2-MM THK) | | | | | | |
| | 7 | 1 | 6K-4939 | 3 | CLIP (STRAIGHT) | | | | | | |
| | 8 | 1 | 6V-6759 | 1 | CLIP | | | | | | |
| | 9 | 1 | 7W-5280 | 1 | TUBE AS-DRAIN (LH) | | | | | | |
| | 10 | 1 | 7W-5282 | 1 | TUBE AS-DRAIN (RH) | | | | | | |
| C | 11 | 1 | 068-6074 | 1 | CONNECTOR | | | | | | |
| C | 12 | 1 | 160-1572 | 1 | TUBE AS (LH) | | | | | | |
| C | 13 | 1 | 160-1573 | 1 | TUBE AS (RH) | | | | | | |
| | 14 | 1 | 0S-1594 | 7 | BOLT (3/8-16X1-IN) | | | | | | |
| | 15 | 1 | 0S-1595 | 4 | BOLT (1/2-13X1.25-IN) | | | | | | |
| | 16 | 1 | 1B-2713 | 1 | BOLT (1/4-20X1.75-IN) | | | | | | |
| | 17 | 1 | 3P-0649 | 2 | SEAL-O-RING | | | | | | |
| | 18 | 1 | 3V-3308 | 3 | WASHER-HARD (10.2X20.5X2.5-MM THK) | | | | | | |
| | 19 | 1 | 5P-5846 | 2 | SEAL-O-RING | | | | | | |
| C | 20 | 1 | 5P-7701 | 1 | SEAL-O-RING | | | | | | |
| | 21 | 1 | 5P-8245 | 8 | WASHER-HARD (13.5X25.5X3-MM THK) | | | | | | |
| | 22 | 1 | 6J-2245 | 2 | SEAL-O-RING | | | | | | |
| | 23 | 1 | 6K-4934 | 1 | CLIP (SLOT) | | | | | | |
| | 24 | 1 | 6K-4935 | 1 | CLIP (TAB) | | | | | | |
| | 25 | 1 | 6K-4938 | 3 | CLIP (CURVED) | | | | | | |
| | 26 | 1 | 6V-4589 | 2 | SEAL-O-RING | | | | | | |
| | 27 | 1 | 6V-6758 | 1 | CLIP | | | | | | |
| C | 28 | 1 | 9M-4584 | 2 | CONNECTOR | | | | | | |
| C | 29 | 1 | 9S-0176 | 1 | TEE-SWIVEL | | | | | | |
| | 30 | 1 | 9S-8750 | 1 | NUT-FULL (1/4-20-THD) | | | | | | |
| | 31 | 1 | 9X-8873 | 2 | BOLT (1/2-13X2.25-IN) | | | | | | |
| | 32 | 1 | 9X-8874 | 2 | BOLT (1/2-13X3-IN) | | | | | | |

C-CHANGE FROM PREVIOUS TYPE

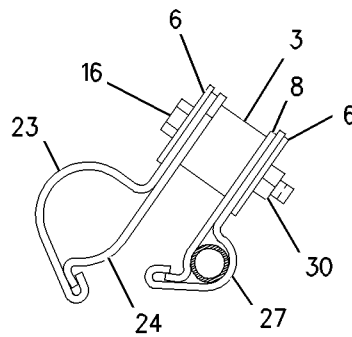
LUBRICATION SYSTEM

4P-7959 LINES GP-TURBOCHARGER OIL (contd.)

i01571124



REAR VIEW



VIEW OF AREA A

GRAPHIC #1

<END>

g00784427

LUBRICATION SYSTEM

4W-0674 PUMP GP-ENGINE OIL*R (CHG -01 THRU -04, 7W-2455-02) ONE SECTION GEAR PART OF 4W-0675 PUMP GP-ENGINE OIL

SMCS-1304, 1315

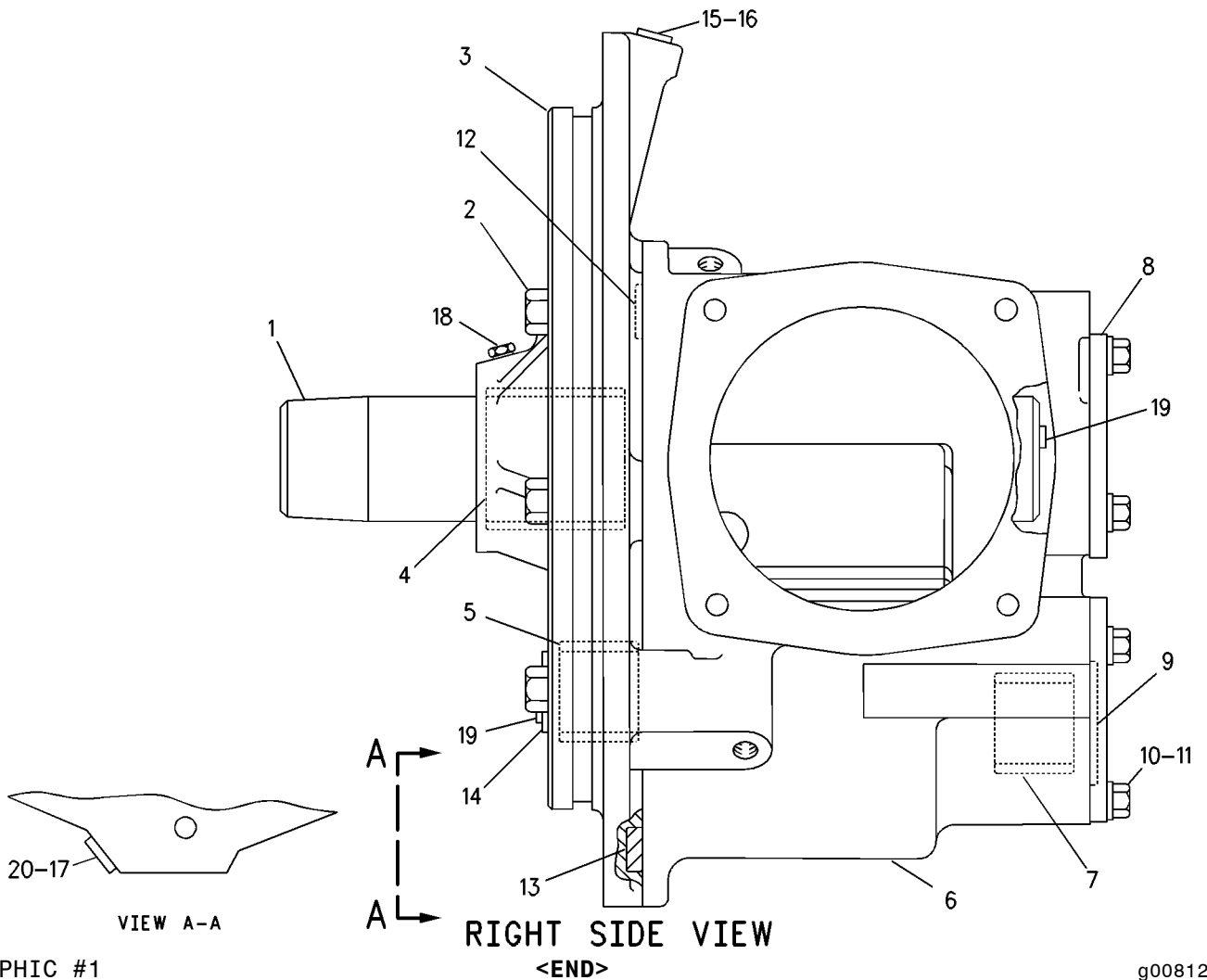
i02288672

| NOTE | REF NO | GRAPHIC REF | PART NUMBER | QTY | PART NAME | | | | | | SEE PAGE |
|------|--------|-------------|-------------|-----|------------------------------------|---|---|---|---|-------------------|----------|
| | | | | | 1 | 2 | 3 | 4 | 5 | 6 (PRODUCT LEVEL) | |
| | 1 | 1 | 7W-2401 | 1 | SHAFT AS-DRIVE | | | | | | |
| | 2 | 1 | 1A-5822 | 6 | BOLT (1/2-13X2.75-IN) | | | | | | |
| | 3 | 1 | 4W-3998 | 1 | COVER AS-PUMP | | | | | | |
| | | 1 | 7N-5683 | 2 | DOWEL | | | | | | |
| | 4 | 1 | 4W-3996 | 1 | BUSHING (65-MM WIDE) | | | | | | |
| | 5 | 1 | 4W-3997 | 1 | BUSHING (40-MM WIDE) | | | | | | |
| | 6 | 1 | 7W-2455 | 1 | BODY AS-OIL PUMP | | | | | | |
| | 7 | 1 | 7E-7066 | 2 | BUSHING | | | | | | |
| | 8 | 1 | 1W-2059 | 2 | COVER | | | | | | |
| | 9 | 1 | 5P-4889 | 2 | SEAL-O-RING | | | | | | |
| | 10 | 1 | 0S-1594 | 6 | BOLT (3/8-16X1-IN) | | | | | | |
| | 11 | 1 | 3V-3308 | 6 | WASHER-HARD (10.2X20.5X2.5-MM THK) | | | | | | |
| | 12 | 1 | 3P-1156 | 6 | SEAL-O-RING | | | | | | |
| | 13 | 1 | 6V-3603 | 1 | SEAL-O-RING | | | | | | |
| | 14 | 1 | 4W-6862 | 1 | SHAFT AS-IDLER | | | | | | |
| | 15 | 1 | 9S-8004 | 1 | PLUG-O-RING | | | | | | |
| | 16 | 1 | 6V-5049 | 1 | SEAL-O-RING | | | | | | |
| | 17 | 1 | 5P-7813 | 1 | SEAL-O-RING | | | | | | |
| | 18 | 1 | 5M-6214 | 1 | PLUG-PIPE | | | | | | |
| | 19 | 1 | 7H-3171 | 3 | PLUG-PIPE | | | | | | |
| | 20 | 1 | 9S-8007 | 1 | PLUG | | | | | | |

LUBRICATION SYSTEM

4W-0674 PUMP GP-ENGINE OIL (contd.)

i02288672



GRAPHIC #1

g00812222

LUBRICATION SYSTEM

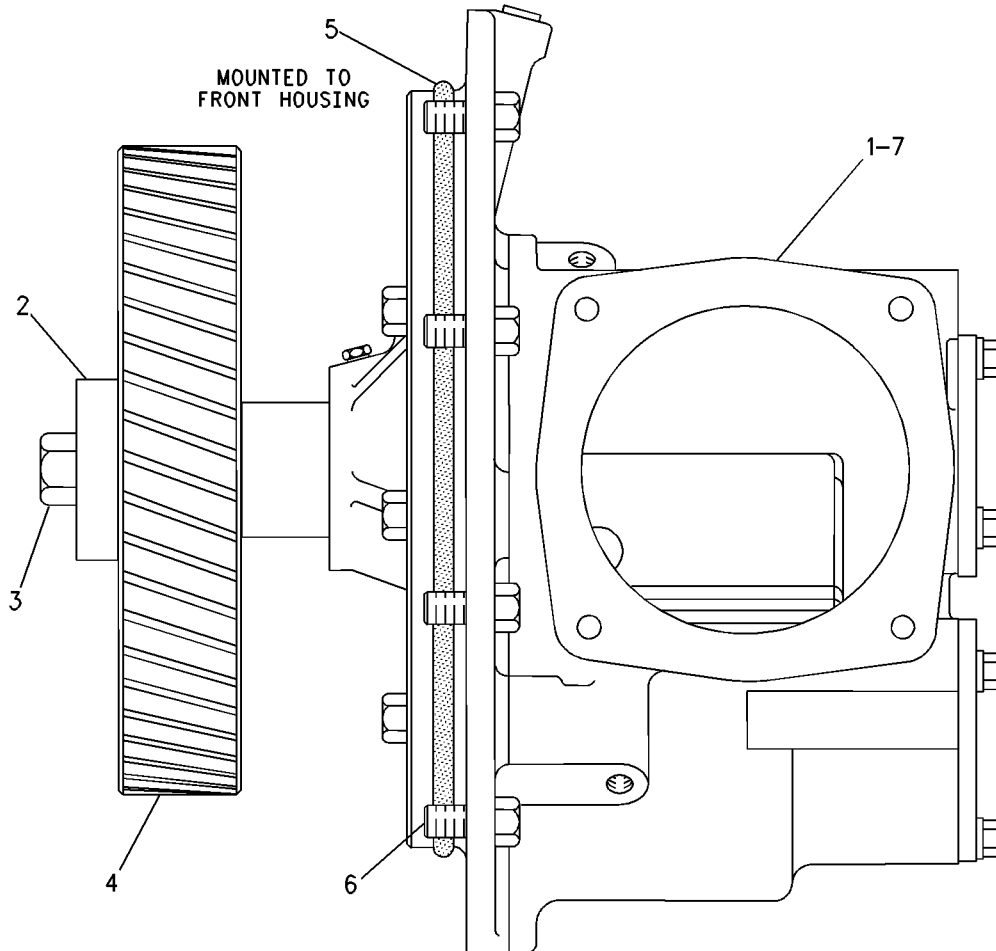
4W-0675 PUMP GP-ENGINE OIL*R (CHG -01, -02) ONE SECTION GEAR

SMCS-1304, 1315

i02338301

| NOTE | REF NO | GRAPHIC REF | PART NUMBER | QTY | PART NAME | | | | | | SEE PAGE |
|------|--------|-------------|----------------|-----|--------------------------------|---|---|---|---|-------------------|----------|
| | | | | | 1 | 2 | 3 | 4 | 5 | 6 (PRODUCT LEVEL) | |
| YR | 1 | 1 | 4W-0674 | 1 | PUMP GP-ENGINE OIL | | | | | | 82 |
| | 2 | 1 | 1W-2058 | 1 | WASHER (20X80X19-MM THK) | | | | | | |
| | 3 | 1 | 9S-1364 | 1 | BOLT (3/4-16X3.5-IN) | | | | | | |
| | 4 | 1 | 1W-2057 | 1 | GEAR-OIL PUMP DRIVE (63-TEETH) | | | | | | |
| | 5 | 1 | 6V-7702 | 1 | SEAL-O-RING | | | | | | |
| | 6 | 1 | 0S-1595 | 8 | BOLT (1/2-13X1.25-IN) | | | | | | |
| | 7 | 1 | 6V-3538 | 1 | DOWEL | | | | | | |

R-REMFG PART MAY BE AVAILABLE
Y-SEPARATE ILLUSTRATION



RIGHT SIDE VIEW

<END>

GRAPHIC #1

g00812223

LUBRICATION SYSTEM

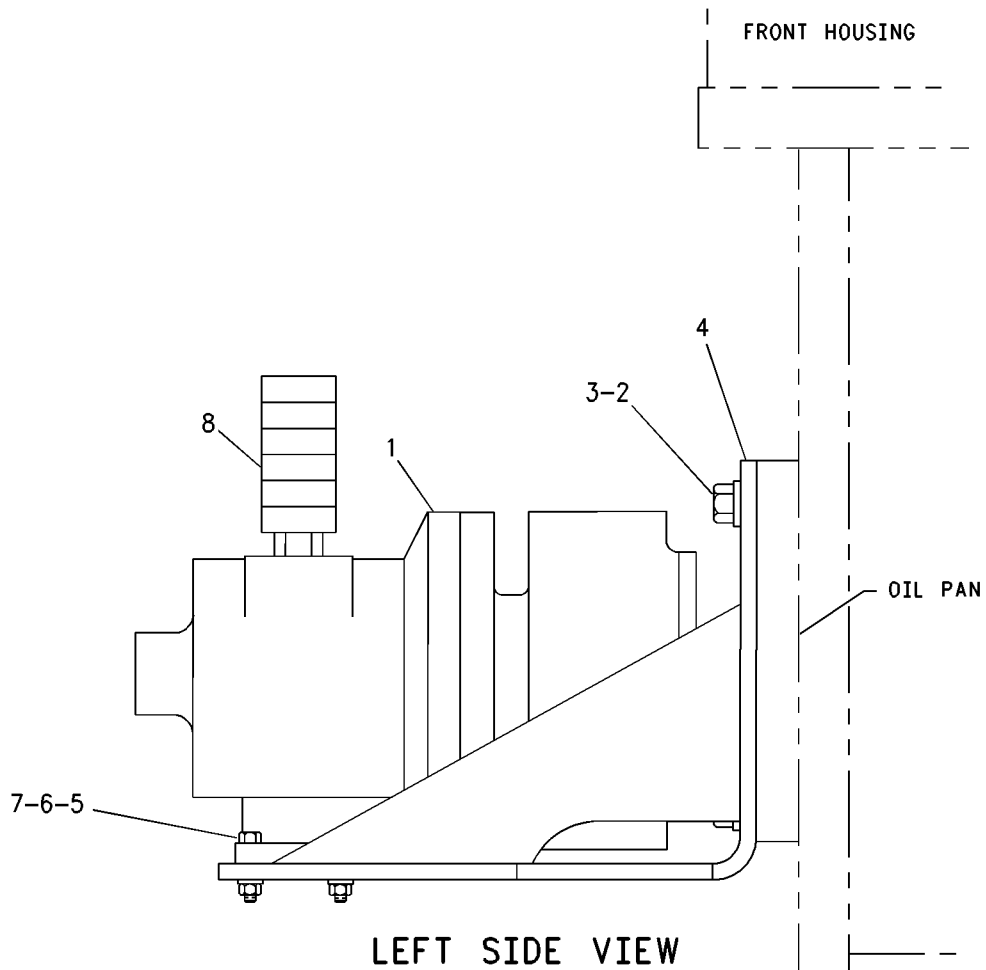
1W-0899 PUMP GP-PRELUBRICATION (CHG -04 THRU -08)

SMCS-1319

i02346057

| NOTE | REF NO | GRAPHIC REF | PART NUMBER | QTY | PART NAME | | | | | | SEE PAGE |
|------|--------|-------------|-------------|-----|----------------------------------|---|---|---|---|-------------------|----------|
| | | | | | 1 | 2 | 3 | 4 | 5 | 6 (PRODUCT LEVEL) | |
| Y | 1 | 1 | 1W-4776 | 1 | PUMP GP-PRELUBRICATION | | | | | | 86 |
| | 2 | 1 | 1A-2029 | 4 | BOLT (3/8-16X1.125-IN) | | | | | | |
| | 3 | 1 | 8M-9024 | 4 | WASHER-HARD (10.2X22.5X5-MM THK) | | | | | | |
| | 4 | 1 | 9Y-3297 | 1 | BRACKET AS | | | | | | |
| | 5 | 1 | 1B-7182 | 4 | BOLT (5/16-18X1.25-IN) | | | | | | |
| | 6 | 1 | 1T-0689 | 4 | WASHER (9.93X22.22X2.54-MM THK) | | | | | | |
| | 7 | 1 | 5S-0003 | 4 | NUT (5/16-18-THD) | | | | | | |
| | 8 | 1 | 7C-5616 | 1 | SILENCER-EXHAUST | | | | | | |

Y-SEPARATE ILLUSTRATION



GRAPHIC #1

<END>

g00699673

LUBRICATION SYSTEM

1W-4776 PUMP GP-PRELUBRICATION (CHG -00, -01, 3N-1287-03) PART OF 1W-0899 PUMP GP-PRELUBRICATION FOR USE WITH AIR STARTER

SMCS-1319

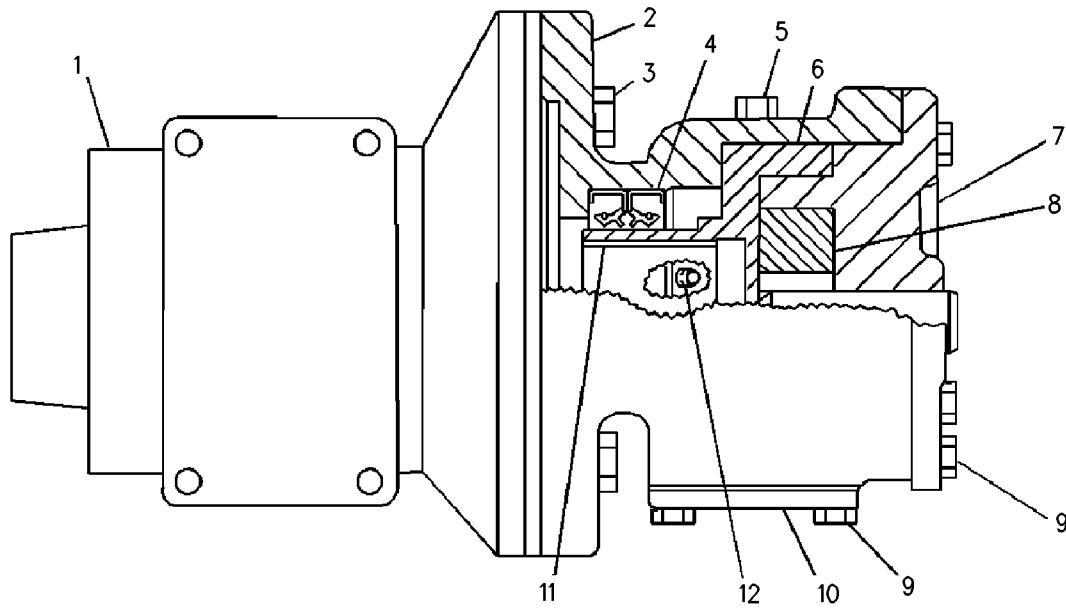
i02667898

| NOTE | REF NO | GRAPHIC REF | PART NUMBER | QTY | PART NAME | | | | | | SEE PAGE |
|---------------------------------------------|--------|-------------|-------------|-----|----------------------------------------------------------------------------------------------------------------------|---|---|---|---|-------------------|----------|
| | | | | | 1 | 2 | 3 | 4 | 5 | 6 (PRODUCT LEVEL) | |
| J | 1 | 1 | 3N-1287 | 1 | MOTOR GP-PRELUBRICATION | | | | | | |
| | 2 | 1 | 5N-6668 | 1 | HOUSING | | | | | | |
| | 3 | 1 | 0S-1588 | 4 | BOLT (3/8-16X1.25-IN) | | | | | | |
| | 4 | 1 | 1H-5959 | 2 | SEAL-LIP TYPE | | | | | | |
| | 5 | 1 | 5M-6214 | 2 | PLUG-PIPE | | | | | | |
| | 6 | 1 | 3N-1285 | 1 | ROTOR | | | | | | |
| | 7 | 1 | 3N-1283 | 1 | HEAD AS | | | | | | |
| | 8 | 1 | 3N-1284 | 1 | IDLER AS (7-TEETH) | | | | | | |
| | 9 | 1 | 0S-1617 | 9 | BOLT (5/16-18X0.75-IN) | | | | | | |
| | 10 | 1 | 2N-7521 | 1 | COVER | | | | | | |
| | | 1 | 2N-7520 | 1 | GASKET | | | | | | |
| | 11 | 1 | 6F-2172 | 1 | KEY | | | | | | |
| | 12 | 1 | 6D-3910 | 1 | SCREW-BUTTON HEAD (10-32X0.25-IN) | | | | | | |
| | | | | | AVAILABLE REPAIR KIT(S): | | | | | | |
| | | | 2N-7522 | 1 | KIT-GASKET (PRELUBRICATION PUMP) (INCLUDES GASKETS) | | | | | | |
| J | | | 5N-7776 | 1 | KIT-MOTOR REPAIR (STARTING MOTOR) (INCLUDES VANES, PINS, BEARING, SEALS, SPRINGS, END CAP, GASKETS AND O-RING) | | | | | | |
| J | | | 2W-6083 | 1 | KIT-GASKET (STARTING MOTOR) (INCLUDES GASKETS, END CAP AND O-RING) | | | | | | |
| J-KITS MARKED J AVAILABLE FOR PART MARKED J | | | | | | | | | | | |

LUBRICATION SYSTEM

1W-4776 PUMP GP-PRELUBRICATION (contd.)

i02667898



GRAPHIC #1

<END>

g00817242

LUBRICATION SYSTEM

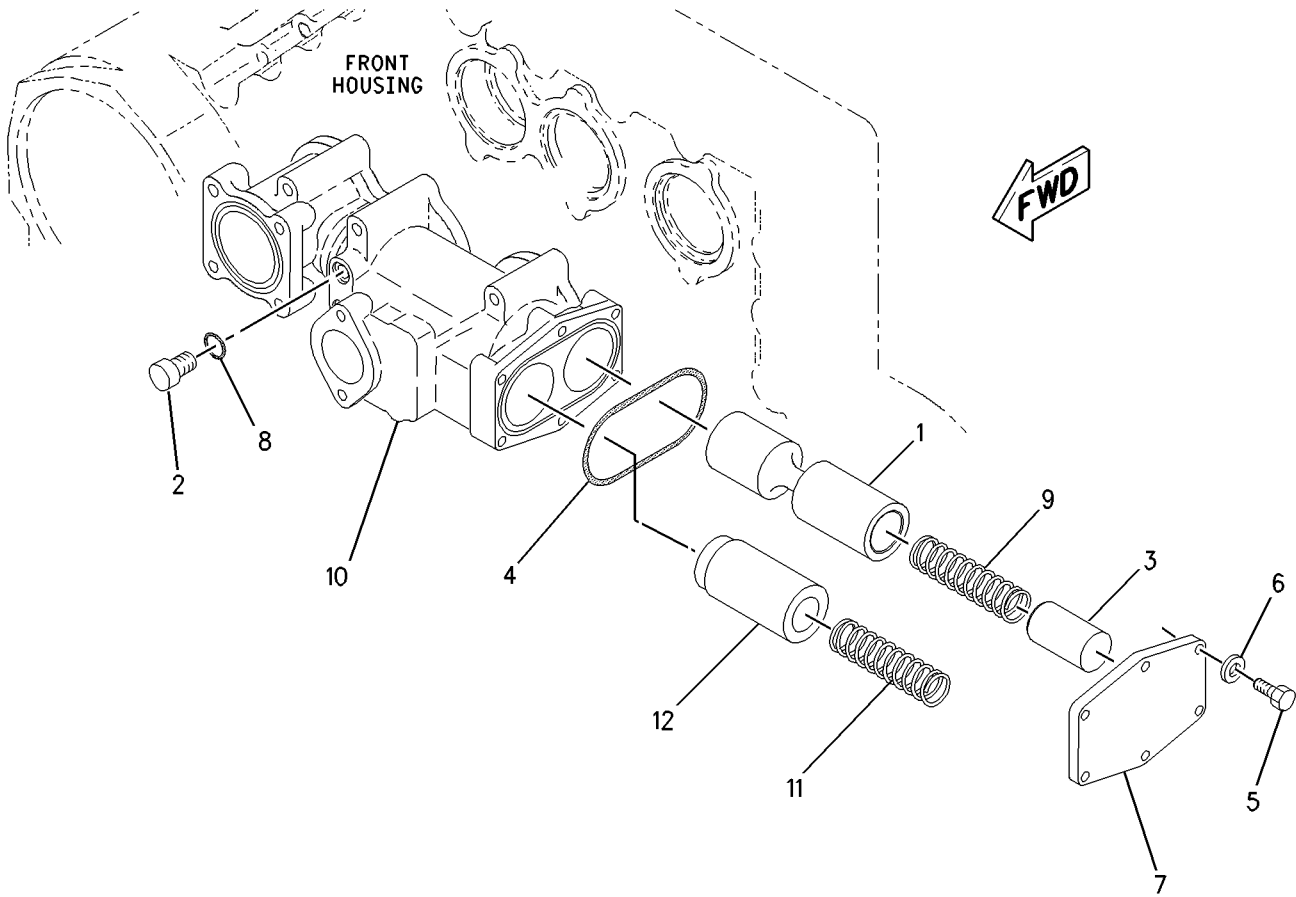
1W-0804 VALVE GP-PRIORITY (CHG -07, -08)

SMCS-1327

i01492321

| NOTE | REF NO | GRAPHIC REF | PART NUMBER | QTY | PART NAME | | | | | | SEE PAGE |
|------|--------|-------------|-------------|-----|------------------------------------|---|---|---|---|-------------------|----------|
| | | | | | 1 | 2 | 3 | 4 | 5 | 6 (PRODUCT LEVEL) | |
| | 1 | 1 | 1W-2243 | 1 | PISTON-CONTROL VALVE | | | | | | |
| | 2 | 1 | 9S-4191 | 2 | PLUG-O-RING | | | | | | |
| | 3 | 1 | 1W-2242 | 1 | PISTON-INNER | | | | | | |
| C | 4 | 1 | 6V-3835 | 1 | SEAL-O-RING | | | | | | |
| C | 5 | 1 | 1M-0644 | 6 | BOLT (3/8-16X2.25-IN) | | | | | | |
| C | 6 | 1 | 3V-3308 | 6 | WASHER-HARD (10.2X20.5X2.5-MM THK) | | | | | | |
| C | 7 | 1 | 7W-9423 | 1 | COVER | | | | | | |
| | 8 | 1 | 6V-5049 | 2 | SEAL-O-RING | | | | | | |
| | 9 | 1 | 1W-2240 | 1 | SPRING-CONTROL VALVE | | | | | | |
| C | 10 | 1 | 7W-7825 | 1 | BODY-VALVE | | | | | | |
| C | 11 | 1 | 2G-5664 | 1 | SPRING | | | | | | |
| C | 12 | 1 | 7W-9425 | 1 | PISTON | | | | | | |

C-CHANGE FROM PREVIOUS TYPE



GRAPHIC #1

<END>

g00774883

COOLING SYSTEM

7C-9331 CONNECTION GP-WATER-JACKET WATER HEATER (CHG -00 THRU -08, -08D1, -09, -09D1, -09D2, -09D3, -09D4)

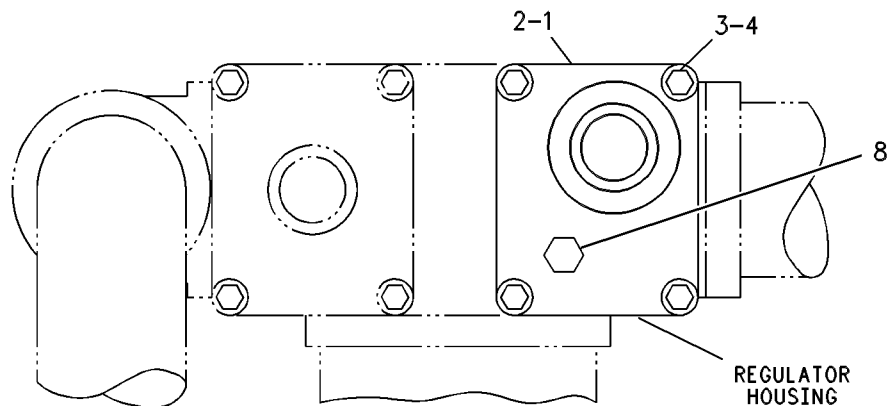
SMCS-1380

i02337551

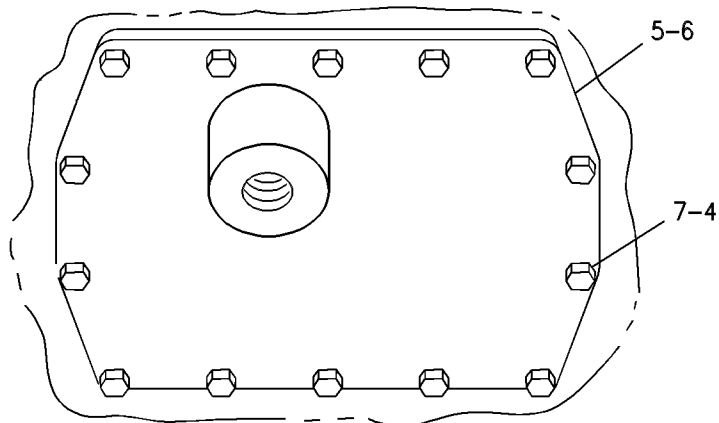
| NOTE | REF NO | GRAPHIC REF | PART NUMBER | QTY | PART NAME | | | | | | SEE PAGE |
|------|--------|-------------|-------------|-----|------------------------------------|---|---|---|---|-------------------|----------|
| | | | | | 1 | 2 | 3 | 4 | 5 | 6 (PRODUCT LEVEL) | |
| L | 1 | 1 | 7C-9332 | 1 | COVER AS | | | | | | |
| | 2 | 1 | 7W-3269 | 1 | GASKET | | | | | | |
| | 3 | 1 | OS-1588 | 4 | BOLT (3/8-16X1.25-IN) | | | | | | |
| | 4 | 1 | 3V-3308 | 18 | WASHER-HARD (10.2X20.5X2.5-MM THK) | | | | | | |
| J | 5 | 1 | 7C-9333 | 1 | COVER AS | | | | | | |
| | 6 | 1 | 121-3874 | 1 | GASKET | | | | | | |
| | 7 | 1 | OS-1594 | 14 | BOLT (3/8-16X1-IN) | | | | | | |
| | 8 | 1 | 8T-6765 | 1 | PLUG-PIPE | | | | | | |

J-INSTALL ON JACKET WATER BLOCK SIDE (RH REAR OPENING)

L-INSTALL ON REGULATOR HOUSING (RH REAR OPENING)



LEFT SIDE VIEW



MOUNTED ON RH & LH REAR WATER JACKET OPENINGS

GRAPHIC #1

<END>

g00067046

COOLING SYSTEM

102-3719 CONNECTION GP-WATER

(CHG -02 THRU -05, -05D1, -05D2, -05D3, -06)

SMCS-1380

i01625243

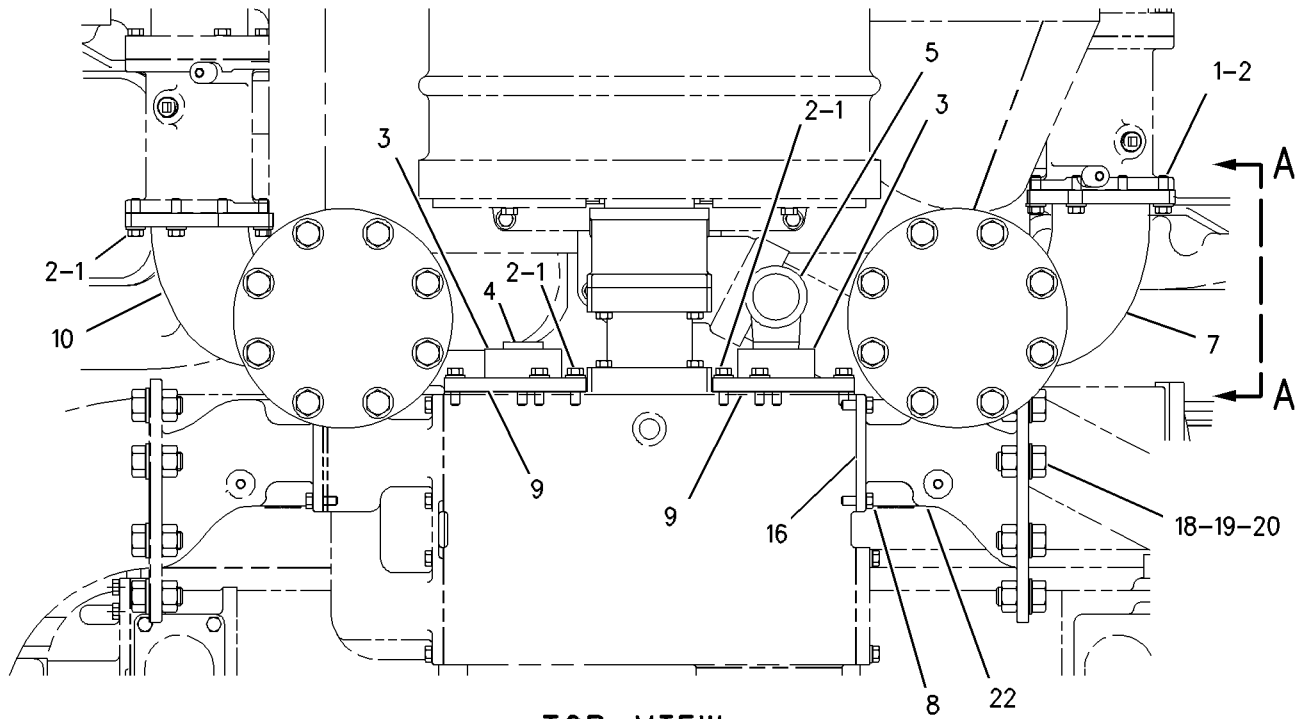
| NOTE | REF NO | GRAPHIC REF | PART NUMBER | QTY | PART NAME | | | | | | SEE PAGE |
|------|--------|-------------|-----------------|-----|------------------------------------|---|---|---|---|-------------------|----------|
| | | | | | 1 | 2 | 3 | 4 | 5 | 6 (PRODUCT LEVEL) | |
| | 1 | 1 | 0S-1588 | 16 | BOLT (3/8-16X1.25-IN) | | | | | | |
| C | 2 | 1 | 3V-3308 | 16 | WASHER-HARD (10.2X20.5X2.5-MM THK) | | | | | | |
| | 3 | 1 | 102-3720 | 2 | FLANGE AS | | | | | | |
| | 4 | 1 | 8T-6760 | 1 | PLUG-PIPE | | | | | | |
| | 5 | 1 | 5B-7666 | 1 | ELBOW | | | | | | |
| | 6 | 1 | 8T-6762 | 2 | PLUG-PIPE | | | | | | |
| C | 7 | 1 | 151-3067 | 1 | TUBE AS | | | | | | |
| C | 8 | 1 | 0S-1594 | 4 | BOLT (3/8-16X1-IN) | | | | | | |
| | 9 | 1 | 7W-3270 | 2 | GASKET | | | | | | |
| C | 10 | 1 | 151-3069 | 1 | TUBE AS | | | | | | |
| C | 11 | 1 | 4B-4043 | 16 | BOLT (5/8-11X1.375-IN) | | | | | | |
| C | 12 | 1 | 5P-8247 | 32 | WASHER-HARD (17X32X3.5-MM THK) | | | | | | |
| C | 13 | 1 | 4K-0367 | 16 | NUT-FULL (5/8-11-THD) | | | | | | |
| | 14 | 1 | 9S-4191 | 2 | PLUG-O-RING | | | | | | |
| | 15 | 1 | 6V-3250 | 2 | SEAL-O-RING | | | | | | |
| | 16 | 1 | 7W-3269 | 1 | GASKET | | | | | | |
| C | 18 | 1 | 0S-1626 | 8 | BOLT (3/4-10X1.5-IN) | | | | | | |
| C | 19 | 1 | 5P-8248 | 8 | WASHER-HARD (20X36.5X3.5-MM THK) | | | | | | |
| C | 20 | 1 | 2J-3506 | 8 | NUT-FULL (3/4-10-THD) | | | | | | |
| C | 22 | 1 | 108-1505 | 1 | ADAPTER-WATER | | | | | | |

C-CHANGE FROM PREVIOUS TYPE

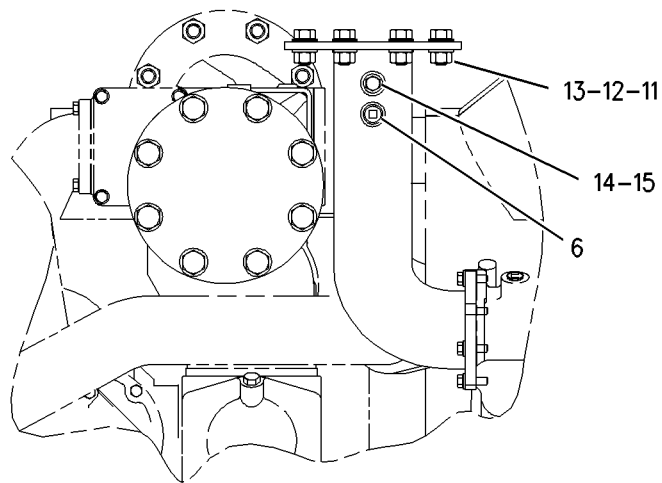
COOLING SYSTEM

102-3719 CONNECTION GP-WATER (contd.)

i01625243



TOP VIEW



VIEW A-A

GRAPHIC #1

<END>

g00841161

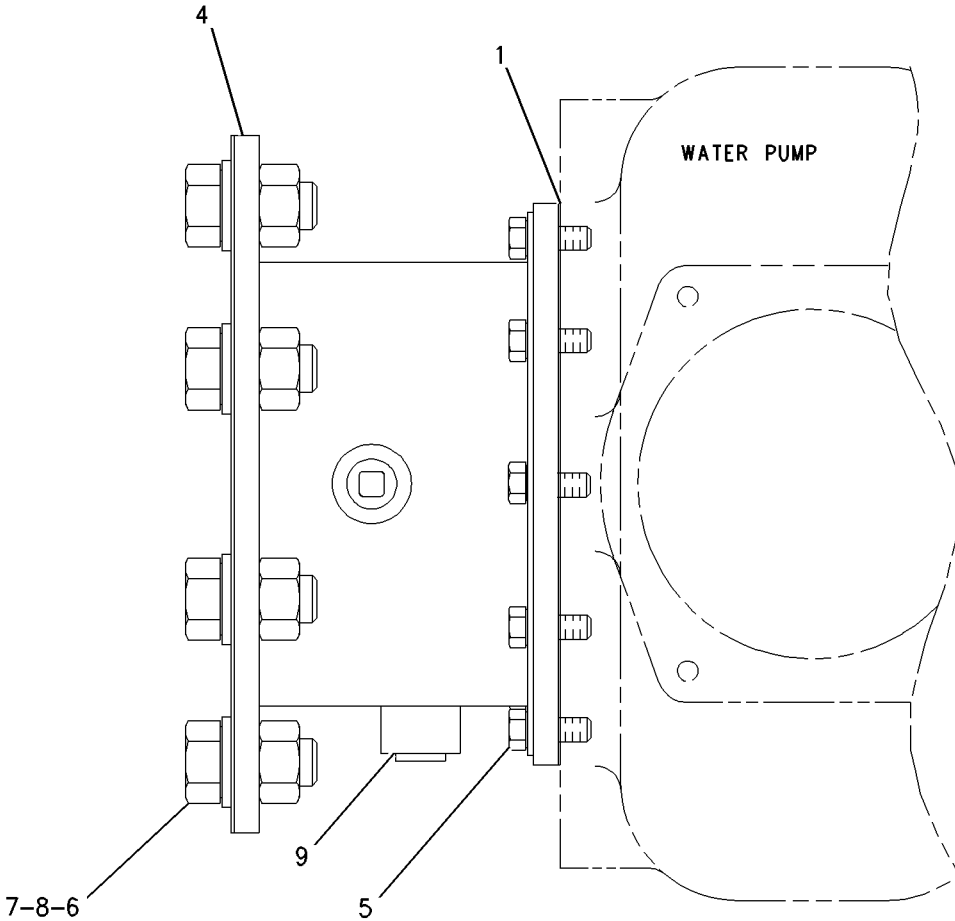
COOLING SYSTEM

110-3753 CONNECTION GP-WATER (CHG -00, -01, -01D1 THRU -03, -03D1)

SMCS-1380

i02338303

| NOTE | REF NO | GRAPHIC REF | PART NUMBER | QTY | PART NAME | | | | | | SEE PAGE |
|------|--------|-------------|-------------|-----|----------------------------------|---|---|---|---|-------------------|----------|
| | | | | | 1 | 2 | 3 | 4 | 5 | 6 (PRODUCT LEVEL) | |
| | 1 | 1 | 4W-7749 | 1 | GASKET | | | | | | |
| | 4 | 1 | 212-3743 | 1 | ADAPTER | | | | | | |
| | 5 | 1 | 0S-1594 | 8 | BOLT (3/8-16X1-IN) | | | | | | |
| | 6 | 1 | 0S-1626 | 8 | BOLT (3/4-10X1.5-IN) | | | | | | |
| | 7 | 1 | 2J-3506 | 8 | NUT-FULL (3/4-10-THD) | | | | | | |
| | 8 | 1 | 5P-8248 | 8 | WASHER-HARD (20X36.5X3.5-MM THK) | | | | | | |
| | 9 | 1 | 8T-6762 | 2 | PLUG-PIPE | | | | | | |



LEFT SIDE VIEW

GRAPHIC #1

<END>

g00889267

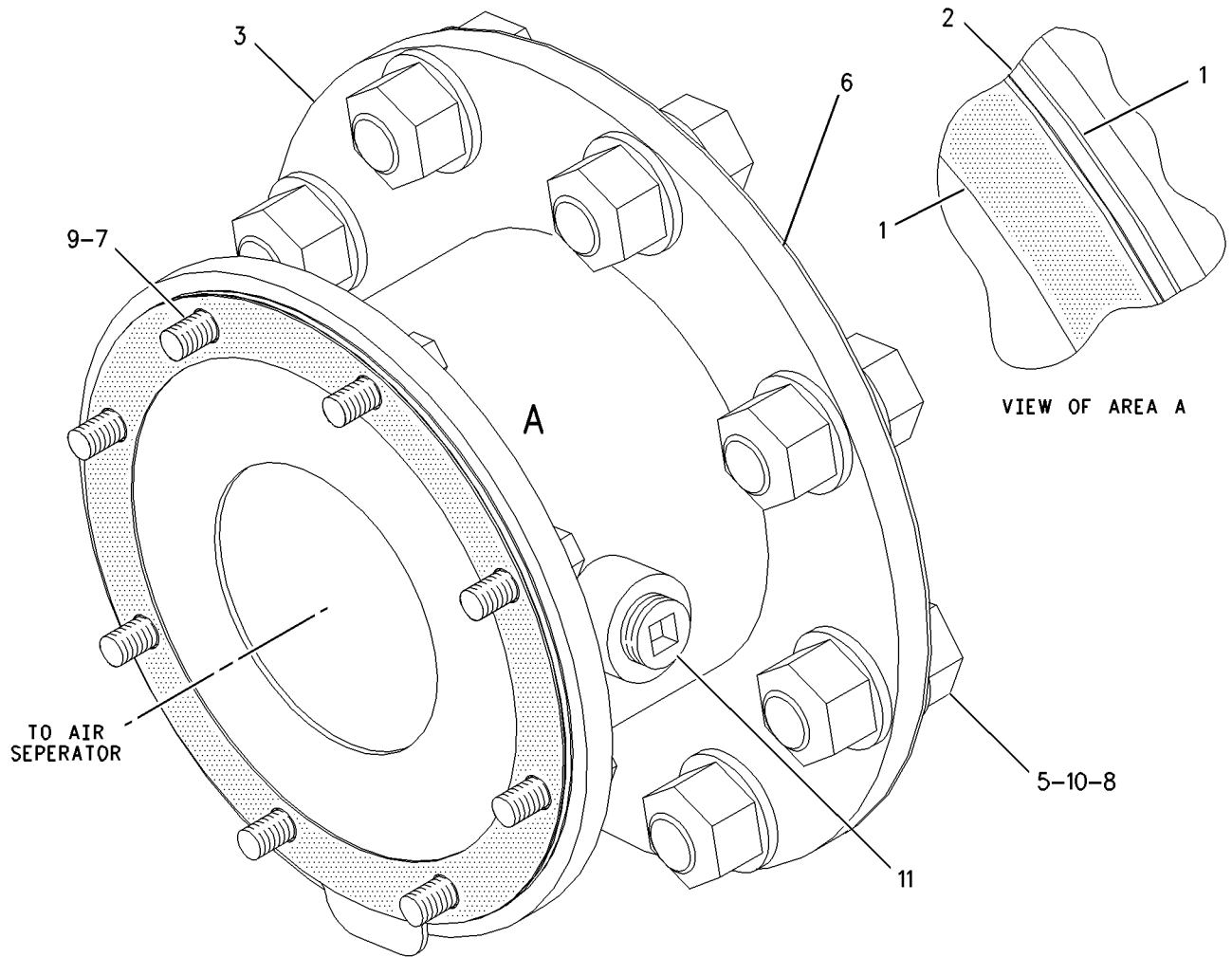
COOLING SYSTEM

201-5221 CONNECTION GP-WATER (CHG -00, -00D1, -01, -01D1)

SMCS-1380

i01663746

| NOTE | REF NO | GRAPHIC REF | PART NUMBER | QTY | PART NAME | | | | | | SEE PAGE |
|------|--------|-------------|-------------|-----|------------------------------------|---|---|---|---|-------------------|----------|
| | | | | | 1 | 2 | 3 | 4 | 5 | 6 (PRODUCT LEVEL) | |
| | 1 | 1 | 1S-5772 | 2 | GASKET | | | | | | |
| | 2 | 1 | 6I-4524 | 1 | PLATE-ORIFICE | | | | | | |
| | 3 | 1 | 107-4385 | 1 | TUBE AS | | | | | | |
| | 5 | 1 | 0S-1626 | 8 | BOLT (3/4-10X1.5-IN) | | | | | | |
| | 6 | 1 | 174-7794 | 1 | GASKET | | | | | | |
| | 7 | 1 | 1A-2029 | 8 | BOLT (3/8-16X1.125-IN) | | | | | | |
| | 8 | 1 | 2J-3506 | 8 | NUT-FULL (3/4-10-THD) | | | | | | |
| | 9 | 1 | 3V-3308 | 8 | WASHER-HARD (10.2X20.5X2.5-MM THK) | | | | | | |
| | 10 | 1 | 5P-8248 | 16 | WASHER-HARD (20X36.5X3.5-MM THK) | | | | | | |
| | 11 | 1 | 8T-6762 | 2 | PLUG-PIPE | | | | | | |



GRAPHIC #1

<END>

g00859014

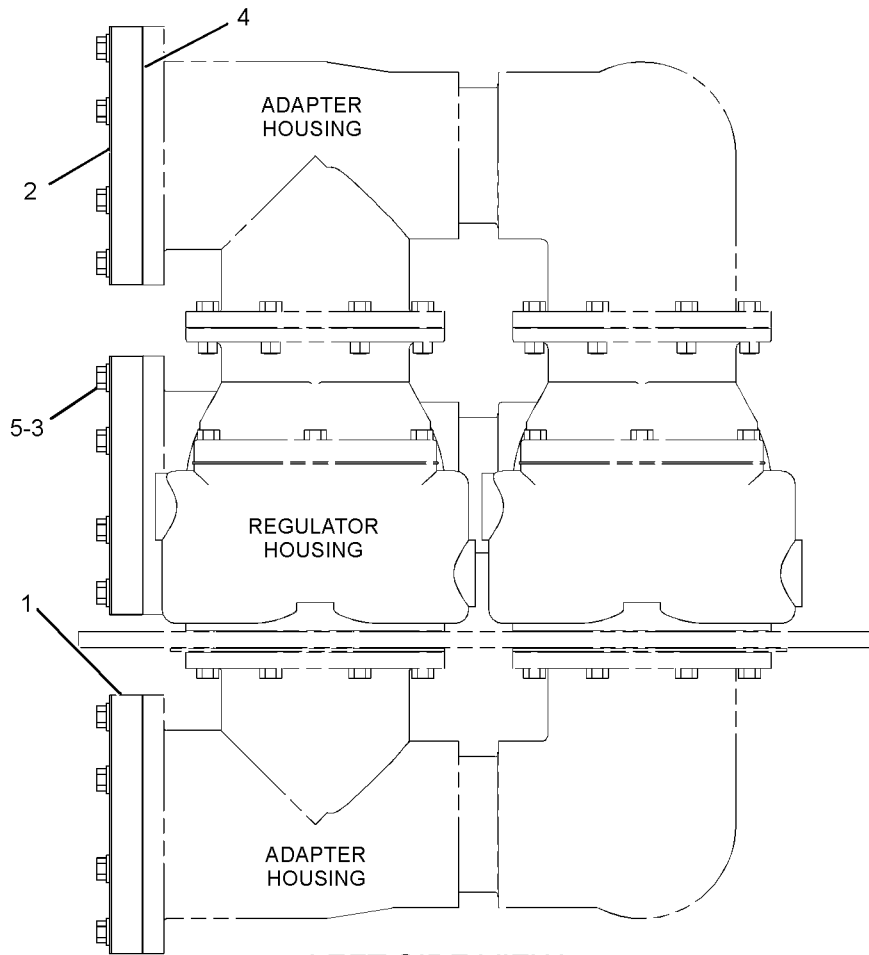
COOLING SYSTEM

291-6177 CONNECTION GP-WATER (CHG -00)

SMCS-1380

i02568312

| NOTE | REF NO | GRAPHIC REF | PART NUMBER | QTY | PART NAME | | | | | | SEE PAGE |
|------|--------|-------------|----------------|-----|------------------------------------|---|---|---|---|-------------------|----------|
| | | | | | 1 | 2 | 3 | 4 | 5 | 6 (PRODUCT LEVEL) | |
| | 1 | 1 | 7N-7009 | 3 | FLANGE | | | | | | |
| | 2 | 1 | 8N-6984 | 3 | COVER | | | | | | |
| | 3 | 1 | 0S-1591 | 24 | BOLT (3/8-16X1.5-IN) | | | | | | |
| | 4 | 1 | 1S-5772 | 3 | GASKET | | | | | | |
| | 5 | 1 | 3V-3308 | 24 | WASHER-HARD (10.2X20.5X2.5-MM THK) | | | | | | |



LEFT SIDE VIEW

<END>

GRAPHIC #1

g01287188

COOLING SYSTEM

1W-0887 COOLER GP-ENGINE OIL (CHG -04 THRU -07) TRIPLE

SMCS-1378

i02251022

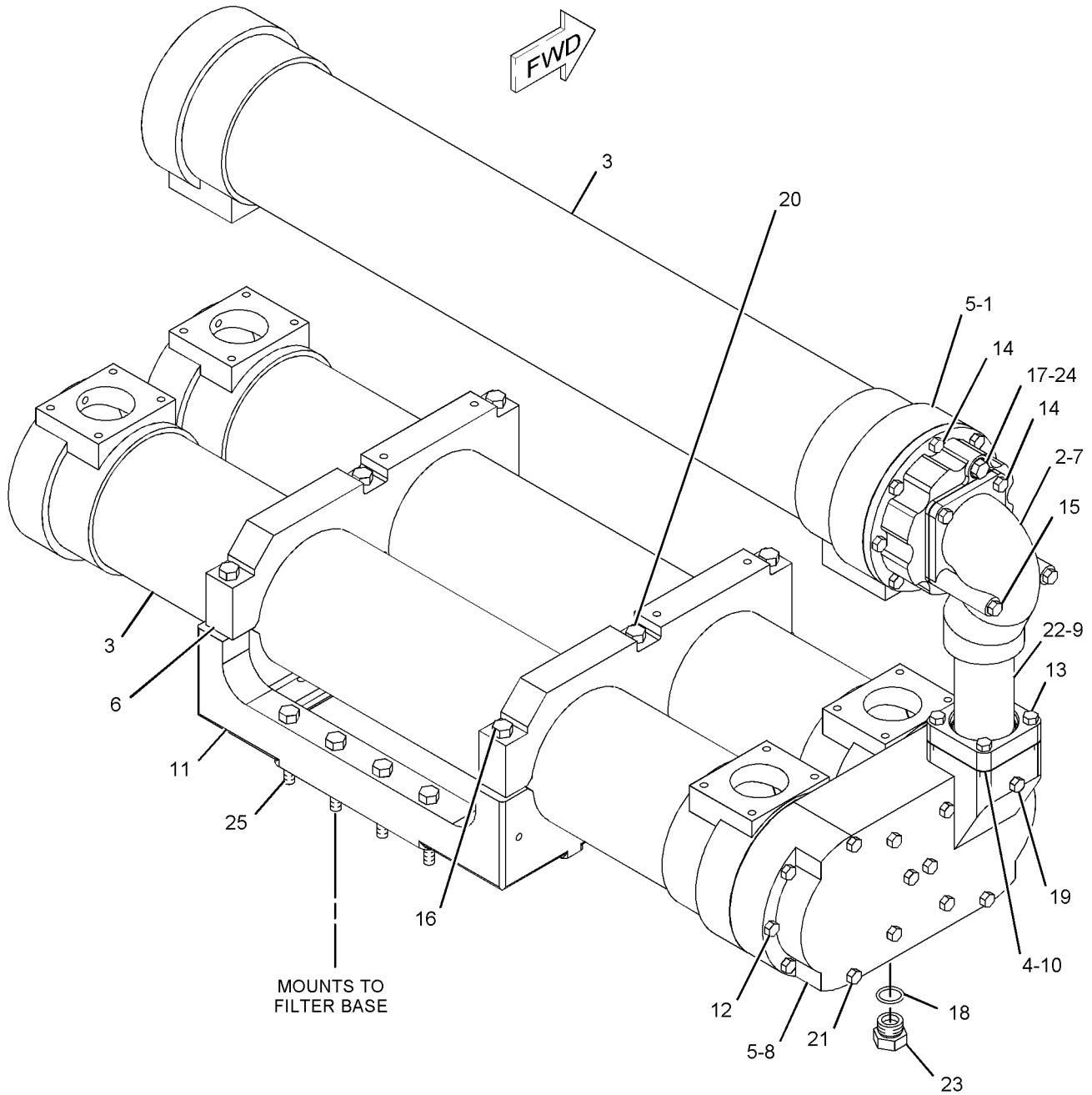
| NOTE | REF NO | GRAPHIC REF | PART NUMBER | QTY | PART NAME | | | | | | SEE PAGE |
|------|--------|-------------|-------------|-----|-----------------------|---|---|---|---|-------------------|----------|
| | | | | | 1 | 2 | 3 | 4 | 5 | 6 (PRODUCT LEVEL) | |
| | 1 | 1 | 1W-3785 | 1 | BONNET-OIL COOLER | | | | | | |
| | 2 | 1 | 1W-4067 | 1 | GASKET | | | | | | |
| R | 3 | 1 | 1W-5200 | 3 | CORE AS (OIL COOLER) | | | | | | |
| | 4 | 1 | 4F-4873 | 1 | GASKET | | | | | | |
| | 5 | 1 | 247-3796 | 3 | GASKET | | | | | | |
| | 6 | 1 | 7W-2029 | 2 | SUPPORT | | | | | | |
| | 7 | 1 | 7W-5846 | 1 | ELBOW | | | | | | |
| | 8 | 1 | 7W-6093 | 1 | BONNET | | | | | | |
| | 9 | 1 | 7W-6948 | 1 | TUBE | | | | | | |
| | 10 | 1 | 9Y-1373 | 1 | FLANGE | | | | | | |
| C | 11 | 1 | 201-3610 | 1 | SUPPORT | | | | | | |
| | 12 | 1 | 0L-1143 | 6 | BOLT (3/8-16X2.5-IN) | | | | | | |
| | 13 | 1 | 0S-1591 | 4 | BOLT (3/8-16X1.5-IN) | | | | | | |
| | 14 | 1 | 0S-1594 | 10 | BOLT (3/8-16X1-IN) | | | | | | |
| | 15 | 1 | 0T-0065 | 2 | BOLT (3/8-16X3.5-IN) | | | | | | |
| | 16 | 1 | 1D-4566 | 2 | BOLT (1/2-13X3.5-IN) | | | | | | |
| | 17 | 1 | 6V-3250 | 1 | SEAL-O-RING | | | | | | |
| | 18 | 1 | 6V-5063 | 1 | SEAL-O-RING | | | | | | |
| | 19 | 1 | 7F-3425 | 1 | BOLT (3/8-16X5.75-IN) | | | | | | |
| | 20 | 1 | 8S-9089 | 4 | BOLT (1/2-13X4.5-IN) | | | | | | |
| | 21 | 1 | 8S-9191 | 9 | BOLT (3/8-16X4-IN) | | | | | | |
| | 22 | 1 | 8T-1919 | 2 | SEAL-O-RING | | | | | | |
| | 23 | 1 | 9S-4183 | 1 | PLUG-O-RING | | | | | | |
| | 24 | 1 | 9S-4191 | 1 | PLUG-O-RING | | | | | | |
| | 25 | 1 | 0V-0375 | 8 | BOLT (1/2-13X3.25-IN) | | | | | | |

C-CHANGE FROM PREVIOUS TYPE
R-REMFG PART MAY BE AVAILABLE

COOLING SYSTEM

1W-0887 COOLER GP-ENGINE OIL (contd.)

i02251022



GRAPHIC #1

<END>

g01133300

COOLING SYSTEM

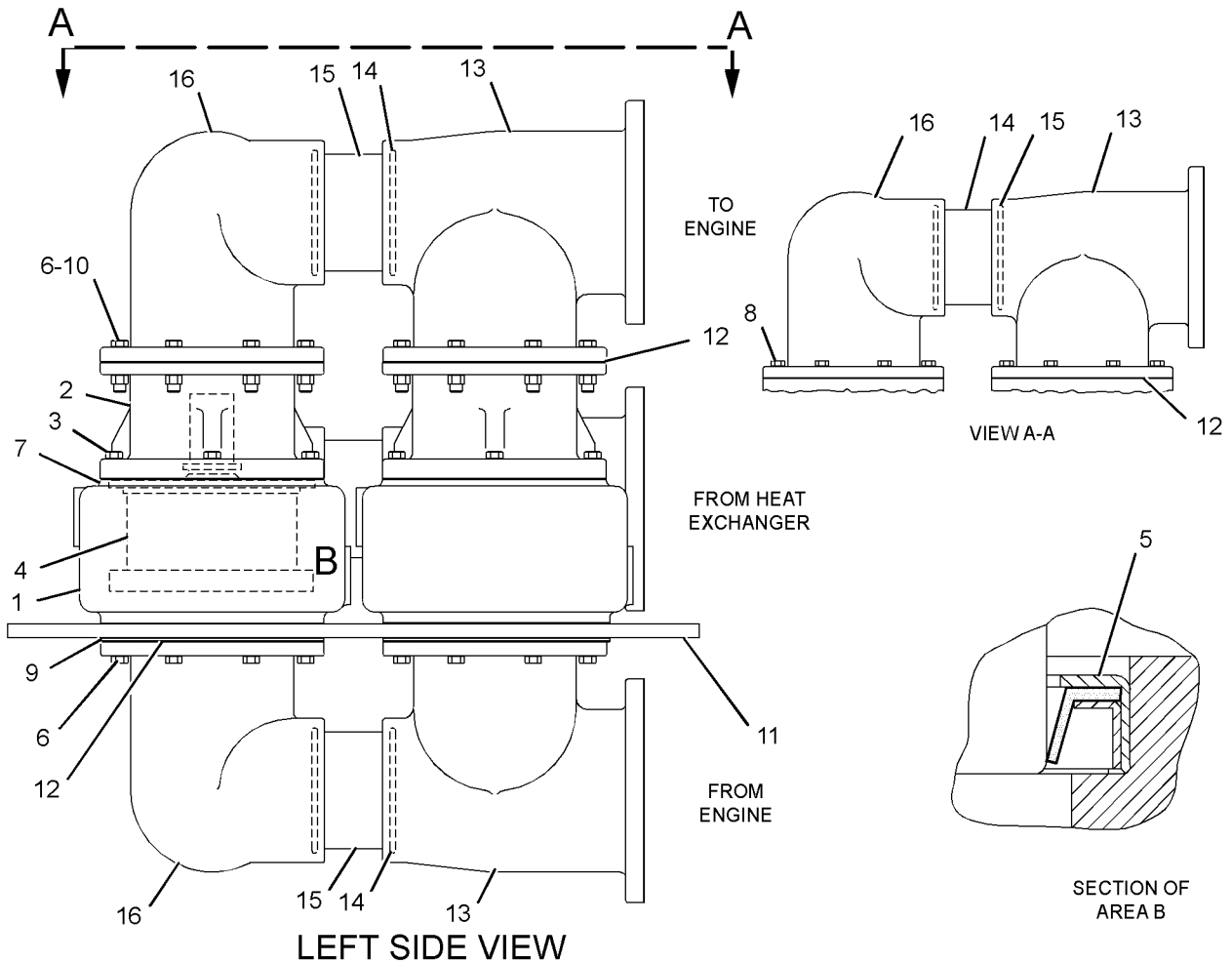
7C-7785 HOUSING & REGULATOR GP (CHG -05 THRU -07) INLET CONTROL - REMOTE MOUNTED

SMCS-1355, 1393

i02583912

| NOTE | REF NO | GRAPHIC REF | PART NUMBER | QTY | PART NAME | | | | | | SEE PAGE |
|------|--------|-------------|-------------|-----|----------------------------------------|---|---|---|---|-------------------|----------|
| | | | | | 1 | 2 | 3 | 4 | 5 | 6 (PRODUCT LEVEL) | |
| | 1 | 1 | 7W-4116 | 2 | HOUSING AS-REGULATOR | | | | | | |
| | | | | | (EACH INCLUDES) | | | | | | |
| | | 1 | 2M-6471 | 2 | PLUG-CUP | | | | | | |
| | 2 | 1 | 7W-4111 | 2 | ADAPTER-EXPANSION TANK | | | | | | |
| | 3 | 1 | 0S-1588 | 16 | BOLT (3/8-16X1.25-IN) | | | | | | |
| | 4 | 1 | 6I-4952 | 8 | REGULATOR-WATER TEMPERATURE (51-DEG C) | | | | | | |
| | 5 | 1 | 3S-9643 | 8 | SEAL-LIP TYPE | | | | | | |
| C | 6 | 1 | 0S-1591 | 32 | BOLT (3/8-16X1.5-IN) | | | | | | |
| | 7 | 1 | 7W-3688 | 2 | GASKET | | | | | | |
| | 8 | 1 | 0S-1594 | 16 | BOLT (3/8-16X1-IN) | | | | | | |
| | 9 | 1 | 7C-7481 | 2 | PLATE-ORIFICE | | | | | | |
| C | 10 | 1 | 9S-8752 | 16 | NUT-FULL (3/8-16-THD) | | | | | | |
| | 11 | 1 | 7C-7784 | 1 | PLATE | | | | | | |
| | 12 | 1 | 1S-5772 | 10 | GASKET | | | | | | |
| | 13 | 1 | 7W-8464 | 3 | ADAPTER-HOUSING | | | | | | |
| | 14 | 1 | 2W-5036 | 3 | TUBE | | | | | | |
| | 15 | 1 | 6V-5139 | 6 | SEAL-O-RING | | | | | | |
| | 16 | 1 | 7W-8463 | 3 | ELBOW-ADAPTER | | | | | | |

C-CHANGE FROM PREVIOUS TYPE



GRAPHIC #1

<END>

g01301020

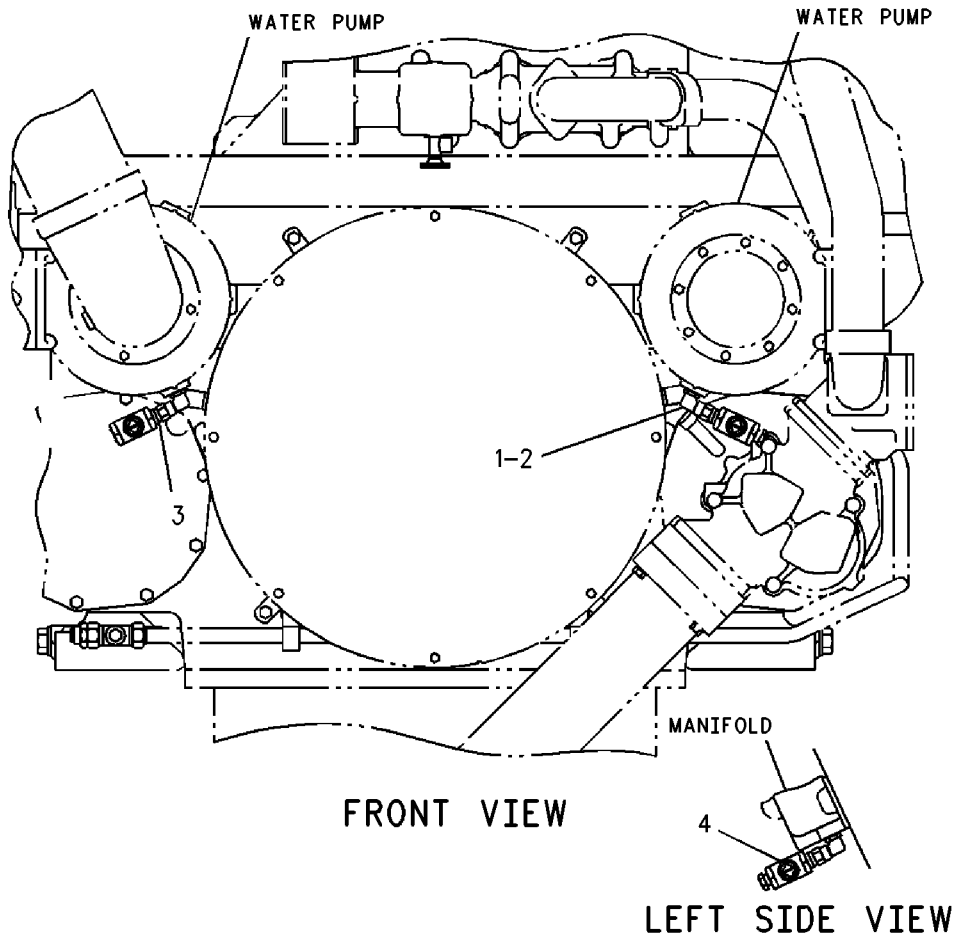
COOLING SYSTEM

7E-3150 LINES GP-COOLANT DRAIN (CHG -00, -01, -01D1, -02) ENGINE JACKET WATER DRAIN CONNECTIONS

SMCS-1380

i01695471

| NOTE | REF NO | GRAPHIC REF | PART NUMBER | QTY | PART NAME | | | | | | SEE PAGE |
|------|--------|-------------|-------------|-----|-------------|---|---|---|---|-------------------|----------|
| | | | | | 1 | 2 | 3 | 4 | 5 | 6 (PRODUCT LEVEL) | |
| | 1 | 1 | 9X-2604 | 3 | ELBOW | | | | | | |
| | 2 | 1 | 6V-5063 | 3 | SEAL-O-RING | | | | | | |
| | 3 | 1 | 3B-7745 | 3 | NIPPLE-PIPE | | | | | | |
| | 4 | 1 | 9B-4202 | 3 | VALVE-DRAIN | | | | | | |



GRAPHIC #1

<END>

g00873052

COOLING SYSTEM

2W-3329 LINES GP-OIL COOLER (CHG -00 THRU -11) TRIPLE

SMCS-1307, 1378, 1380

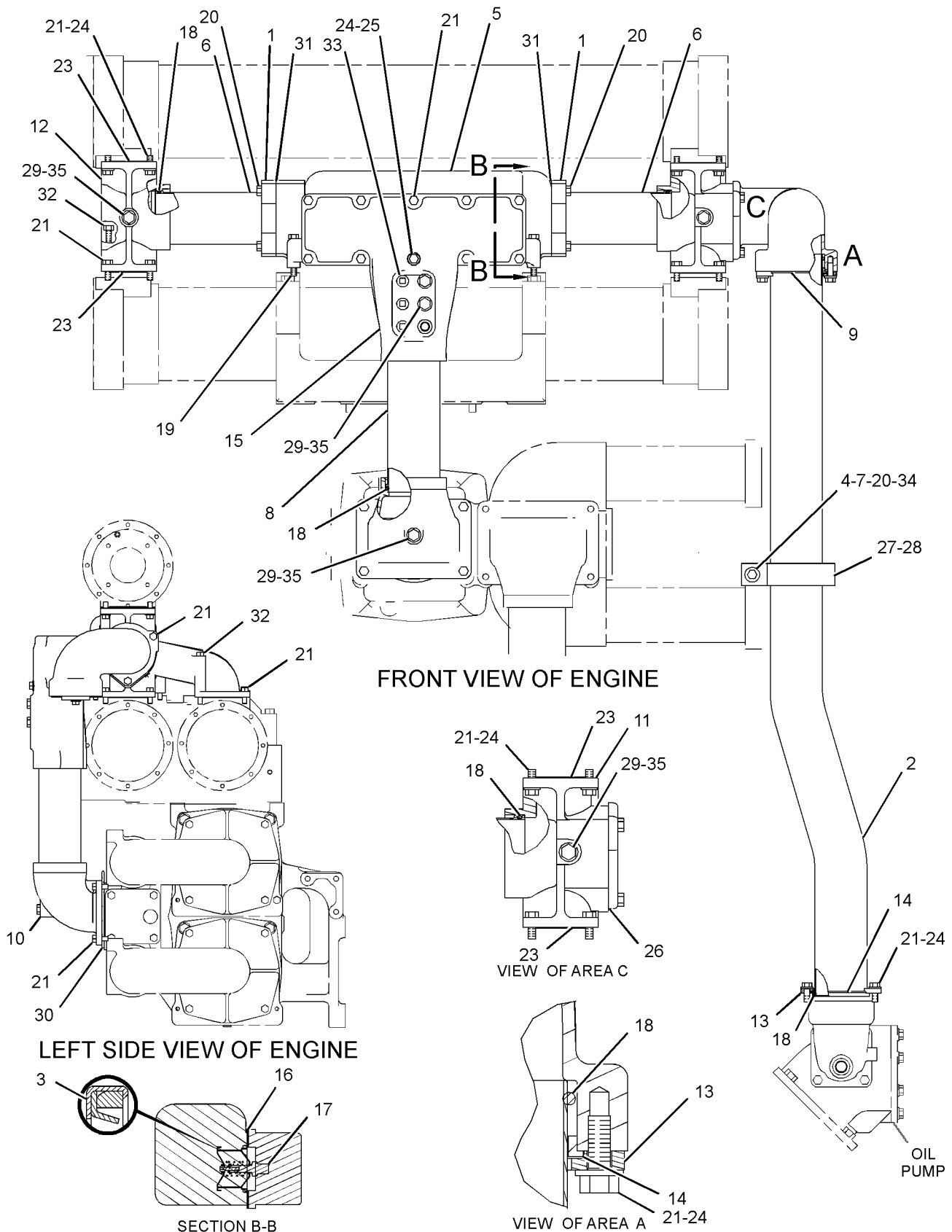
i03599423

| NOTE | REF NO | GRAPHIC REF | PART NUMBER | QTY | PART NAME | | | | | | SEE PAGE |
|------|--------|-------------|-------------|-----|------------------------------------|---|---|---|---|-------------------|----------|
| | | | | | 1 | 2 | 3 | 4 | 5 | 6 (PRODUCT LEVEL) | |
| | 1 | 1 | 1W-3979 | 2 | FLANGE | | | | | | |
| | 2 | 1 | 2W-6318 | 1 | TUBE | | | | | | |
| | 3 | 1 | 3S-9643 | 4 | SEAL-LIP TYPE | | | | | | |
| | 4 | 1 | 4S-5719 | 1 | SPACER (10.31X25X12.7-MM THK) | | | | | | |
| | 5 | 1 | 7C-6021 | 1 | HOUSING-REGULATOR | | | | | | |
| | 6 | 1 | 7N-9044 | 2 | TUBE | | | | | | |
| | 7 | 1 | 7W-2457 | 1 | BOSS | | | | | | |
| | 8 | 1 | 7W-2459 | 1 | TUBE | | | | | | |
| | 9 | 1 | 7W-3881 | 1 | ELBOW | | | | | | |
| | 10 | 1 | 7W-3882 | 1 | ELBOW | | | | | | |
| | 11 | 1 | 7W-6600 | 1 | MANIFOLD-OIL COOLER | | | | | | |
| | 12 | 1 | 7W-6601 | 1 | MANIFOLD-OIL COOLER | | | | | | |
| | 13 | 1 | 8N-3639 | 4 | RETAINER | | | | | | |
| | 14 | 1 | 8N-3640 | 2 | RING-RETAINING | | | | | | |
| | 15 | 1 | 9Y-4732 | 1 | COVER | | | | | | |
| | 16 | 1 | 9Y-9842 | 1 | GASKET | | | | | | |
| | 17 | 1 | 4W-4011 | 4 | REGULATOR-TEMPERATURE (89-DEG C) | | | | | | |
| | 18 | 1 | 259-4600 | 8 | SEAL-O-RING | | | | | | |
| | 19 | 1 | 0L-1143 | 4 | BOLT (3/8-16X2.5-IN) | | | | | | |
| | 20 | 1 | 0S-1591 | 9 | BOLT (3/8-16X1.5-IN) | | | | | | |
| | 21 | 1 | 0S-1594 | 40 | BOLT (3/8-16X1-IN) | | | | | | |
| | 23 | 1 | 3P-0655 | 6 | SEAL-O-RING | | | | | | |
| | 24 | 1 | 3V-3308 | 13 | WASHER-HARD (10.2X20.5X2.5-MM THK) | | | | | | |
| | 25 | 1 | 5B-9603 | 1 | BOLT (3/8-16X5-IN) | | | | | | |
| | 26 | 1 | 5S-9134 | 1 | SEAL-O-RING | | | | | | |
| | 27 | 1 | 6V-4356 | 1 | CLIP (SLOT) | | | | | | |
| | 28 | 1 | 6V-4357 | 1 | CLIP (TAB) | | | | | | |
| | 29 | 1 | 6V-5049 | 5 | SEAL-O-RING | | | | | | |
| | 30 | 1 | 6V-5055 | 1 | SEAL-O-RING | | | | | | |
| | 31 | 1 | 6V-5101 | 2 | SEAL-O-RING | | | | | | |
| | 32 | 1 | 8S-9191 | 4 | BOLT (3/8-16X4-IN) | | | | | | |
| | 33 | 1 | 8T-6762 | 3 | PLUG-PIPE | | | | | | |
| | 34 | 1 | 9L-9132 | 1 | WASHER (10.2X25.5X2.5-MM THK) | | | | | | |
| | 35 | 1 | 9S-4191 | 5 | PLUG-O-RING | | | | | | |

COOLING SYSTEM

2W-3329 LINES GP-OIL COOLER (contd.)

i03599423



GRAPHIC #1

<END>

g01928698

COOLING SYSTEM

130-6264 LINES GP-WATER (CHG -00 THRU -02) 0 DEGREE TURBO

SMCS-1355, 1380, 1393

i02246974

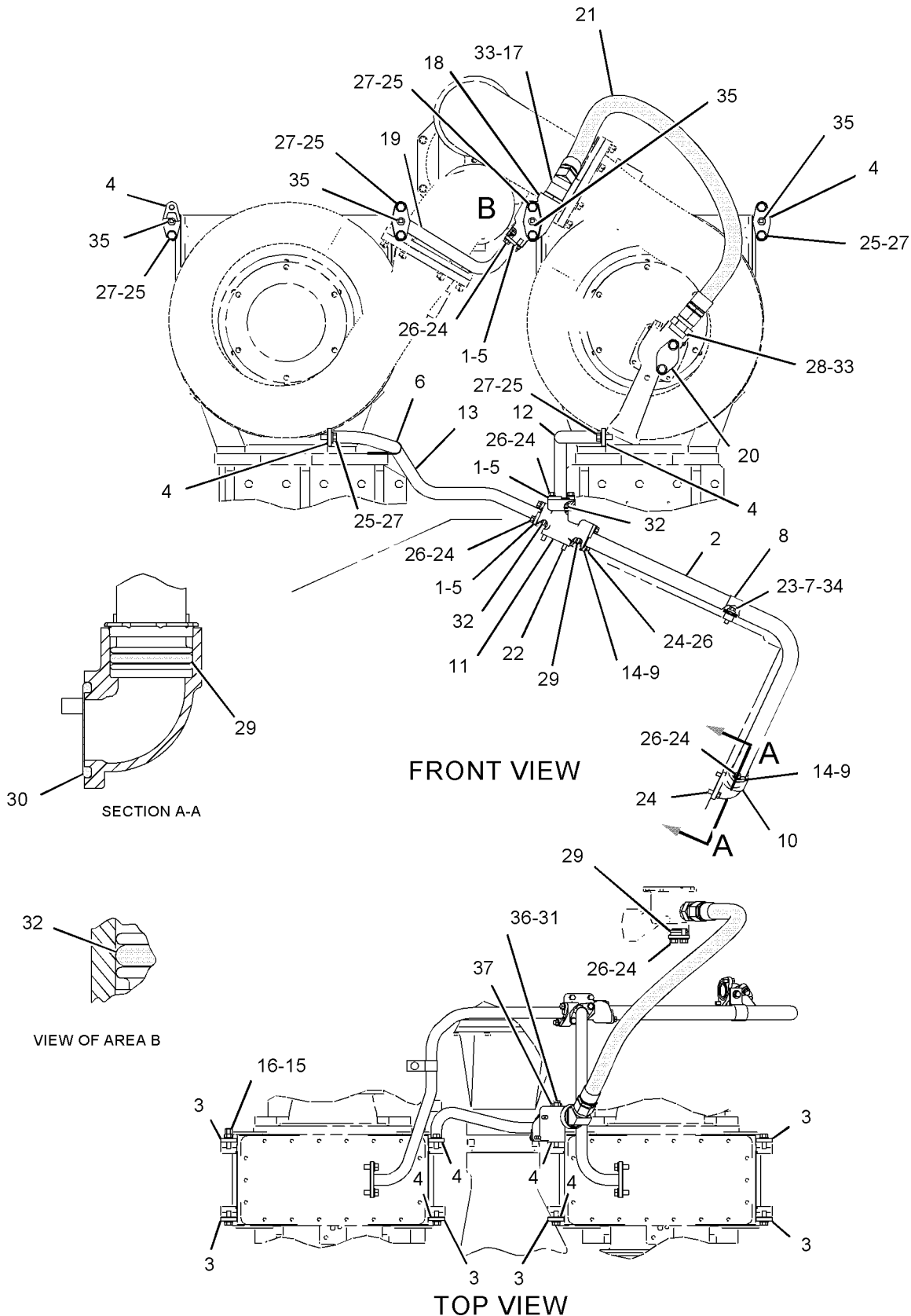
| NOTE | REF NO | GRAPHIC REF | PART NUMBER | QTY | PART NAME | | | | | | SEE PAGE |
|------|--------|-------------|-------------|-----|------------------------------------|---|---|---|---|-------------------|----------|
| | | | | | 1 | 2 | 3 | 4 | 5 | 6 (PRODUCT LEVEL) | |
| | 1 | 1 | 1W-7020 | 3 | RING-RETAINING | | | | | | |
| | 2 | 1 | 2W-3793 | 1 | TUBE-WATER SUPPLY | | | | | | |
| | 3 | 1 | 2W-4025 | 6 | FLANGE | | | | | | |
| | 4 | 1 | 2W-4026 | 10 | GASKET | | | | | | |
| | 5 | 1 | 2W-4032 | 6 | RETAINER | | | | | | |
| | 6 | 1 | 3L-7824 | 1 | CLIP | | | | | | |
| | 7 | 1 | 7K-3215 | 1 | BOSS (0.413X1X0.630-IN THK) | | | | | | |
| | 8 | 1 | 117-5170 | 1 | CLIP | | | | | | |
| | 9 | 1 | 7W-3933 | 2 | RING-RETAINING | | | | | | |
| | 10 | 1 | 7W-4261 | 1 | ELBOW | | | | | | |
| | 11 | 1 | 7W-4262 | 1 | TEE | | | | | | |
| | 12 | 1 | 7W-5273 | 1 | TUBE AS-SUPPLY | | | | | | |
| | 13 | 1 | 7W-5278 | 1 | TUBE AS-SUPPLY | | | | | | |
| | 14 | 1 | 8N-0394 | 4 | RETAINER | | | | | | |
| | 15 | 1 | 8N-9071 | 1 | VALVE AS | | | | | | |
| | | 1 | 7N-7688 | 1 | FERRULE | | | | | | |
| | | 1 | 8N-9072 | 1 | BODY-VALVE | | | | | | |
| | | 1 | 9M-5590 | 1 | BALL | | | | | | |
| | 16 | 1 | 8S-4950 | 1 | CAP | | | | | | |
| | 17 | 1 | 031-9567 | 1 | ELBOW | | | | | | |
| | 18 | 1 | 160-4686 | 1 | HOUSING | | | | | | |
| | 19 | 1 | 160-4687 | 1 | TUBE AS | | | | | | |
| | 20 | 1 | 134-5326 | 1 | COVER | | | | | | |
| I | 21 | 1 | 134-5327 | 1 | HOSE AS | | | | | | |
| | 22 | 1 | 0S-1571 | 2 | BOLT (3/8-16X1.75-IN) | | | | | | |
| | 23 | 1 | 0S-1591 | 1 | BOLT (3/8-16X1.5-IN) | | | | | | |
| | 24 | 1 | 0S-1594 | 14 | BOLT (3/8-16X1-IN) | | | | | | |
| | 25 | 1 | 0S-1595 | 18 | BOLT (1/2-13X1.25-IN) | | | | | | |
| | 26 | 1 | 3V-3308 | 12 | WASHER-HARD (10.2X20.5X2.5-MM THK) | | | | | | |
| | 27 | 1 | 5P-8245 | 18 | WASHER-HARD (13.5X25.5X3-MM THK) | | | | | | |
| | 28 | 1 | 6K-3461 | 1 | CONNECTOR | | | | | | |
| | 29 | 1 | 6L-7817 | 3 | SEAL-O-RING | | | | | | |
| | 30 | 1 | 6V-1585 | 1 | SEAL-O-RING | | | | | | |
| | 31 | 1 | 6V-3250 | 1 | SEAL-O-RING | | | | | | |
| | 32 | 1 | 7L-6580 | 3 | SEAL-O-RING | | | | | | |
| | 33 | 1 | 8C-0562 | 2 | SEAL-O-RING | | | | | | |
| | 34 | 1 | 8M-9024 | 1 | WASHER-HARD (10.2X22.5X5-MM THK) | | | | | | |
| | 35 | 1 | 8T-6762 | 5 | PLUG-PIPE | | | | | | |
| | 36 | 1 | 9S-4191 | 1 | PLUG-O-RING | | | | | | |
| | 37 | 1 | 9X-8876 | 2 | BOLT (1/2-13X4.75-IN) | | | | | | |

I-REFER TO HYDRAULIC INFORMATION SYSTEM

COOLING SYSTEM

130-6264 LINES GP-WATER (contd.)

i02246974



GRAPHIC #1

<END>

g01131480

COOLING SYSTEM

134-2798 LINES GP-WATER (CHG -00 THRU -02, -02D1, -03)

SMCS-1355, 1380, 1393

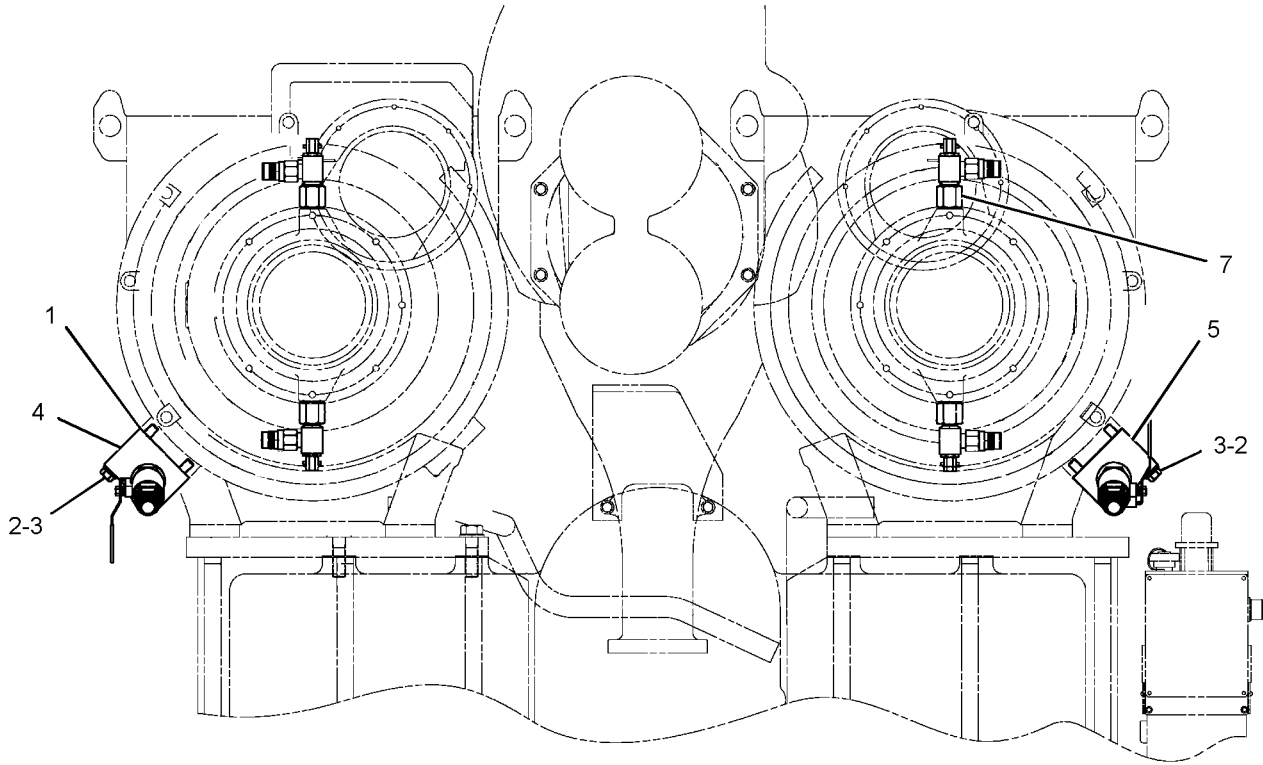
i02526251

| NOTE | REF NO | GRAPHIC REF | PART NUMBER | QTY | PART NAME | | | | | | SEE PAGE |
|------|--------|-------------|-----------------|-----|----------------------------------|---|---|---|---|-------------------|----------|
| | | | | | 1 | 2 | 3 | 4 | 5 | 6 (PRODUCT LEVEL) | |
| | 1 | 1 | 7E-7093 | 2 | GASKET | | | | | | |
| | 2 | 1 | 1B-2886 | 4 | BOLT (1/2-13X3.75-IN) | | | | | | |
| | 3 | 1 | 5P-8245 | 4 | WASHER-HARD (13.5X25.5X3-MM THK) | | | | | | |
| | 4 | 1 | 124-5833 | 1 | ADAPTER | | | | | | |
| | 5 | 1 | 124-5834 | 1 | ADAPTER | | | | | | |
| | 6 | 1 | 3B-7749 | 2 | NIPPLE-PIPE | | | | | | |
| | 7 | 1 | 124-3696 | 4 | ADAPTER | | | | | | |
| | 8 | 1 | 134-2594 | 4 | VALVE | | | | | | |
| | 9 | 1 | 4P-3117 | 2 | VALVE-BALL (TURBOCHARGER DRAIN) | | | | | | |
| | 10 | 1 | 8C-9024 | 2 | FITTING AS | | | | | | |
| | 11 | 1 | 125-2422 | 4 | FITTING | | | | | | |

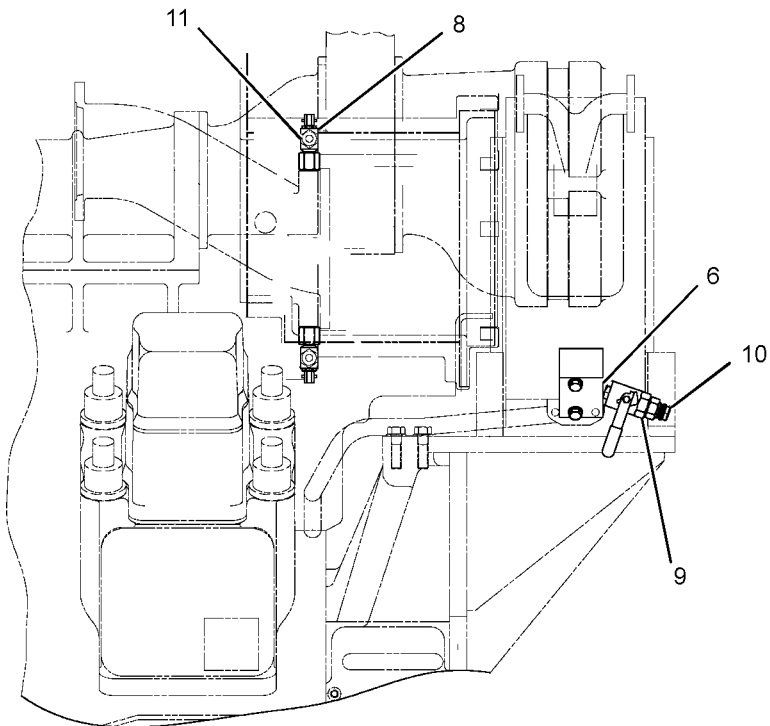
COOLING SYSTEM

134-2798 LINES GP-WATER (contd.)

i02526251



REAR VIEW



LEFT SIDE VIEW

<END>

GRAPHIC #1

g01264079

COOLING SYSTEM

134-6341 LINES GP-WATER-JACKET (CHG -00 THRU -03)

SMCS-1355, 1380, 1393

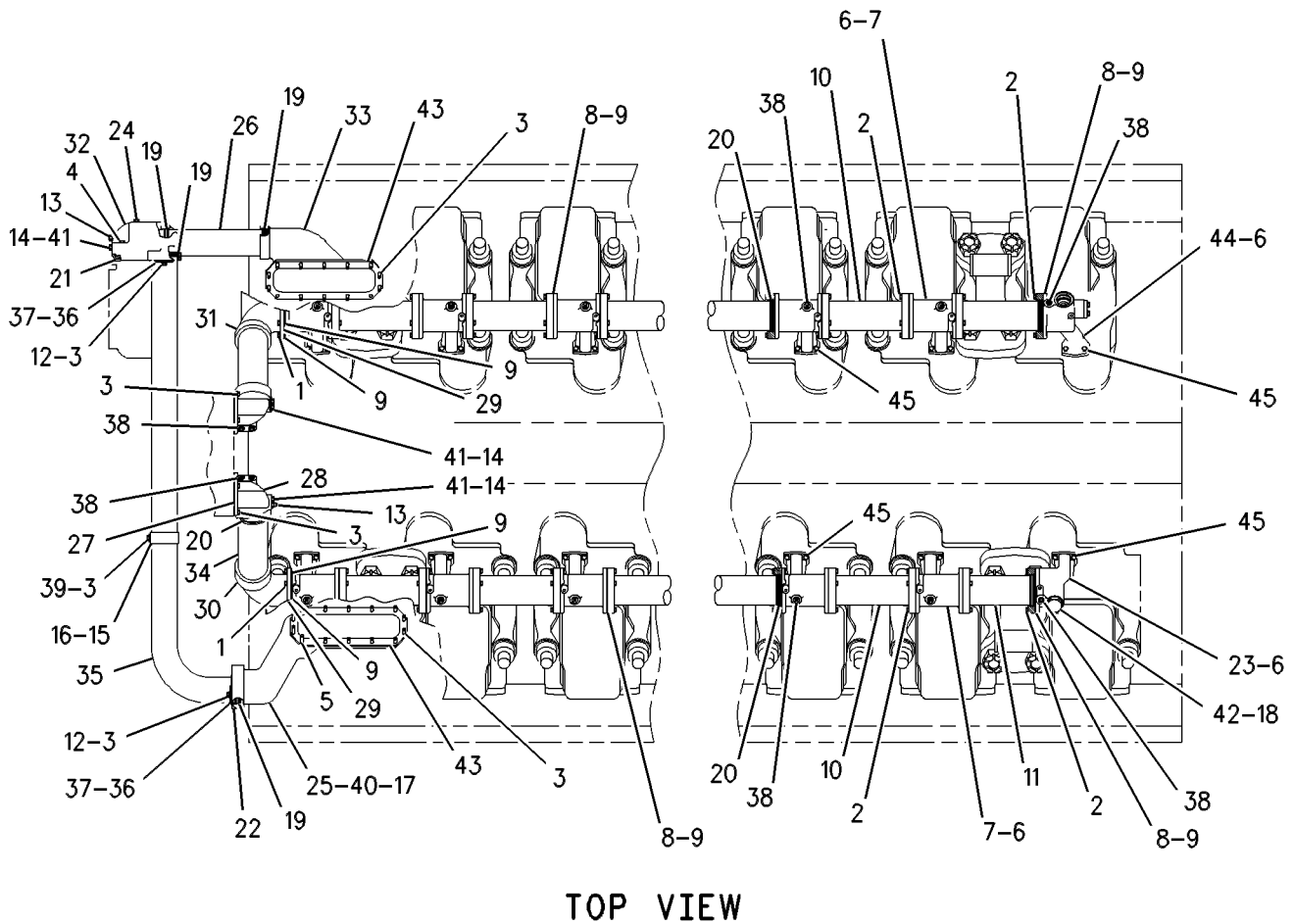
i01608438

| NOTE | REF NO | GRAPHIC REF | PART NUMBER | QTY | PART NAME | | | | | | SEE PAGE |
|------|--------|-------------|-------------|-----|------------------------------------|---|---|---|---|-------------------|----------|
| | | | | | 1 | 2 | 3 | 4 | 5 | 6 (PRODUCT LEVEL) | |
| | 1 | 1 | 0S-1588 | 8 | BOLT (3/8-16X1.25-IN) | | | | | | |
| | 2 | 1 | 0S-1591 | 112 | BOLT (3/8-16X1.5-IN) | | | | | | |
| | 3 | 1 | 0S-1594 | 37 | BOLT (3/8-16X1-IN) | | | | | | |
| | 4 | 1 | 0T-0573 | 3 | BOLT (3/8-16X2.75-IN) | | | | | | |
| | 5 | 1 | 1A-5964 | 4 | BOLT (3/8-16X4.5-IN) | | | | | | |
| | 6 | 1 | 2N-0475 | 16 | SEAL-O-RING | | | | | | |
| | 7 | 1 | 2W-4555 | 14 | MANIFOLD-WATER | | | | | | |
| | 8 | 1 | 2W-5022 | 28 | FLANGE | | | | | | |
| | 9 | 1 | 2W-5023 | 32 | GASKET | | | | | | |
| | 10 | 1 | 2W-5031 | 13 | TUBE | | | | | | |
| | 11 | 1 | 2W-5032 | 1 | TUBE | | | | | | |
| | 12 | 1 | 3V-3308 | 4 | WASHER-HARD (10.2X20.5X2.5-MM THK) | | | | | | |
| | 13 | 1 | 5P-3591 | 2 | ADAPTER GP-PROBE | | | | | | |
| | | | | | (EACH INCLUDES) | | | | | | |
| | | 1 | 3J-1907 | 1 | SEAL-O-RING | | | | | | |
| | | 1 | 5P-2719 | 1 | SEAL-PROBE | | | | | | |
| | | 1 | 9F-2247 | 1 | PLUG-PIPE | | | | | | |
| | 14 | 1 | 6V-3250 | 4 | SEAL-O-RING | | | | | | |
| | 15 | 1 | 6V-4356 | 1 | CLIP (SLOT) | | | | | | |
| | 16 | 1 | 6V-4357 | 1 | CLIP (TAB) | | | | | | |
| | 17 | 1 | 6V-5063 | 1 | SEAL-O-RING | | | | | | |
| | 18 | 1 | 6V-5065 | 1 | SEAL-O-RING | | | | | | |
| | 19 | 1 | 6V-5066 | 4 | SEAL-O-RING | | | | | | |
| | 20 | 1 | 6V-5139 | 32 | SEAL-O-RING | | | | | | |
| | 21 | 1 | 6V-6809 | 1 | SEAL-O-RING | | | | | | |
| | 22 | 1 | 7C-7480 | 1 | ORIFICE | | | | | | |
| | 23 | 1 | 7E-1424 | 1 | MANIFOLD-WATER | | | | | | |
| | 24 | 1 | 7F-3425 | 1 | BOLT (3/8-16X5.75-IN) | | | | | | |
| | 25 | 1 | 7W-2152 | 1 | ELBOW | | | | | | |
| | 26 | 1 | 7W-2493 | 1 | TUBE | | | | | | |
| | 27 | 1 | 7W-3270 | 2 | GASKET | | | | | | |
| | 28 | 1 | 7W-3275 | 2 | ELBOW | | | | | | |
| | 29 | 1 | 7W-3446 | 2 | ORIFICE | | | | | | |
| | 30 | 1 | 7W-5841 | 1 | ELBOW (LH) | | | | | | |
| | 31 | 1 | 7W-5842 | 1 | ELBOW (RH) | | | | | | |
| | 32 | 1 | 7W-6849 | 1 | ELBOW | | | | | | |
| | 33 | 1 | 7W-6851 | 1 | ELBOW | | | | | | |
| | 34 | 1 | 7W-6947 | 2 | TUBE | | | | | | |
| | 35 | 1 | 153-0446 | 1 | TUBE | | | | | | |
| | 36 | 1 | 8N-3639 | 4 | RETAINER | | | | | | |
| | 37 | 1 | 8N-3640 | 2 | RING-RETAINING | | | | | | |
| | 38 | 1 | 8T-6762 | 20 | PLUG-PIPE | | | | | | |
| | 39 | 1 | 9L-9132 | 1 | WASHER (10.2X25.5X2.5-MM THK) | | | | | | |
| | 40 | 1 | 9S-4183 | 1 | PLUG-O-RING | | | | | | |
| | 41 | 1 | 9S-4191 | 4 | PLUG-O-RING | | | | | | |
| | 42 | 1 | 9S-6130 | 1 | PLUG | | | | | | |
| | 43 | 1 | 121-3874 | 2 | GASKET | | | | | | |
| | 44 | 1 | 134-5329 | 1 | MANIFOLD-WATER | | | | | | |
| | 45 | 1 | 3H-6622 | 48 | BOLT (3/8-16X1.25-IN) | | | | | | |

COOLING SYSTEM

134-6341 LINES GP-WATER (contd.)

i01608438



TOP VIEW

GRAPHIC #1

<END>

g00110287

COOLING SYSTEM

156-1014 LINES GP-WATER

(CHG -00, -01, -01D1, -01D2, -01D3, -01D4, -01D5 THRU -03, -03D1)

COMBINED

FOR USE WITH HIGH PERFORMANCE AFTERCOOLER

SMCS-1355, 1380, 1393

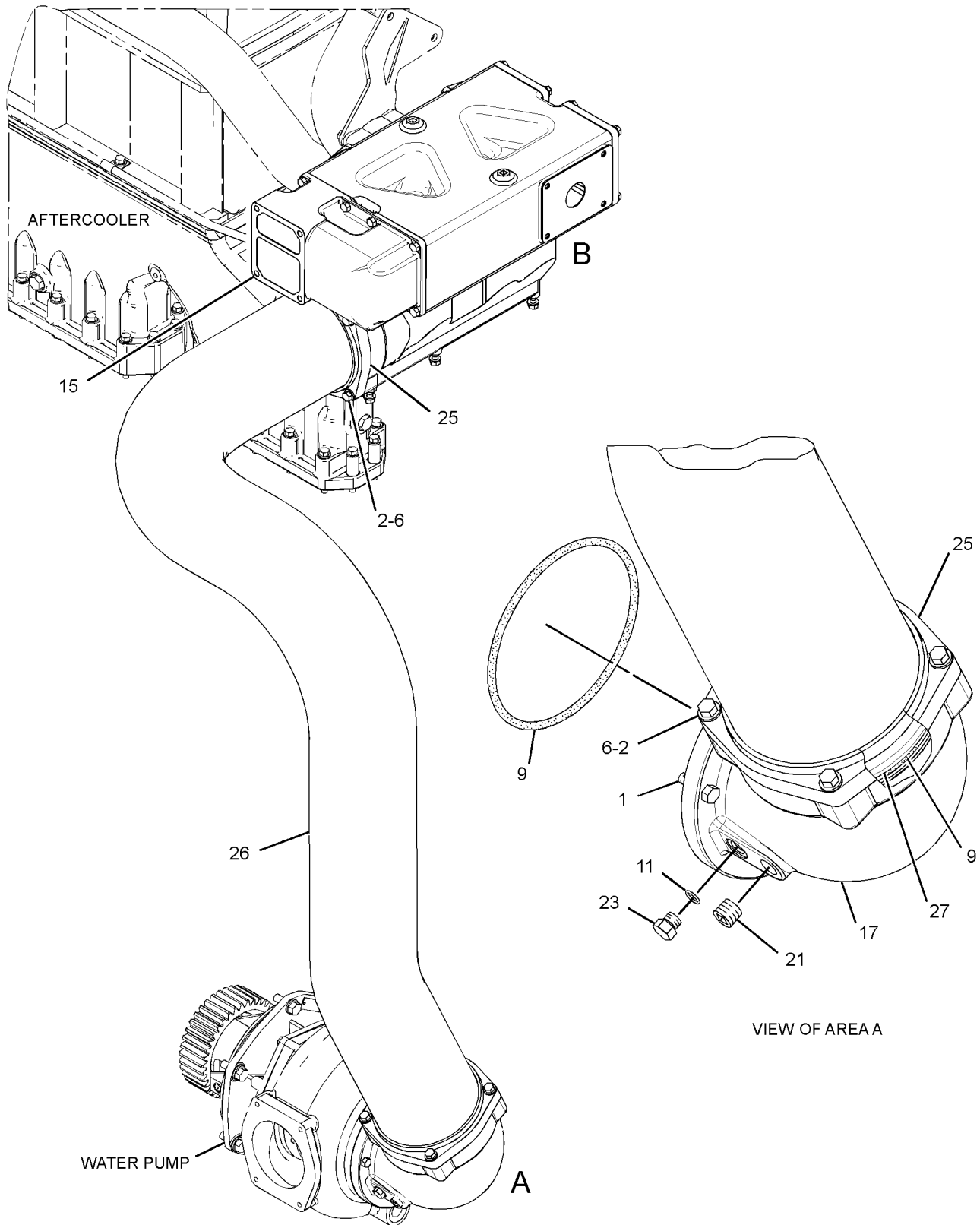
i03244754

| NOTE | REF NO | GRAPHIC REF | PART NUMBER | QTY | PART NAME | | | | | | SEE PAGE |
|------|--------|-------------|-------------|-----|------------------------------------|---|---|---|---|-------------------|----------|
| | | | | | 1 | 2 | 3 | 4 | 5 | 6 (PRODUCT LEVEL) | |
| | 1 | 1,2 | 0S-1588 | 12 | BOLT (3/8-16X1.25-IN) | | | | | | |
| | 2 | 1 | 2A-4639 | 8 | BOLT (3/8-16X1.625-IN) | | | | | | |
| | 3 | 2 | 0S-1594 | 8 | BOLT (3/8-16X1-IN) | | | | | | |
| | 4 | 2 | 1A-2029 | 6 | BOLT (3/8-16X1.125-IN) | | | | | | |
| | 5 | 2 | 3S-9643 | 6 | SEAL-LIP TYPE | | | | | | |
| | 6 | 1,2 | 3V-3308 | 16 | WASHER-HARD (10.2X20.5X2.5-MM THK) | | | | | | |
| | 7 | 2 | 4P-9224 | 1 | COVER | | | | | | |
| | 8 | 2 | 5M-1719 | 8 | STUD-TAPERLOCK (3/8-16X1.87-IN) | | | | | | |
| | 9 | 1,2 | 5P-6619 | 3 | SEAL-O-RING | | | | | | |
| | 10 | 2 | 198-3427 | 6 | REGULATOR-WATER TEMPERATURE | | | | | | |
| | 11 | 1 | 6V-3250 | 1 | SEAL-O-RING | | | | | | |
| | 12 | 2 | 7W-2022 | 1 | HOUSING | | | | | | |
| | 13 | 2 | 7W-3269 | 5 | GASKET | | | | | | |
| | 14 | 2 | 7W-3271 | 1 | COVER | | | | | | |
| | 15 | 1 | 7W-3272 | 1 | GASKET | | | | | | |
| | 16 | 2 | 7W-5767 | 1 | HOUSING-REGULATOR | | | | | | |
| | 17 | 1 | 7W-5843 | 1 | ELBOW | | | | | | |
| | 18 | 2 | 7W-6408 | 1 | COVER | | | | | | |
| | 19 | 2 | 7W-6940 | 1 | GASKET | | | | | | |
| | 20 | 2 | 7W-9755 | 1 | ORIFICE | | | | | | |
| | 21 | 1,2 | 8T-6762 | 3 | PLUG-PIPE | | | | | | |
| | 22 | 2 | 8T-6765 | 1 | PLUG-PIPE | | | | | | |
| | 23 | 1 | 9S-4191 | 1 | PLUG-O-RING | | | | | | |
| | 24 | 2 | 9S-8752 | 8 | NUT-FULL (3/8-16-THD) | | | | | | |
| | 25 | 1 | 102-1403 | 2 | FLANGE | | | | | | |
| | 26 | 1 | 120-3954 | 1 | TUBE AS | | | | | | |
| | 27 | 1,2 | 138-1269 | 4 | SPACER | | | | | | |
| | 30 | 2 | 5M-2894 | 6 | WASHER-HARD (10.2X18.5X2.5-MM THK) | | | | | | |

COOLING SYSTEM

156-1014 LINES GP-WATER (contd.)

i03244754



REFER TO ALL ILLUSTRATIONS OF THIS GROUP FOR AUXILIARY VIEWS

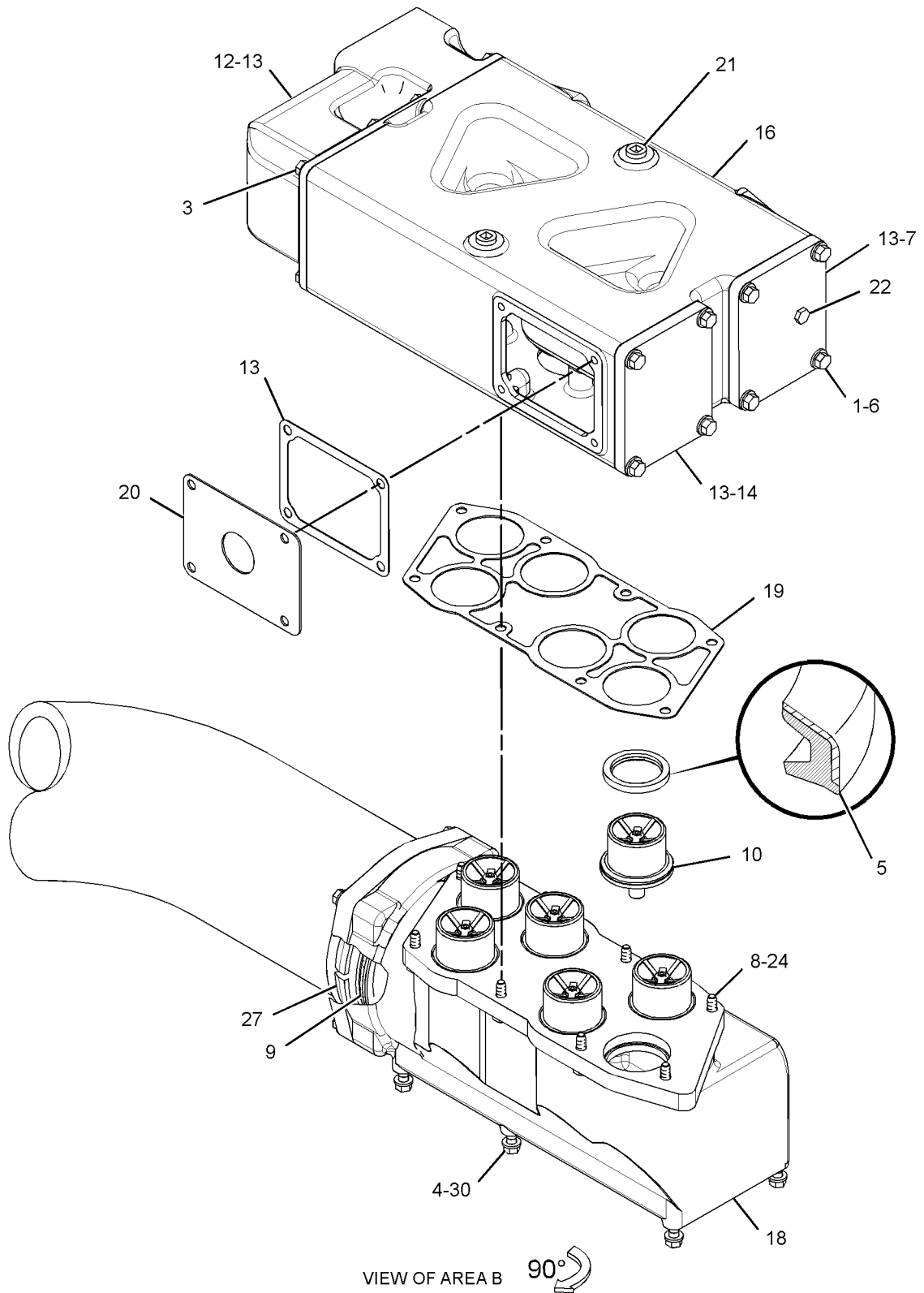
GRAPHIC #1

g01648613

COOLING SYSTEM

156-1014 LINES GP-WATER (contd.)

i03244754



VIEW OF AREA B



<END>

GRAPHIC #2

g01650420

COOLING SYSTEM

156-1015 LINES GP-WATER (CHG -01 THRU -03)

TRIPLE OIL COOLER

FOR USE WITH HIGH PERFORMANCE AFTERCOOLER

SMCS-1355, 1380, 1393

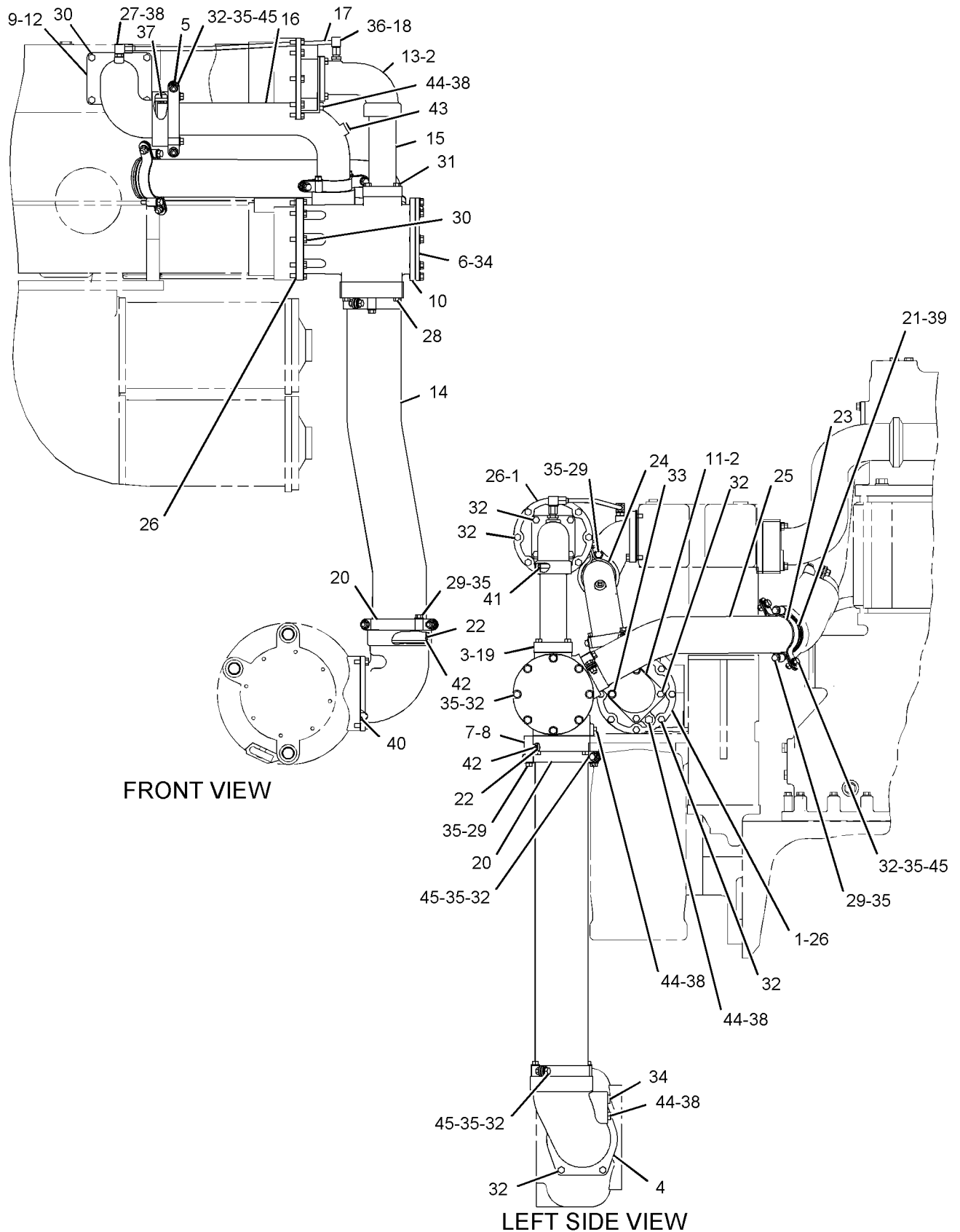
i02094615

| NOTE | REF NO | GRAPHIC REF | PART NUMBER | QTY | PART NAME | | | | | | SEE PAGE |
|------|--------|-------------|-------------|-----|------------------------------------|---|---|---|---|-------------------|----------|
| | | | | | 1 | 2 | 3 | 4 | 5 | 6 (PRODUCT LEVEL) | |
| | 1 | 1 | 1W-3785 | 2 | BONNET-OIL COOLER | | | | | | |
| | 2 | 1 | 1W-4067 | 2 | GASKET | | | | | | |
| | 3 | 1 | 4F-4873 | 1 | GASKET | | | | | | |
| | 4 | 1 | 7E-5482 | 1 | ELBOW | | | | | | |
| | 5 | 1 | 7E-7209 | 2 | RING-RETAINING | | | | | | |
| | 6 | 1 | 7S-8420 | 1 | COVER-HYDRAULIC PUMP | | | | | | |
| | 7 | 1 | 7W-2018 | 1 | GASKET | | | | | | |
| | 8 | 1 | 7W-2026 | 1 | FLANGE | | | | | | |
| | 9 | 1 | 7W-3269 | 1 | GASKET | | | | | | |
| | 10 | 1 | 7W-5487 | 1 | BONNET | | | | | | |
| | 11 | 1 | 7W-5526 | 1 | ELBOW | | | | | | |
| | 12 | 1 | 7W-5527 | 1 | ELBOW | | | | | | |
| | 13 | 1 | 7W-5845 | 1 | ELBOW | | | | | | |
| | 14 | 1 | 7W-6945 | 1 | TUBE | | | | | | |
| | 15 | 1 | 7W-6946 | 1 | TUBE | | | | | | |
| | 16 | 1 | 7W-6949 | 1 | TUBE | | | | | | |
| | 17 | 1 | 7W-6964 | 1 | TUBE AS | | | | | | |
| | 18 | 1 | 8N-9071 | 1 | VALVE AS | | | | | | |
| | | 1 | 8N-9072 | 1 | BODY-VALVE | | | | | | |
| | | 1 | 7N-7688 | 1 | FERRULE | | | | | | |
| | | 1 | 9M-5590 | 1 | BALL | | | | | | |
| | 19 | 1 | 9Y-1373 | 1 | FLANGE | | | | | | |
| | 20 | 1 | 108-6169 | 4 | CLAMP AS | | | | | | |
| | 21 | 1 | 110-0096 | 2 | RING | | | | | | |
| | 22 | 1 | 110-0097 | 2 | RING | | | | | | |
| | 23 | 1 | 122-1148 | 4 | CLAMP AS | | | | | | |
| | 24 | 1 | 124-6333 | 4 | CLAMP AS | | | | | | |
| | 25 | 1 | 130-1287 | 1 | TUBE | | | | | | |
| | 26 | 1 | 247-3796 | 3 | GASKET | | | | | | |
| | 27 | 1 | 030-7947 | 1 | ELBOW | | | | | | |
| | 28 | 1 | 0L-2070 | 4 | BOLT (3/8-16X2.25-IN) | | | | | | |
| | 29 | 1 | 0S-1571 | 12 | BOLT (3/8-16X1.75-IN) | | | | | | |
| | 30 | 1 | 0S-1588 | 12 | BOLT (3/8-16X1.25-IN) | | | | | | |
| | 31 | 1 | 0S-1591 | 4 | BOLT (3/8-16X1.5-IN) | | | | | | |
| | 32 | 1 | 0S-1594 | 46 | BOLT (3/8-16X1-IN) | | | | | | |
| | 33 | 1 | 0T-0065 | 2 | BOLT (3/8-16X3.5-IN) | | | | | | |
| | 34 | 1 | 1S-5772 | 1 | GASKET | | | | | | |
| | 35 | 1 | 3V-3308 | 44 | WASHER-HARD (10.2X20.5X2.5-MM THK) | | | | | | |
| | 36 | 1 | 6K-9194 | 1 | ELBOW-FLARED | | | | | | |
| | 37 | 1 | 6V-1454 | 2 | SEAL-O-RING | | | | | | |
| | 38 | 1 | 6V-3250 | 5 | SEAL-O-RING | | | | | | |
| | 39 | 1 | 6V-5066 | 2 | SEAL-O-RING | | | | | | |
| | 40 | 1 | 6V-6809 | 1 | SEAL-O-RING | | | | | | |
| | 41 | 1 | 8T-1919 | 2 | SEAL-O-RING | | | | | | |
| | 42 | 1 | 8T-2903 | 2 | SEAL-O-RING | | | | | | |
| | 43 | 1 | 8T-6762 | 2 | PLUG-PIPE | | | | | | |
| | 44 | 1 | 9S-4191 | 4 | PLUG-O-RING | | | | | | |
| | 45 | 1 | 9S-8752 | 12 | NUT-FULL (3/8-16-THD) | | | | | | |

COOLING SYSTEM

156-1015 LINES GP-WATER (contd.)

i02094615



GRAPHIC #1

<END>

g01069047

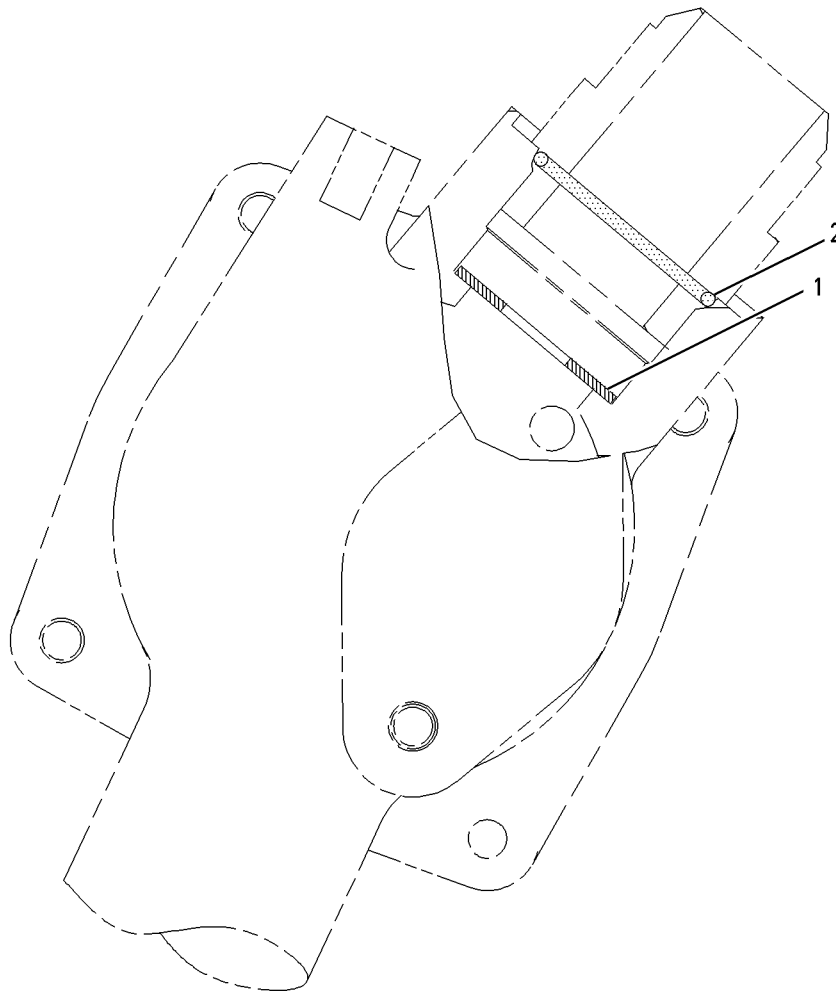
COOLING SYSTEM

134-5978 ORIFICE GP-WATER (CHG -00, -00D1, -00D2) RESIDUAL FUEL

SMCS-1380

i01611653

| NOTE | REF NO | GRAPHIC REF | PART NUMBER | QTY | PART NAME | | | | | | SEE PAGE |
|------|--------|-------------|-------------|-----|-------------|---|---|---|---|-------------------|----------|
| | | | | | 1 | 2 | 3 | 4 | 5 | 6 (PRODUCT LEVEL) | |
| | 1 | 1 | 134-5977 | 1 | ORIFICE | | | | | | |
| | 2 | 1 | 8C-0562 | 1 | SEAL-O-RING | | | | | | |



GRAPHIC #1

<END>

g00728606

COOLING SYSTEM

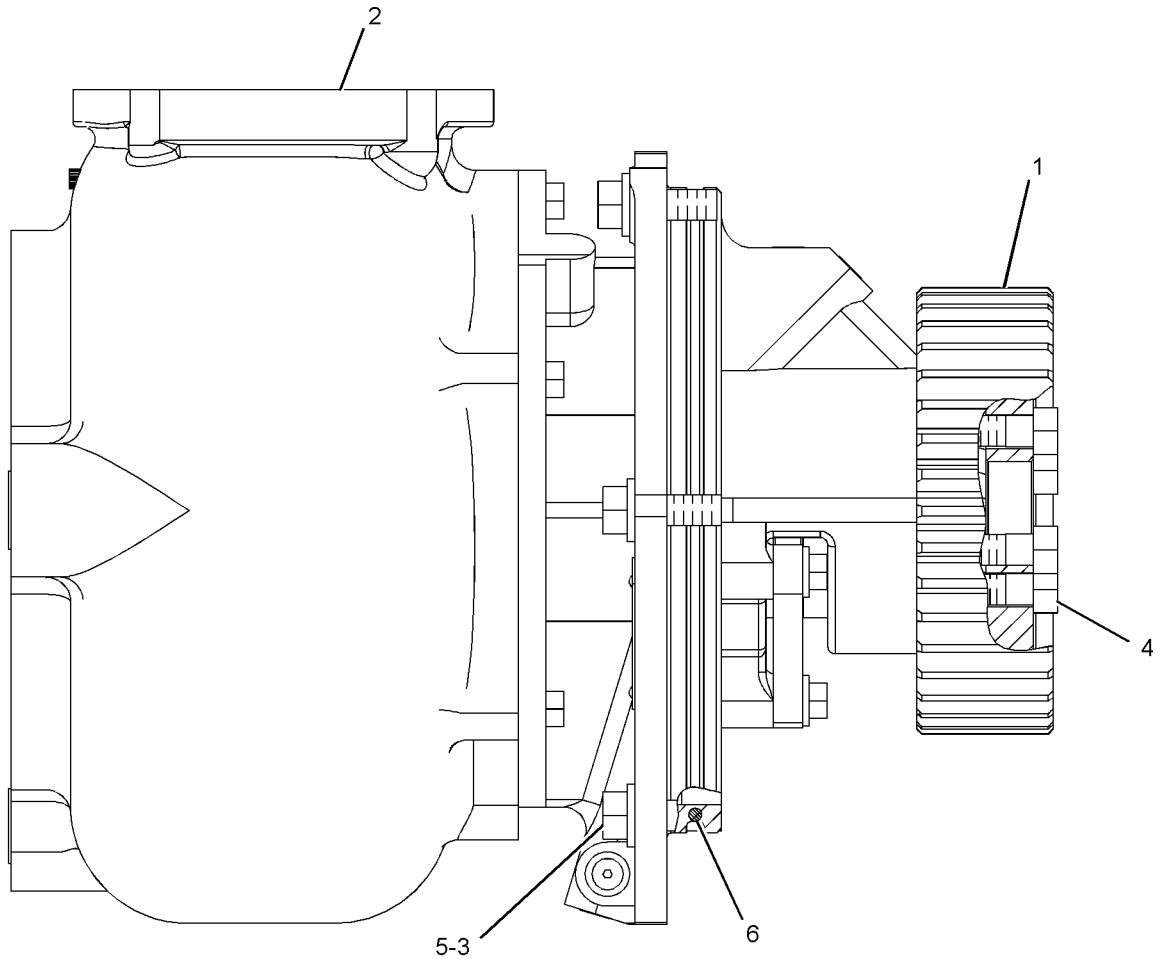
7E-8181 PUMP GP-WATER (CHG -05)

SMCS-1361

i02871950

| NOTE | REF NO | GRAPHIC REF | PART NUMBER | QTY | PART NAME | | | | | | SEE PAGE |
|------|--------|-------------|-------------|-----|----------------------------------|---|---|---|---|-------------------|----------|
| | | | | | 1 | 2 | 3 | 4 | 5 | 6 (PRODUCT LEVEL) | |
| | 1 | 1 | 7E-4365 | 1 | GEAR (38-TEETH) | | | | | | |
| YR | 2 | 1 | 304-4948 | 1 | PUMP GP-WATER | | | | | | 114 |
| | 3 | 1 | 0S-1585 | 6 | BOLT (1/2-13X1.5-IN) | | | | | | |
| | 4 | 1 | 0S-1587 | 6 | BOLT (1/2-13X1.75-IN) | | | | | | |
| | 5 | 1 | 5P-8245 | 6 | WASHER-HARD (13.5X25.5X3-MM THK) | | | | | | |
| | 6 | 1 | 6V-7701 | 1 | SEAL-O-RING | | | | | | |

R-REMFG PART MAY BE AVAILABLE
Y-SEPARATE ILLUSTRATION



GRAPHIC #1

<END>

g01433496

COOLING SYSTEM

304-4948 PUMP GP-WATER*R (CHG -03 THRU -05) PART OF 7E-8181 PUMP GP-WATER

SMCS-1361

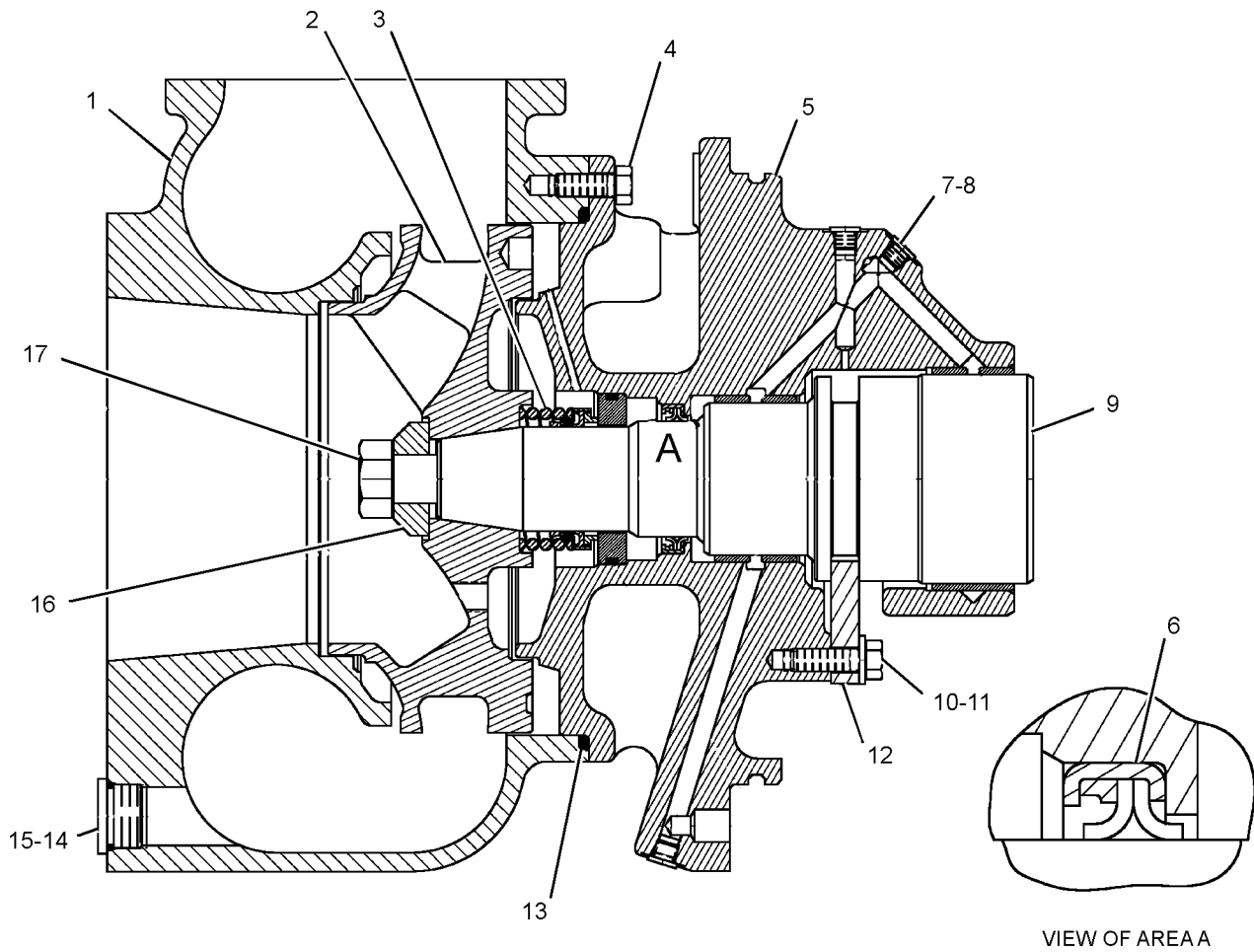
i03648060

| NOTE | REF NO | GRAPHIC REF | PART NUMBER | QTY | PART NAME | | | | | | SEE PAGE |
|------|--------|-------------|-------------|-----|------------------------------------|---|---|---|---|-------------------|----------|
| | | | | | 1 | 2 | 3 | 4 | 5 | 6 (PRODUCT LEVEL) | |
| | 1 | 1 | 7E-3173 | 1 | HOUSING-WATER PUMP | | | | | | |
| | 2 | 1 | 7E-8175 | 1 | IMPELLER-PUMP | | | | | | |
| | 3 | 1 | 292-5982 | 1 | SEAL GP-FACE | | | | | | |
| | 4 | 1 | 0S-1594 | 5 | BOLT (3/8-16X1-IN) | | | | | | |
| | 5 | 1 | 208-1007 | 1 | HOUSING AS | | | | | | |
| | | 1 | 188-0449 | 2 | BUSHING | | | | | | |
| | | 1 | 188-0450 | 2 | BUSHING | | | | | | |
| | 6 | 1 | 7E-4356 | 1 | SEAL-LIP TYPE | | | | | | |
| | 7 | 1 | 5P-7813 | 4 | SEAL-O-RING | | | | | | |
| | 8 | 1 | 9S-8007 | 4 | PLUG | | | | | | |
| | 9 | 1 | 208-0327 | 1 | SHAFT | | | | | | |
| | 10 | 1 | 0S-1588 | 3 | BOLT (3/8-16X1.25-IN) | | | | | | |
| | 11 | 1 | 3V-3308 | 3 | WASHER-HARD (10.2X20.5X2.5-MM THK) | | | | | | |
| | 12 | 1 | 1W-2828 | 1 | WASHER-THRUST | | | | | | |
| | 13 | 1 | 134-5958 | 1 | SEAL-O-RING | | | | | | |
| | 14 | 1 | 6V-5063 | 3 | SEAL-O-RING | | | | | | |
| | 15 | 1 | 9S-8008 | 3 | PLUG-O-RING | | | | | | |
| | 16 | 1 | 4W-0234 | 1 | WASHER (20.5X48X15-MM THK) | | | | | | |
| | 17 | 1 | 3B-2968 | 1 | BOLT (3/4-10X3.5-IN) | | | | | | |

COOLING SYSTEM

304-4948 PUMP GP-WATER (contd.)

i03648060



GRAPHIC #1

<END>

g01958198

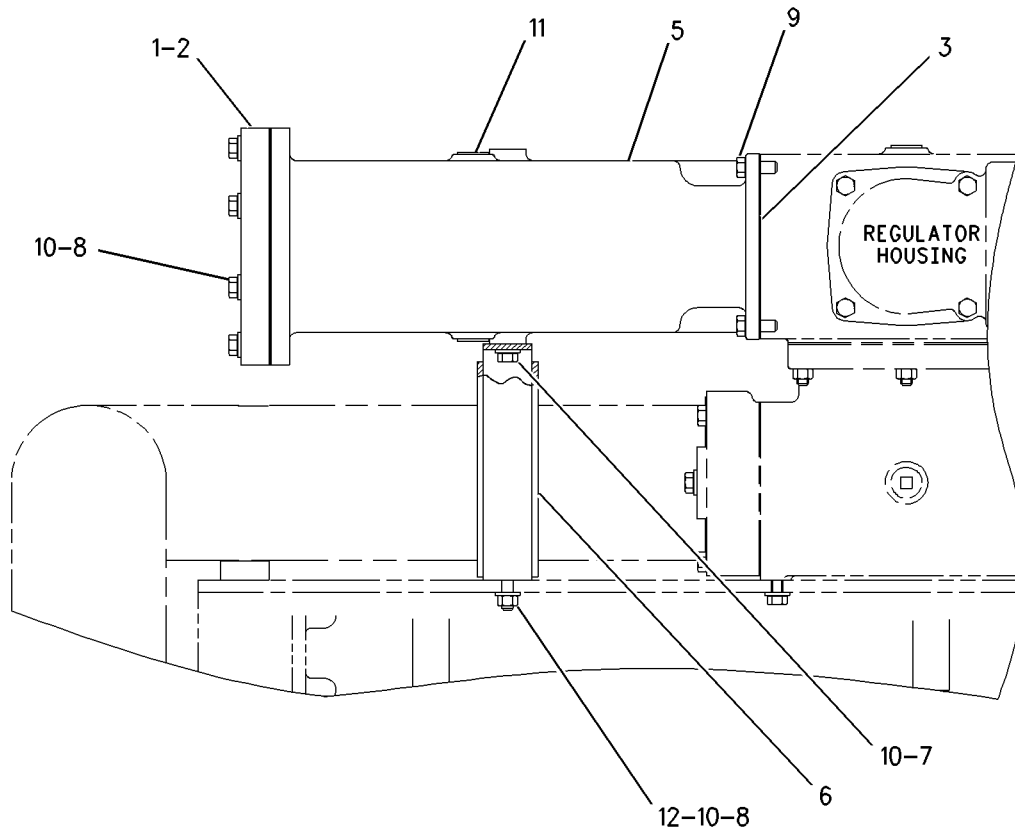
COOLING SYSTEM

215-6467 SEPARATOR GP-AIR (CHG -00, -00D1)

SMCS-139S

i01658368

| NOTE | REF NO | GRAPHIC REF | PART NUMBER | QTY | PART NAME | | | | | | SEE PAGE |
|------|--------|-------------|-------------|-----|------------------------------------|---|---|---|---|-------------------|----------|
| | | | | | 1 | 2 | 3 | 4 | 5 | 6 (PRODUCT LEVEL) | |
| | 1 | 1 | 1S-5772 | 1 | GASKET | | | | | | |
| | 2 | 1 | 7N-7009 | 1 | FLANGE | | | | | | |
| | 3 | 1 | 7W-3269 | 2 | GASKET | | | | | | |
| | 5 | 1 | 9Y-0250 | 1 | SEPARATOR-AIR | | | | | | |
| | 6 | 1 | 172-6411 | 1 | SUPPORT AS | | | | | | |
| | 7 | 1 | 0L-1351 | 1 | BOLT (3/8-16X0.875-IN) | | | | | | |
| | 8 | 1 | 0S-1571 | 9 | BOLT (3/8-16X1.75-IN) | | | | | | |
| | 9 | 1 | 0S-1594 | 8 | BOLT (3/8-16X1-IN) | | | | | | |
| | 10 | 1 | 3V-3308 | 11 | WASHER-HARD (10.2X20.5X2.5-MM THK) | | | | | | |
| | 11 | 1 | 8T-6762 | 3 | PLUG-PIPE | | | | | | |
| | 12 | 1 | 9S-8752 | 1 | NUT-FULL (3/8-16-THD) | | | | | | |



GRAPHIC #1

<END>

g00855959

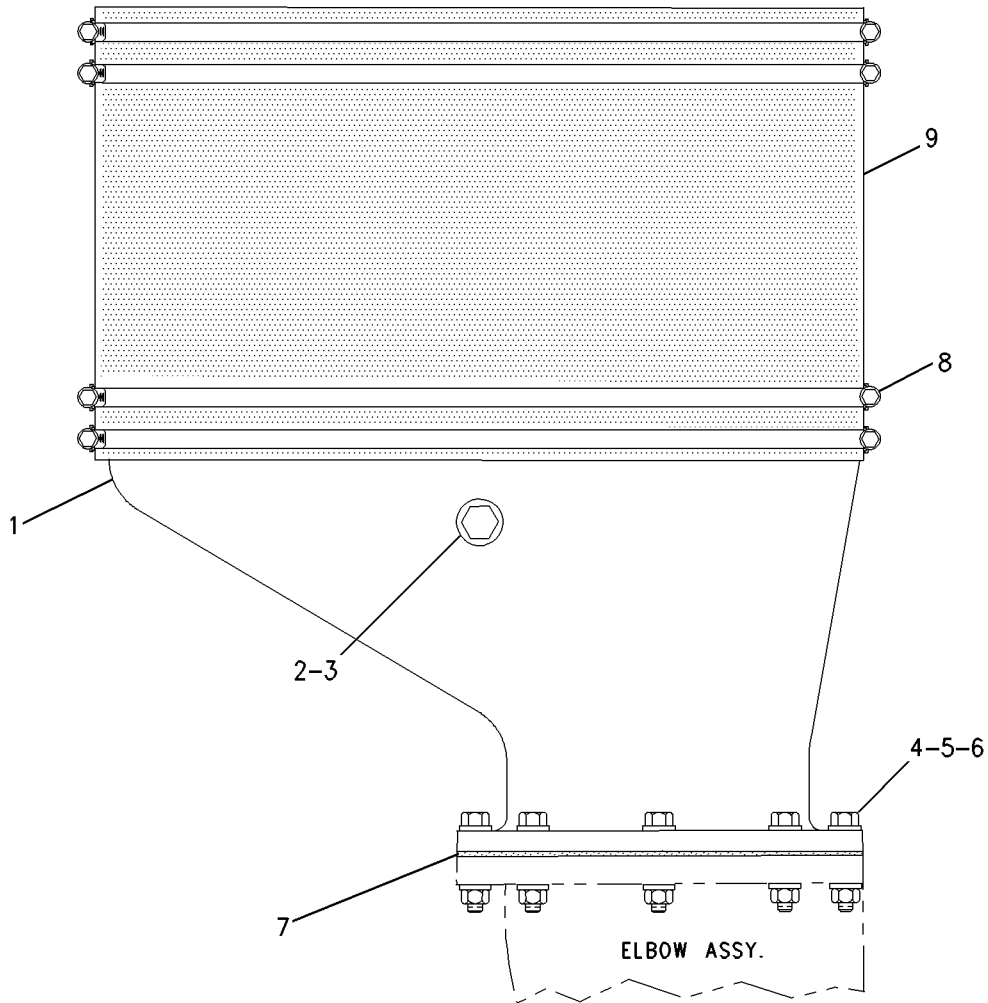
AIR INLET AND EXHAUST SYSTEM

4W-3618 ADAPTER GP-AIR CLEANER (CHG -02 THRU -04)

SMCS-1051

i01494476

| NOTE | REF NO | GRAPHIC REF | PART NUMBER | QTY | PART NAME | | | | | | SEE PAGE |
|------|--------|-------------|-------------|-----|----------------------------------|---|---|---|---|-------------------|----------|
| | | | | | 1 | 2 | 3 | 4 | 5 | 6 (PRODUCT LEVEL) | |
| | 1 | 1 | 4W-5120 | 1 | ADAPTER | | | | | | |
| | 2 | 1 | 9S-4191 | 1 | PLUG-O-RING | | | | | | |
| | 3 | 1 | 6V-5049 | 1 | SEAL-O-RING | | | | | | |
| | 4 | 1 | 5L-4398 | 16 | BOLT (1/2-13X2.25-IN) | | | | | | |
| | 5 | 1 | 5P-8245 | 32 | WASHER-HARD (13.5X25.5X3-MM THK) | | | | | | |
| | 6 | 1 | 1F-7958 | 16 | NUT-FULL (1/2-13-THD) | | | | | | |
| | 7 | 1 | 2W-9281 | 1 | GASKET | | | | | | |
| | 8 | 1 | 116-8535 | 8 | CLAMP | | | | | | |
| | 9 | 1 | 4W-3637 | 1 | HOSE | | | | | | |



GRAPHIC #1

<END>

g00777609

AIR INLET AND EXHAUST SYSTEM

1W-9874 ADAPTER GP-EXHAUST DIFFUSER

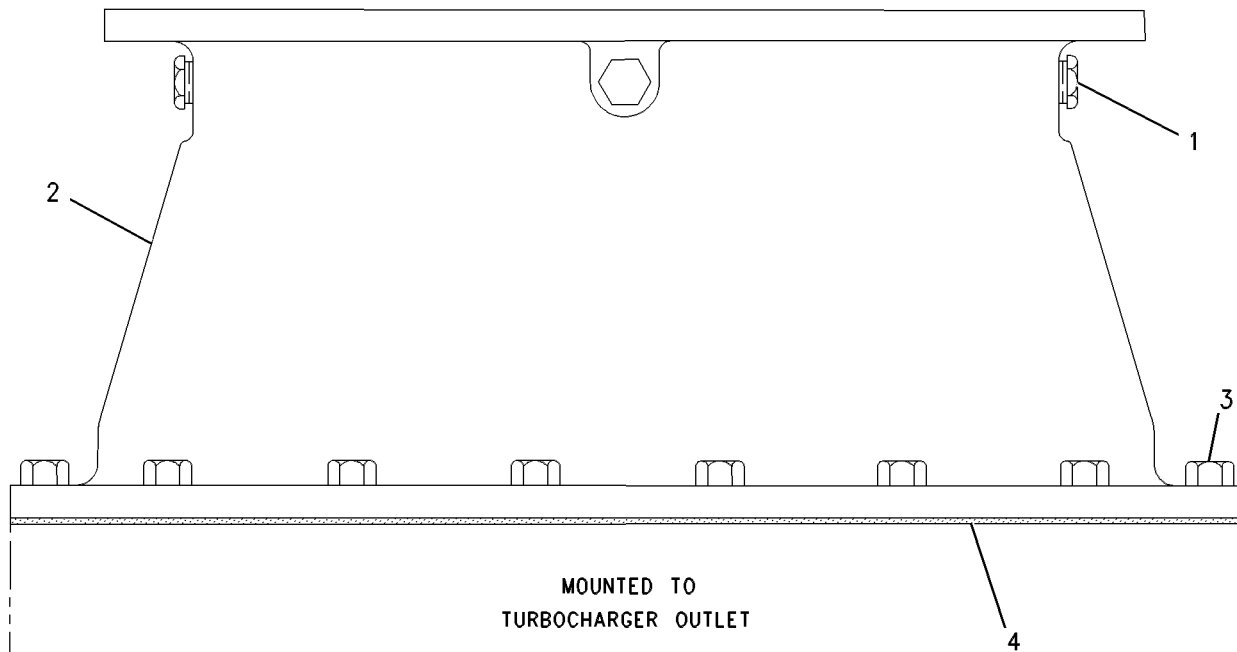
(CHG -05 THRU -11, -11D1, -11D2, -11D3, -11D4)

TURBO OUTLET SIZE 355.6MM (14IN)

SMCS-1061

i02345192

| NOTE | REF NO | GRAPHIC REF | PART NUMBER | QTY | PART NAME | | | | | | SEE PAGE |
|------|--------|-------------|-------------|-----|--------------------------------|---|---|---|---|-------------------|----------|
| | | | | | 1 | 2 | 3 | 4 | 5 | 6 (PRODUCT LEVEL) | |
| | 1 | 1 | 4J-4382 | 4 | PLUG-PIPE | | | | | | |
| | 2 | 1 | 2W-4367 | 1 | ADAPTER-EXHAUST (TURBO OUTLET) | | | | | | |
| | 3 | 1 | 0S-1595 | 18 | BOLT (1/2-13X1.25-IN) | | | | | | |
| | 4 | 1 | 2W-0439 | 1 | GASKET | | | | | | |



GRAPHIC #1

<END>

g00108145

AIR INLET AND EXHAUST SYSTEM

179-9333 AFTERCOOLER GP-WATER (CHG -10) REAR MOUNTED TURBO

SMCS-1063

i03854270

| NOTE | REF NO | GRAPHIC REF | PART NUMBER | QTY | PART NAME | | | | | | SEE PAGE |
|------|--------|-------------|-------------|-----|-------------------------------------|---|---|---|---|-------------------|----------|
| | | | | | 1 | 2 | 3 | 4 | 5 | 6 (PRODUCT LEVEL) | |
| | 1 | 1 | 1W-6963 | 2 | GASKET | | | | | | |
| | 2 | 1 | 4W-0530 | 4 | RING-RETAINING | | | | | | |
| | 3 | 1 | 4W-0531 | 8 | RETAINER | | | | | | |
| | 4 | 1 | 7C-9597 | 4 | FLANGE | | | | | | |
| | 5 | 1 | 8B-2026 | 8 | SPACER (0.438X0.75X1.5-IN THK) | | | | | | |
| | 6 | 3 | 8N-3640 | 1 | RING-RETAINING | | | | | | |
| | 7 | 2 | 8T-4985 | 2 | CLAMP-HOSE | | | | | | |
| | 8 | 1,3 | 8T-6766 | 6 | PLUG-PIPE | | | | | | |
| C | 9 | 2,3 | 108-6170 | 16 | CLAMP AS | | | | | | |
| | 10 | 2,3 | 110-0096 | 3 | RING | | | | | | |
| C | 11 | 2,3 | 114-9224 | 10 | SPACER (11.13X19.05X47-MM THK) | | | | | | |
| | 12 | 1 | 130-1288 | 8 | SEAL-INTEGRAL | | | | | | |
| | 13 | 1 | 131-5495 | 1 | COVER | | | | | | |
| | 14 | 1,2 | 131-5496 | 3 | GASKET | | | | | | |
| | 15 | 1,2 | 131-5497 | 3 | COVER | | | | | | |
| | 16 | 3 | 131-5498 | 1 | PLATE | | | | | | |
| | 17 | 3 | 131-5499 | 1 | FLANGE | | | | | | |
| | 18 | 3 | 131-6590 | 1 | ORIFICE | | | | | | |
| | 19 | 3 | 133-2275 | 1 | BRACKET | | | | | | |
| | 20 | 3 | 143-0337 | 3 | RETAINER | | | | | | |
| | 21 | 3 | 152-3727 | 4 | BRACKET AS | | | | | | |
| | | | | | (EACH INCLUDES) | | | | | | |
| | | 3 | 1F-0750 | 2 | NUT-WELD (3/8-16-THD) | | | | | | |
| C | 22 | 2 | 352-8978 | 2 | CORE AS-AFTERCOOLER | | | | | | |
| | 23 | 3 | 172-5635 | 4 | SEAL-O-RING | | | | | | |
| | 24 | 2 | 178-4623 | 2 | HOUSING (AFTERCOOLER) | | | | | | |
| | 25 | 1 | 193-8765 | 1 | COVER | | | | | | |
| | 26 | 1 | 193-8766 | 1 | COVER | | | | | | |
| | 27 | 1 | 222-4716 | 1 | BELLOWS AS | | | | | | |
| | 28 | 2 | 238-8860 | 1 | ELBOW | | | | | | |
| | 29 | 2 | 238-8862 | 1 | TEE | | | | | | |
| | 30 | 3 | 239-7316 | 1 | BRACKET | | | | | | |
| | 31 | 1 | 244-6576 | 1 | TUBE | | | | | | |
| | 32 | 2 | 255-5543 | 1 | TUBE | | | | | | |
| | 33 | 2 | 255-5544 | 1 | TUBE | | | | | | |
| | 34 | 2 | 263-1809 | 1 | HOSE | | | | | | |
| | 35 | 1 | 273-1176 | 1 | TEE | | | | | | |
| C | 36 | 2 | 282-2462 | 1 | BRACKET AS | | | | | | |
| | | 2 | 6K-2198 | 2 | BOSS (3/8-16X1-IN) | | | | | | |
| C | 37 | 1 | 289-5994 | 1 | TUBE AS | | | | | | |
| | 38 | 3 | 0L-1351 | 4 | BOLT (3/8-16X0.875-IN) | | | | | | |
| | 39 | 1,3 | 0S-1571 | 10 | BOLT (3/8-16X1.75-IN) | | | | | | |
| | 40 | 1,2 | 0S-1588 | 20 | BOLT (3/8-16X1.25-IN) | | | | | | |
| | 41 | 2,3 | 0S-1594 | 14 | BOLT (3/8-16X1-IN) | | | | | | |
| C | 42 | 2,3 | 0S-1619 | 10 | BOLT (3/8-16X3-IN) | | | | | | |
| C | 43 | 3 | 0T-0065 | 3 | BOLT (3/8-16X3.5-IN) | | | | | | |
| | 44 | 3 | 0T-0573 | 1 | BOLT (3/8-16X2.75-IN) | | | | | | |
| | 45 | 1 | 174-1621 | 20 | BOLT (5/8-11X13.25-IN) | | | | | | |
| C | 46 | 3 | 1B-3057 | 4 | CLIP | | | | | | |
| | 47 | 3 | 2A-4639 | 4 | BOLT (3/8-16X1.625-IN) | | | | | | |
| C | 48 | 1,2 | 2P-8430 | 1 | CONNECTOR | | | | | | |
| | 49 | 1 | 3B-1915 | 12 | BOLT (3/8-16X1.375-IN) | | | | | | |
| | 50 | 1 | 3S-0127 | 8 | BOLT-12 POINT HEAD (3/8-16X2.25-IN) | | | | | | |
| C | 51 | 1,2,3 | 3V-3308 | 181 | WASHER-HARD (10.2X20.5X2.5-MM THK) | | | | | | |
| | 52 | 1 | 5K-5552 | 112 | BOLT-LOCKING (3/8-16X3-IN) | | | | | | |
| | 53 | 1,3 | 5M-2894 | 24 | WASHER-HARD (10.2X18.5X2.5-MM THK) | | | | | | |
| | 54 | 1 | 5P-8247 | 20 | WASHER-HARD (17X32X3.5-MM THK) | | | | | | |

AIR INLET AND EXHAUST SYSTEM

179-9333 AFTERCOOLER GP-WATER (contd.)

i03854270

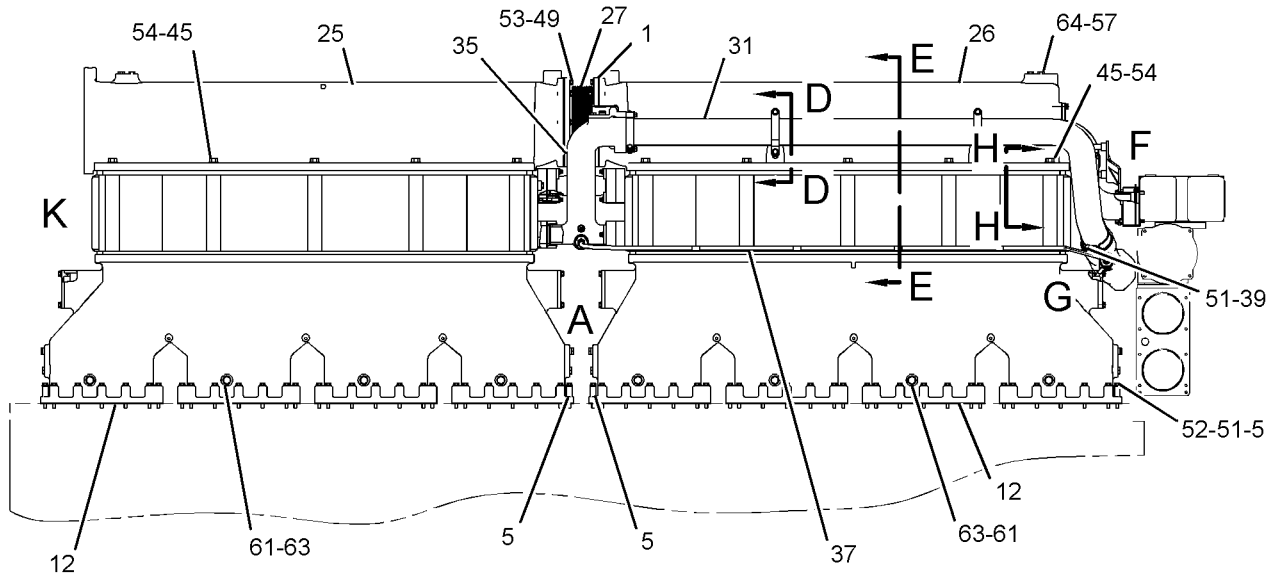
| NOTE | REF NO | GRAPHIC REF | PART NUMBER | QTY | PART NAME | | | | | | SEE PAGE |
|------|--------|-------------|----------------|-----|----------------------------------|---|---|---|---|-------------------|----------|
| | | | | | 1 | 2 | 3 | 4 | 5 | 6 (PRODUCT LEVEL) | |
| | 55 | 1,3 | 5S-9134 | 2 | SEAL-O-RING | | | | | | |
| | 56 | 1 | 6J-2680 | 4 | SEAL-O-RING | | | | | | |
| | 57 | 1,2,3 | 6V-3250 | 13 | SEAL-O-RING | | | | | | |
| | 58 | 2,3 | 6V-5066 | 4 | SEAL-O-RING | | | | | | |
| | 59 | 3 | 6V-5504 | 3 | SEAL-O-RING | | | | | | |
| | 60 | 1,2 | 7M-8485 | 2 | SEAL-O-RING | | | | | | |
| | 61 | 1 | 8L-2786 | 20 | SEAL-O-RING | | | | | | |
| | 62 | 1 | 8T-1919 | 4 | SEAL-O-RING | | | | | | |
| | 63 | 1 | 9S-4185 | 20 | PLUG-O-RING | | | | | | |
| | 64 | 1,3 | 9S-4191 | 10 | PLUG-O-RING | | | | | | |
| | 65 | 1,2 | 9S-8004 | 3 | PLUG-O-RING | | | | | | |
| | 66 | 2,3 | 9S-8752 | 6 | NUT-FULL (3/8-16-THD) | | | | | | |
| C | 67 | 3 | 9X-6458 | 3 | WASHER-HARD (10.2X22.5X3-MM THK) | | | | | | |

C-CHANGE FROM PREVIOUS TYPE

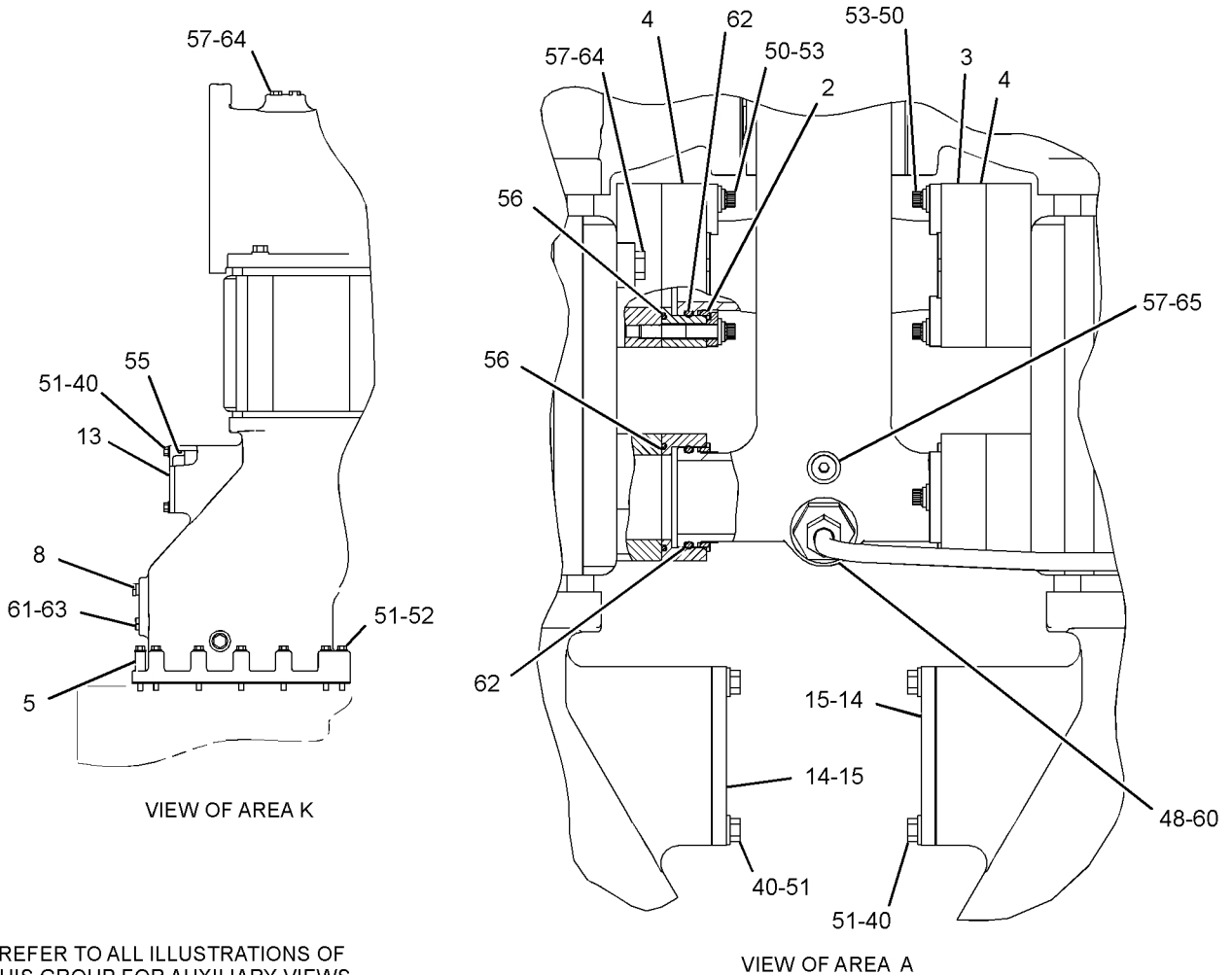
AIR INLET AND EXHAUST SYSTEM

179-9333 AFTERCOOLER GP-WATER (contd.)

i03854270



RIGHT SIDE VIEW OF ENGINE



REFER TO ALL ILLUSTRATIONS OF THIS GROUP FOR AUXILIARY VIEWS.

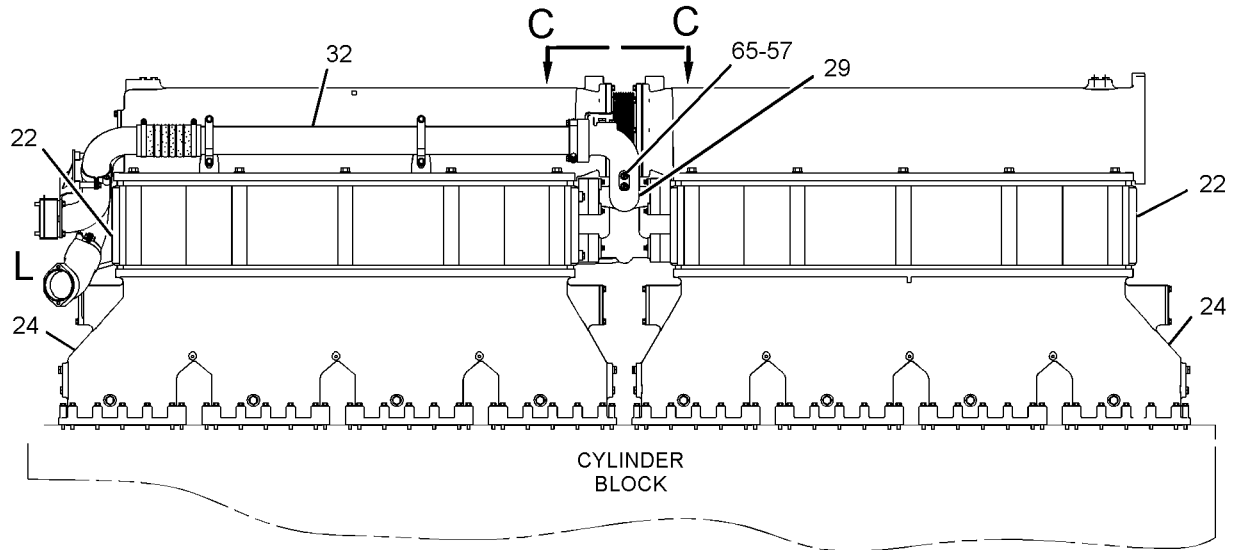
GRAPHIC #1

g01751157

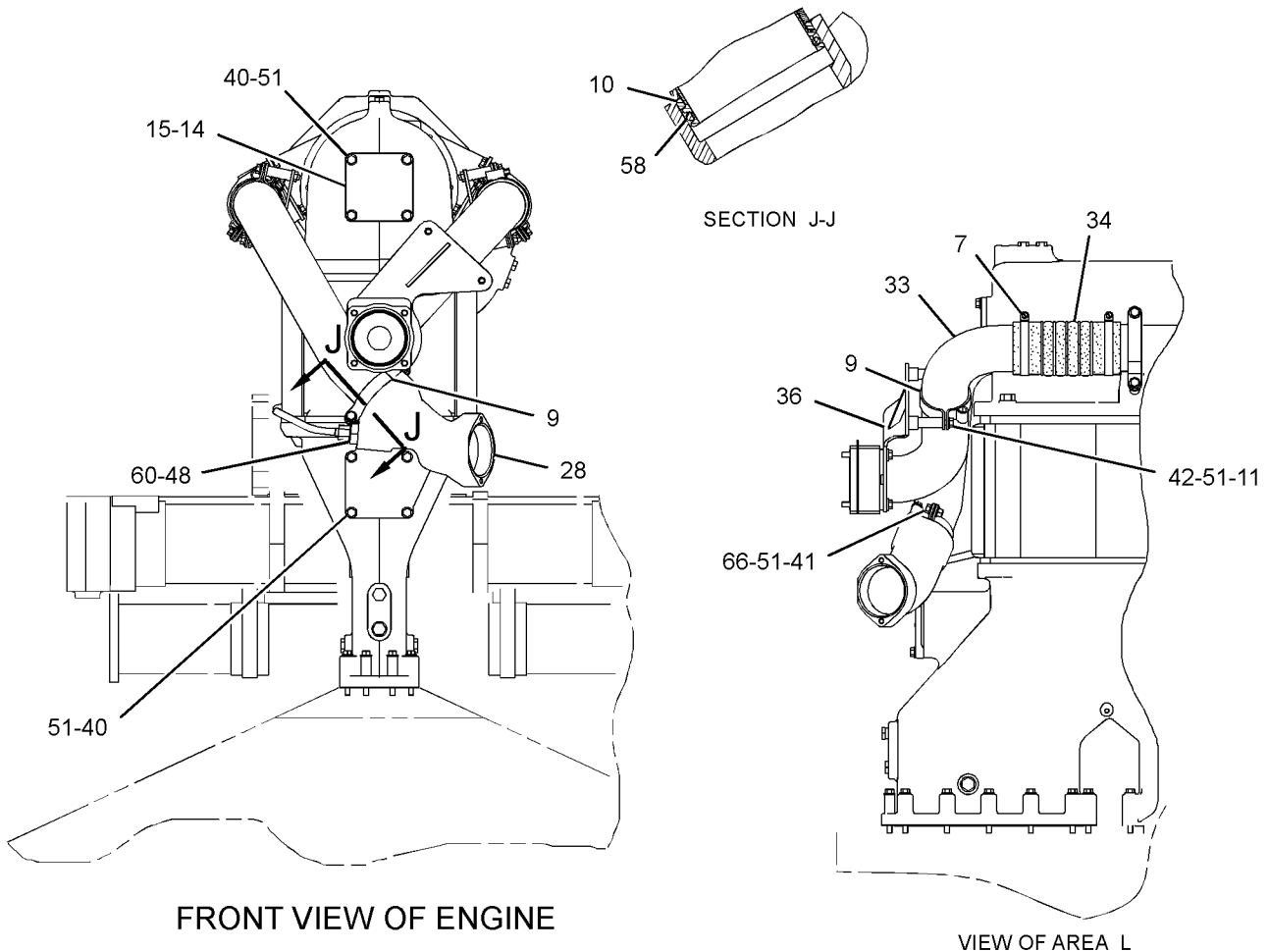
AIR INLET AND EXHAUST SYSTEM

179-9333 AFTERCOOLER GP-WATER (contd.)

i03854270



LEFT SIDE VIEW OF ENGINE



FRONT VIEW OF ENGINE

VIEW OF AREA L

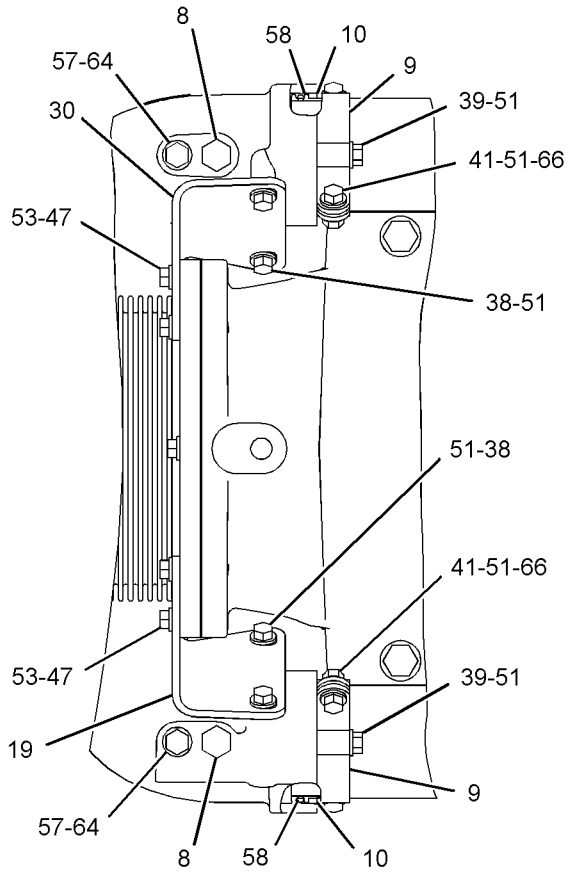
GRAPHIC #2

g01751158

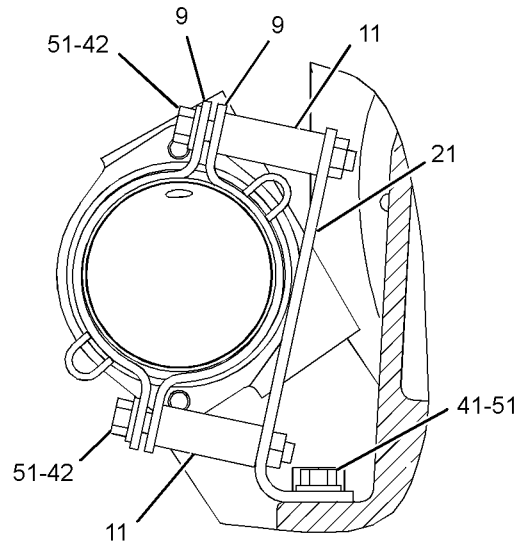
AIR INLET AND EXHAUST SYSTEM

179-9333 AFTERCOOLER GP-WATER (contd.)

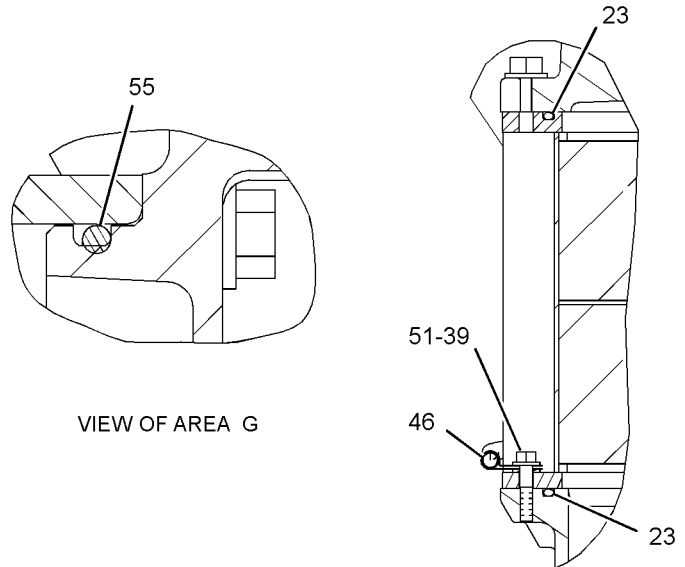
i03854270



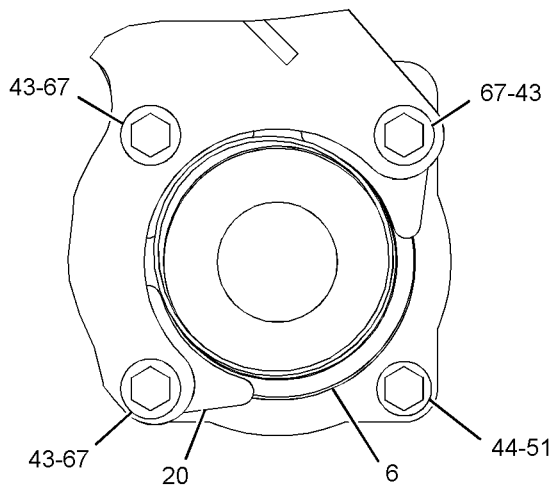
VIEW C-C



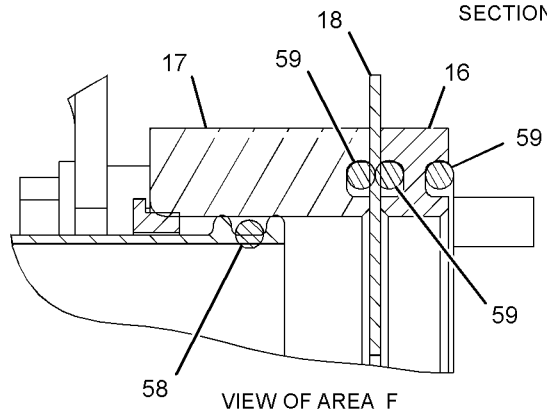
SECTION D-D



SECTION E-E



SECTION H-H



VIEW OF AREA F

GRAPHIC #3

<END>

g01751160

AIR INLET AND EXHAUST SYSTEM

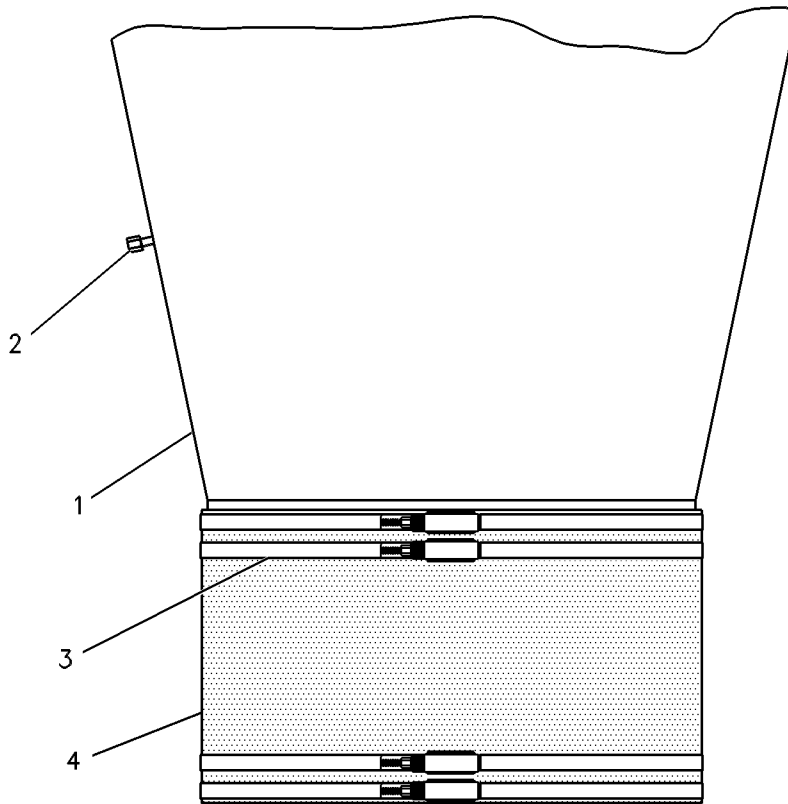
132-9327 AIR CLEANER GP (CHG -00) TWO-ELEMENT HORIZONTAL

SMCS-1051, 1054

i00078873

| NOTE | REF NO | GRAPHIC REF | PART NUMBER | QTY | PART NAME | | | | | | SEE PAGE |
|------|--------|-------------|-------------|-----|----------------|---|---|---|---|-------------------|----------|
| | | | | | 1 | 2 | 3 | 4 | 5 | 6 (PRODUCT LEVEL) | |
| Y | 1 | 1 | 132-9331 | 1 | AIR CLEANER GP | | | | | | 125 |
| | 2 | 1 | 3B-7725 | 1 | CAP-PIPE | | | | | | |
| | 3 | 1 | 116-8535 | 8 | CLAMP | | | | | | |
| | 4 | 1 | 4W-3637 | 1 | HOSE | | | | | | |

Y-SEPARATE ILLUSTRATION



GRAPHIC #1

<END>

g00066904

AIR INLET AND EXHAUST SYSTEM

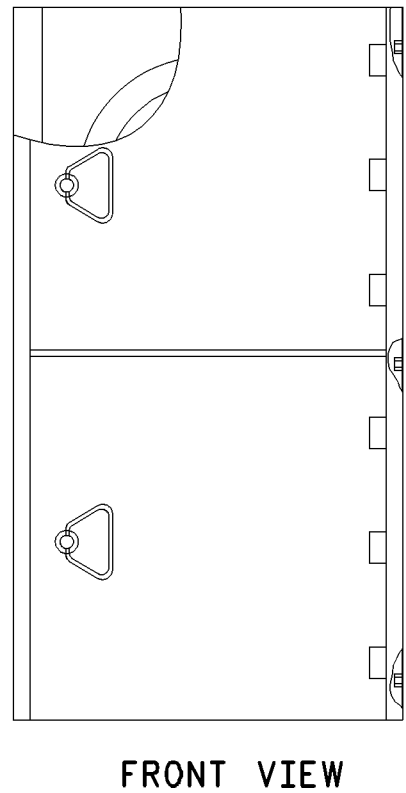
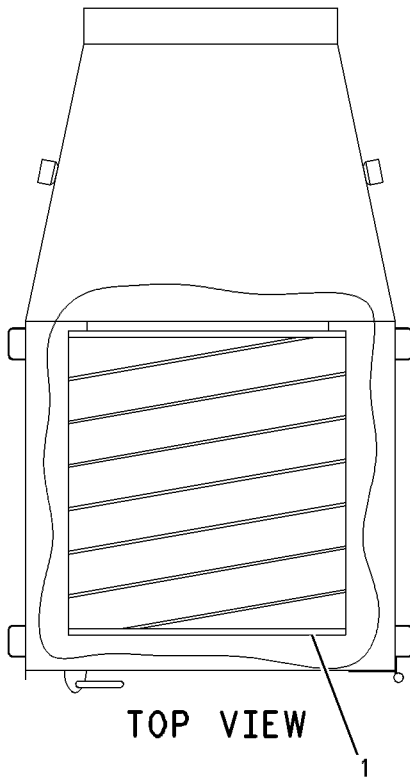
132-9331 AIR CLEANER GP (CHG -00, -01)

TWO-ELEMENT HORIZONTAL
PART OF 132-9327 AIR CLEANER GP

SMCS-1051, 1054

i01963439

| NOTE | REF NO | GRAPHIC REF | PART NUMBER | QTY | PART NAME | | | | | | SEE PAGE |
|------|--------|-------------|-------------|-----|---------------------------------|---|---|---|---|-------------------|----------|
| | | | | | 1 | 2 | 3 | 4 | 5 | 6 (PRODUCT LEVEL) | |
| | 1 | 1 | 105-9741 | 2 | FILTER ELEMENT AS-AIR (PRIMARY) | | | | | | |



GRAPHIC #1

<END>

g00110347

AIR INLET AND EXHAUST SYSTEM

116-2814 CARTRIDGE GP - TURBOCHARGER (CHG -00, -01) PART OF 115-0441 TURBOCHARGER GP

SMCS - 1053

i00072082

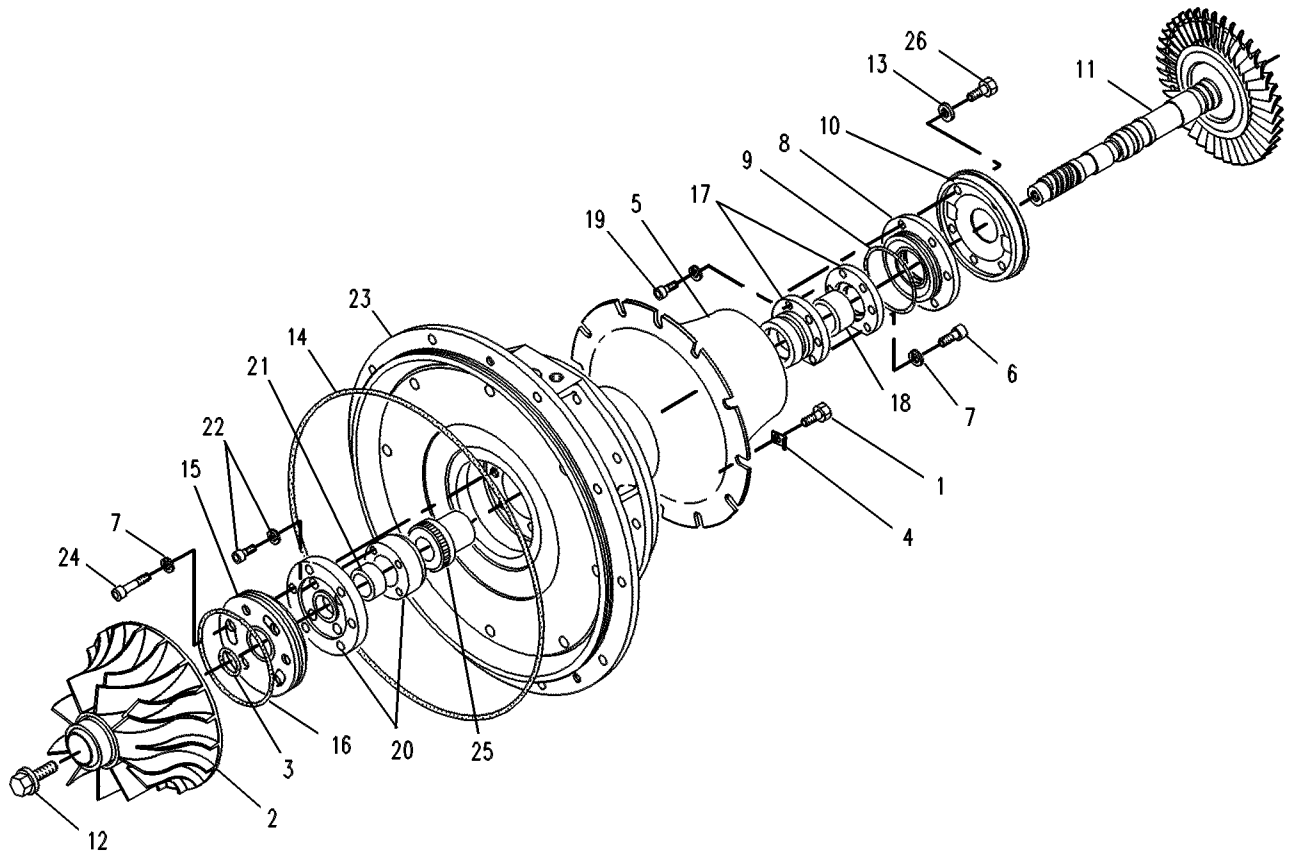
| NOTE | REF NO | GRAPHIC REF | PART NUMBER | QTY | PART NAME | | | | | | SEE PAGE |
|------|--------|-------------|-------------|-----|---------------------------------------|---|---|---|---|-------------------|----------|
| | | | | | 1 | 2 | 3 | 4 | 5 | 6 (PRODUCT LEVEL) | |
| M | 1 | 1 | 100-6772 | 12 | BOLT-HIGH TEMPERATURE (M8X1.25X16-MM) | | | | | | |
| | 2 | 1 | 7W-0341 | 1 | WHEEL AS-COMPRESSOR | | | | | | |
| | 3 | 1 | 4W-8564 | 1 | RING-SEAL | | | | | | |
| | 4 | 1 | 4W-8573 | 12 | PLATE-LOCK (0.8-MM THK) | | | | | | |
| | 5 | 1 | 4P-0372 | 1 | CONE-AIR | | | | | | |
| M | 6 | 1 | 8T-1159 | 3 | BOLT-SOCKET HEAD (M10X1.5X25-MM) | | | | | | |
| | 7 | 1 | 3B-4507 | 9 | LOCKWASHER | | | | | | |
| | 8 | 1 | 4W-7961 | 1 | COVER AS | | | | | | |
| | 9 | 1 | 4W-9032 | 1 | SEAL-O-RING | | | | | | |
| | 10 | 1 | 4P-0307 | 1 | DISC-COVER | | | | | | |
| | 11 | 1 | 118-2483 | 1 | SHAFT AS-TURBINE | | | | | | |
| | | 1 | 4W-8564 | 1 | RING-SEAL | | | | | | |
| M | 12 | 1 | 4W-9030 | 1 | BOLT (M18X1.5X31-MM) | | | | | | |
| | | 1 | 4W-8926 | 1 | WASHER (18.3X40X3.15-MM THK) | | | | | | |
| | 13 | 1 | 4W-8572 | 3 | PLATE-LOCK (1-MM THK) | | | | | | |
| | 14 | 1 | 4W-9033 | 1 | SEAL-O-RING | | | | | | |
| | 15 | 1 | 4W-8683 | 1 | COVER AS | | | | | | |
| | 16 | 1 | 4W-9031 | 1 | SEAL-O-RING | | | | | | |
| | 17 | 1 | 4W-9293 | 1 | BEARING AS (TURBINE) | | | | | | |
| | 18 | 1 | 4W-8927 | 1 | BUSHING-TERMINAL | | | | | | |
| M | 19 | 1 | 8T-0267 | 3 | BOLT-SOCKET HEAD (M6X1X12-MM) | | | | | | |
| | 20 | 1 | 4W-8561 | 1 | BEARING AS-COMPRESSOR | | | | | | |
| | 21 | 1 | 4W-8928 | 1 | BUSHING-TERMINAL | | | | | | |
| M | 22 | 1 | 8T-0267 | 4 | BOLT-SOCKET HEAD (M6X1X12-MM) | | | | | | |
| | | 1 | 3B-4504 | 4 | LOCKWASHER | | | | | | |
| | 23 | 1 | 130-0073 | 1 | HOUSING-BEARING | | | | | | |
| M | 24 | 1 | 8T-1160 | 6 | BOLT-SOCKET HEAD (M10X1.5X50-MM) | | | | | | |
| | 25 | 1 | 7C-3348 | 1 | BEARING-THRUST | | | | | | |
| M | 26 | 1 | 8C-8581 | 3 | BOLT-HIGH TEMPERATURE (M10X1.5X30-MM) | | | | | | |

M-METRIC PART

AIR INLET AND EXHAUST SYSTEM

116-2814 CARTRIDGE GP-TURBOCHARGER (contd.)

i00072082



GRAPHIC #1

<END>

g00065682

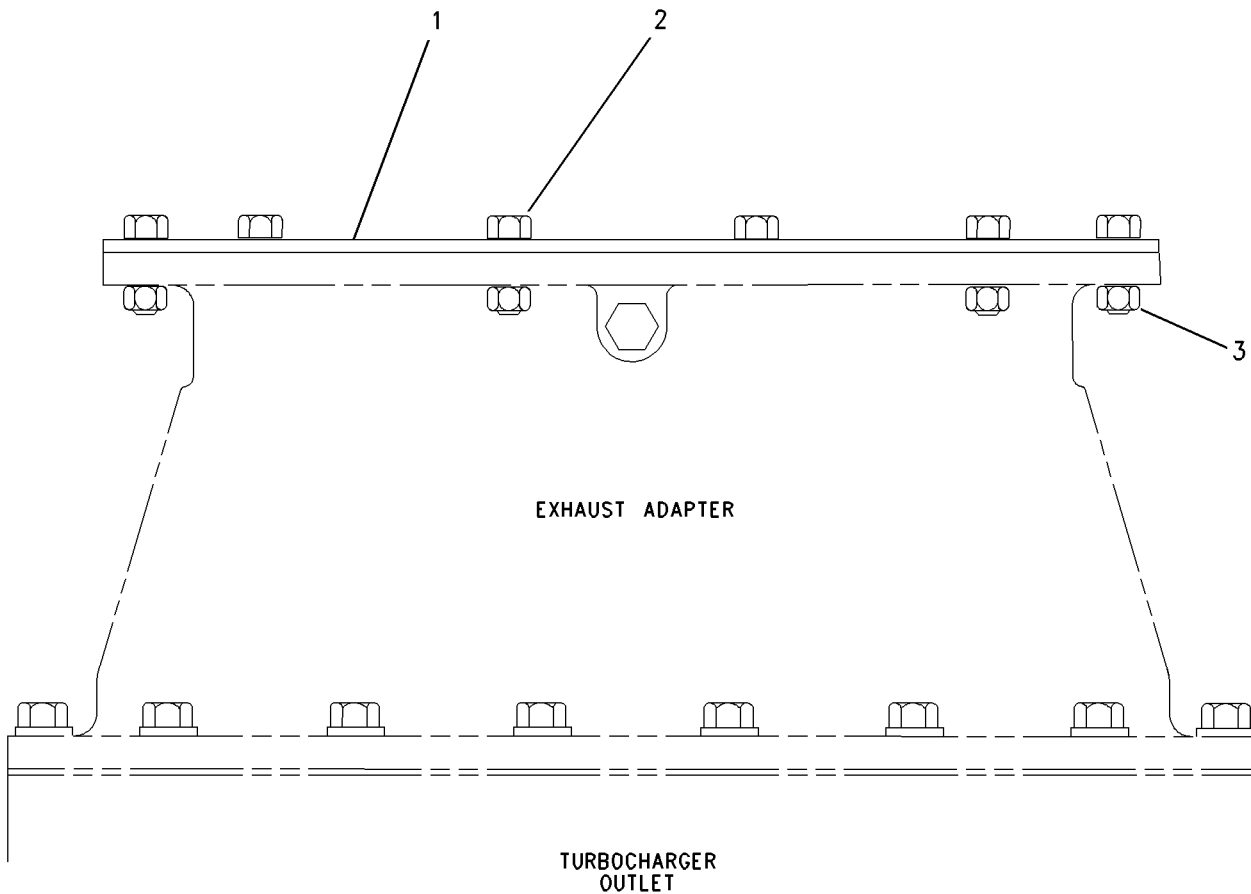
AIR INLET AND EXHAUST SYSTEM

7C-2145 COVER GP-EXHAUST (CHG -00 THRU -02)

SMCS-1062, 1091

i02345208

| NOTE | REF NO | GRAPHIC REF | PART NUMBER | QTY | PART NAME | | | | | | SEE PAGE |
|------|--------|-------------|-------------|-----|-----------------------|---|---|---|---|-------------------|----------|
| | | | | | 1 | 2 | 3 | 4 | 5 | 6 (PRODUCT LEVEL) | |
| | 1 | 1 | 7E-2946 | 1 | COVER | | | | | | |
| | 2 | 1 | 0S-1595 | 6 | BOLT (1/2-13X1.25-IN) | | | | | | |
| | 3 | 1 | 1F-7958 | 6 | NUT-FULL (1/2-13-THD) | | | | | | |



GRAPHIC #1

<END>

g00732250

AIR INLET AND EXHAUST SYSTEM

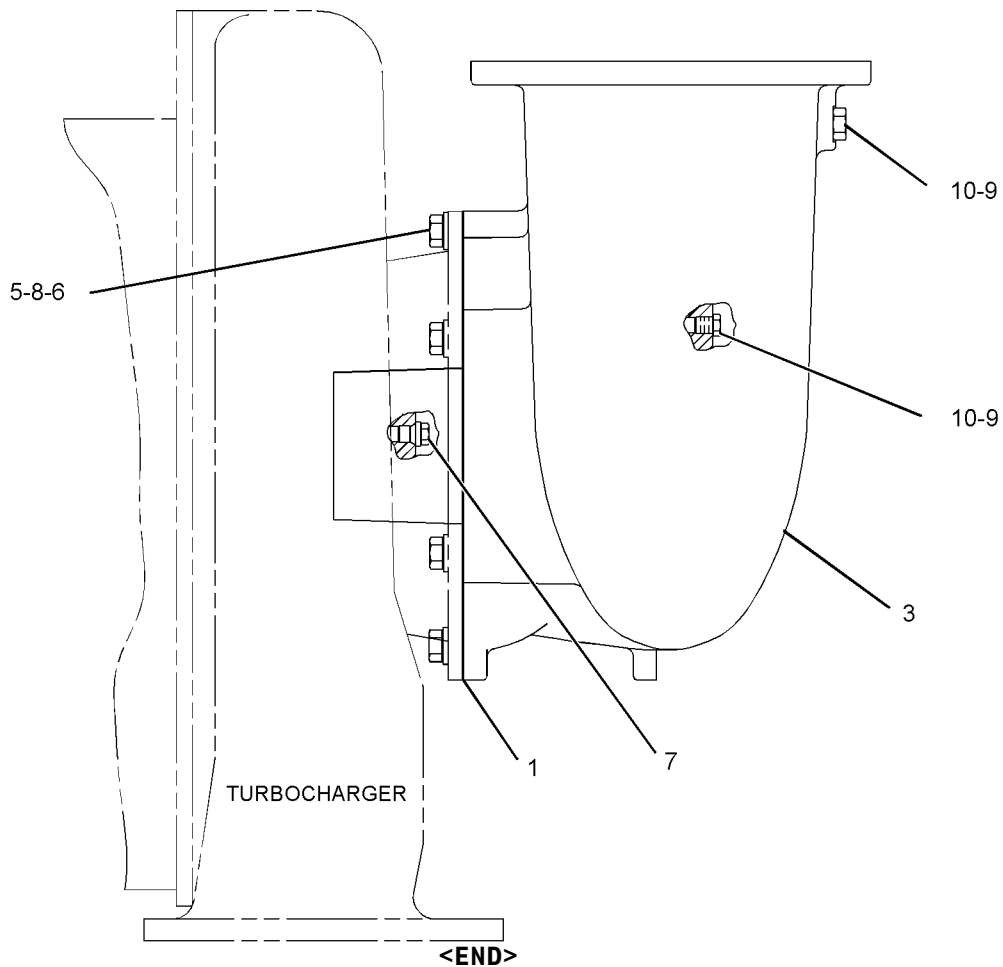
2W-3333 ELBOW GP-AIR INLET

(CHG -01 THRU -08, -08D1, -08D2, -09, -09D1, -09D2, 4W-8469-02)

SMCS - 1087

i02089473

| NOTE | REF NO | GRAPHIC REF | PART NUMBER | QTY | PART NAME | | | | | | SEE PAGE |
|------|--------|-------------|-------------|-----|----------------------------------|---|---|---|---|-------------------|----------|
| | | | | | 1 | 2 | 3 | 4 | 5 | 6 (PRODUCT LEVEL) | |
| | 1 | 1 | 1W-9823 | 1 | GASKET | | | | | | |
| | 3 | 1 | 130-6259 | 1 | ELBOW | | | | | | |
| | 5 | 1 | 1F-7958 | 6 | NUT-FULL (1/2-13-THD) | | | | | | |
| | 6 | 1 | 3D-0472 | 6 | STUD-TAPERLOCK (1/2-13X2.80-IN) | | | | | | |
| | 7 | 1 | 4W-9028 | 1 | PLUG | | | | | | |
| | 8 | 1 | 5P-8245 | 6 | WASHER-HARD (13.5X25.5X3-MM THK) | | | | | | |
| | 9 | 1 | 6V-5049 | 3 | SEAL-O-RING | | | | | | |
| | 10 | 1 | 9S-4191 | 3 | PLUG-O-RING | | | | | | |



GRAPHIC #1

g01065557

AIR INLET AND EXHAUST SYSTEM

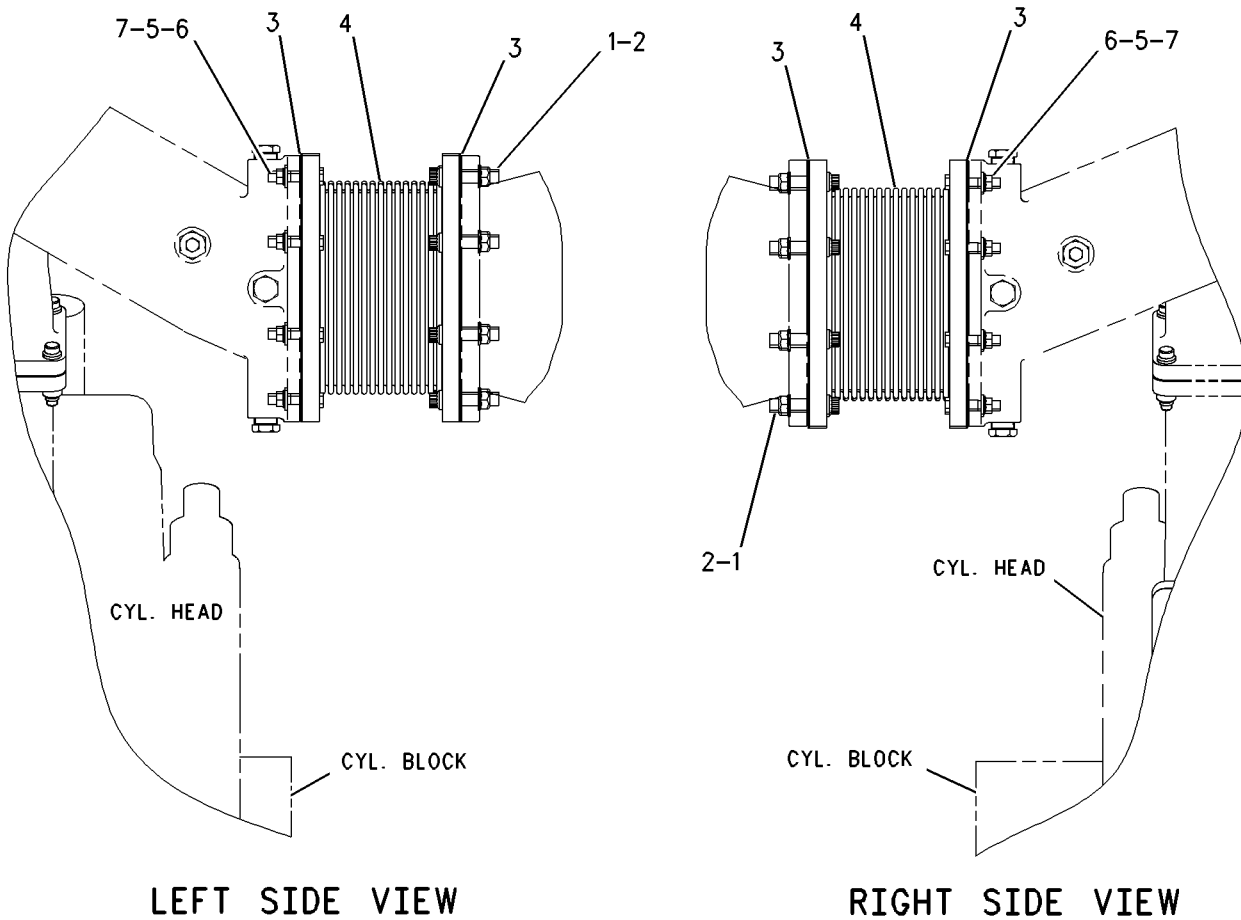
177-4598 EXHAUST GP (CHG -01) VTC 254 TURBO

SMCS-1061, 1062

i01546662

| NOTE | REF NO | GRAPHIC REF | PART NUMBER | QTY | PART NAME | | | | | | SEE PAGE |
|------|--------|-------------|-------------|-----|----------------------------------------|---|---|---|---|-------------------|----------|
| | | | | | 1 | 2 | 3 | 4 | 5 | 6 (PRODUCT LEVEL) | |
| | 1 | 1 | 6V-3630 | 16 | BOLT-HIGH TEMPERATURE (1/2-13X2.5-IN) | | | | | | |
| | 2 | 1 | 8C-8763 | 16 | LOCKNUT (1/2-13-THD) | | | | | | |
| | 3 | 1 | 134-5641 | 4 | GASKET | | | | | | |
| C | 4 | 1 | 190-6622 | 2 | BELLOWS AS | | | | | | |
| | 5 | 1 | 2N-2766 | 16 | LOCKNUT (3/8-16-THD) | | | | | | |
| | 6 | 1 | 7L-6443 | 16 | BOLT-HIGH TEMPERATURE (3/8-16X2.25-IN) | | | | | | |
| | 7 | 1 | 8C-8491 | 16 | WASHER-HARD (10.2X22X3-MM THK) | | | | | | |

C-CHANGE FROM PREVIOUS TYPE



GRAPHIC #1

<END>

g00803743

AIR INLET AND EXHAUST SYSTEM

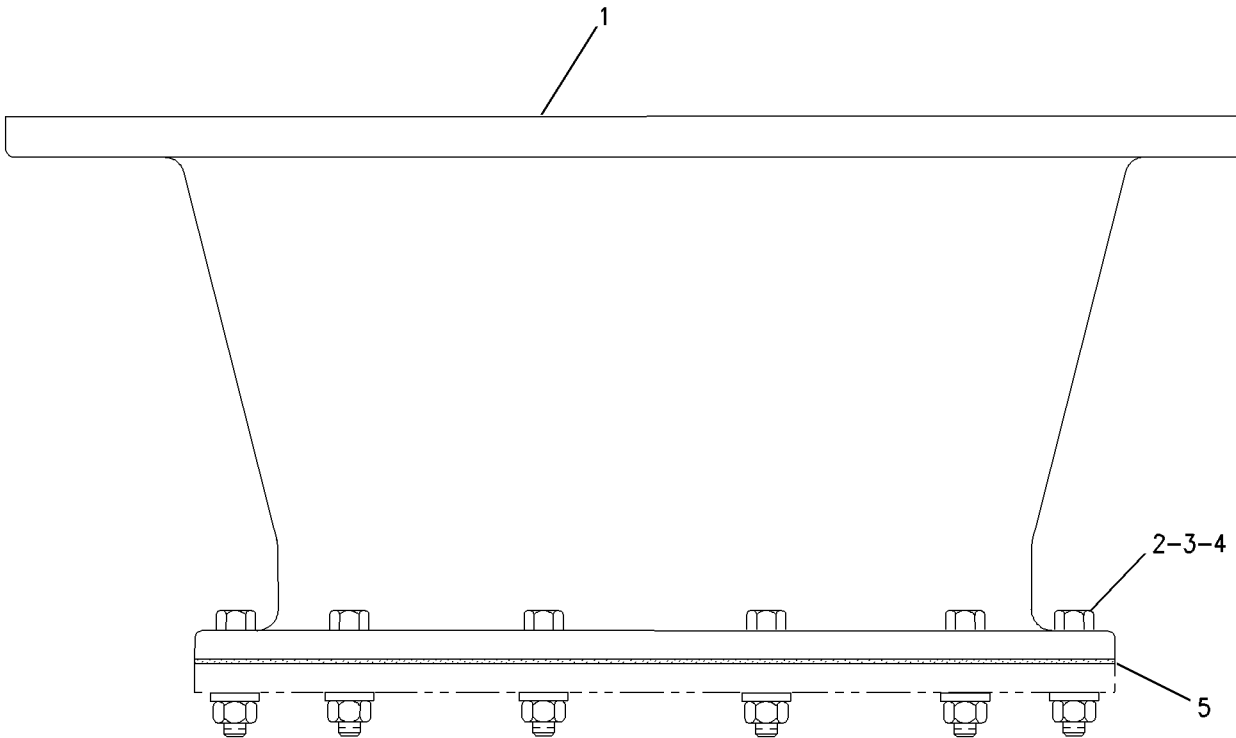
2W-2681 FITTING GP-EXHAUST (CHG -02 THRU -06) EXPANDER

SMCS-1061

i01552713

| NOTE | REF NO | GRAPHIC REF | PART NUMBER | QTY | PART NAME | | | | | | SEE PAGE |
|------|--------|-------------|-------------|-----|----------------------------------|---|---|---|---|-------------------|----------|
| | | | | | 1 | 2 | 3 | 4 | 5 | 6 (PRODUCT LEVEL) | |
| | 1 | 1 | 2W-3031 | 1 | FITTING-EXHAUST | | | | | | |
| | 2 | 1 | 9X-8873 | 12 | BOLT (1/2-13X2.25-IN) | | | | | | |
| | 3 | 1 | 5P-8245 | 24 | WASHER-HARD (13.5X25.5X3-MM THK) | | | | | | |
| | 4 | 1 | 1B-5357 | 12 | NUT-FULL (1/2-13-THD) | | | | | | |
| C | 5 | 1 | 111-5822 | 1 | GASKET-EXHAUST | | | | | | |

C-CHANGE FROM PREVIOUS TYPE



MOUNTED TO FLEXIBLE
EXHAUST FITTING

GRAPHIC #1

<END>

g00697435

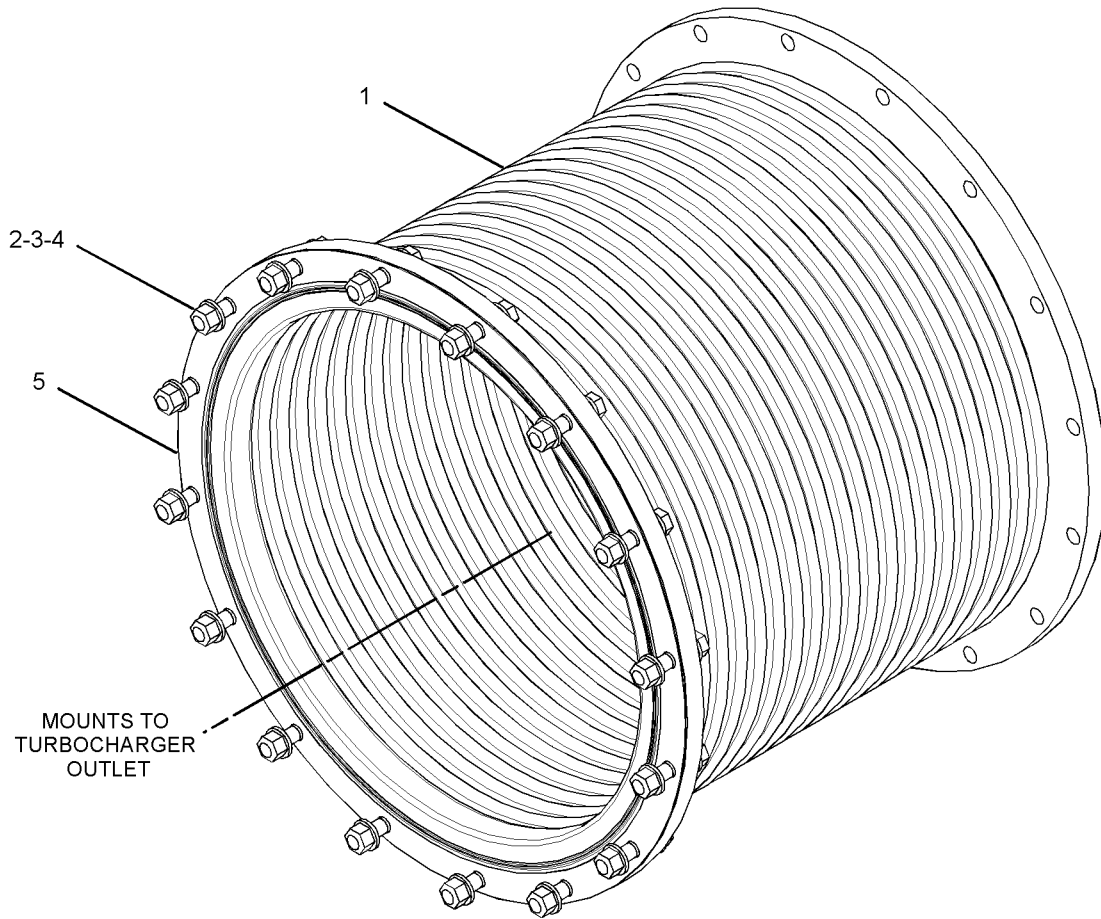
AIR INLET AND EXHAUST SYSTEM

2W-7889 FITTING GP-EXHAUST (CHG -02 THRU -08) FLEXIBLE, SIZE-18M

SMCS-1061

i03358543

| NOTE | REF NO | GRAPHIC REF | PART NUMBER | QTY | PART NAME | | | | | | SEE PAGE |
|------|--------|-------------|-------------|-----|----------------------------------|---|---|---|---|-------------------|----------|
| | | | | | 1 | 2 | 3 | 4 | 5 | 6 (PRODUCT LEVEL) | |
| | 1 | 1 | 208-9471 | 1 | BELLOWS AS | | | | | | |
| | 2 | 1 | 9X-8873 | 16 | BOLT (1/2-13X2.25-IN) | | | | | | |
| | 3 | 1 | 5P-8245 | 32 | WASHER-HARD (13.5X25.5X3-MM THK) | | | | | | |
| | 4 | 1 | 1B-5357 | 16 | NUT-FULL (1/2-13-THD) | | | | | | |
| | 5 | 1 | 111-5819 | 1 | GASKET-EXHAUST | | | | | | |



GRAPHIC #1

<END>

g01733358

AIR INLET AND EXHAUST SYSTEM

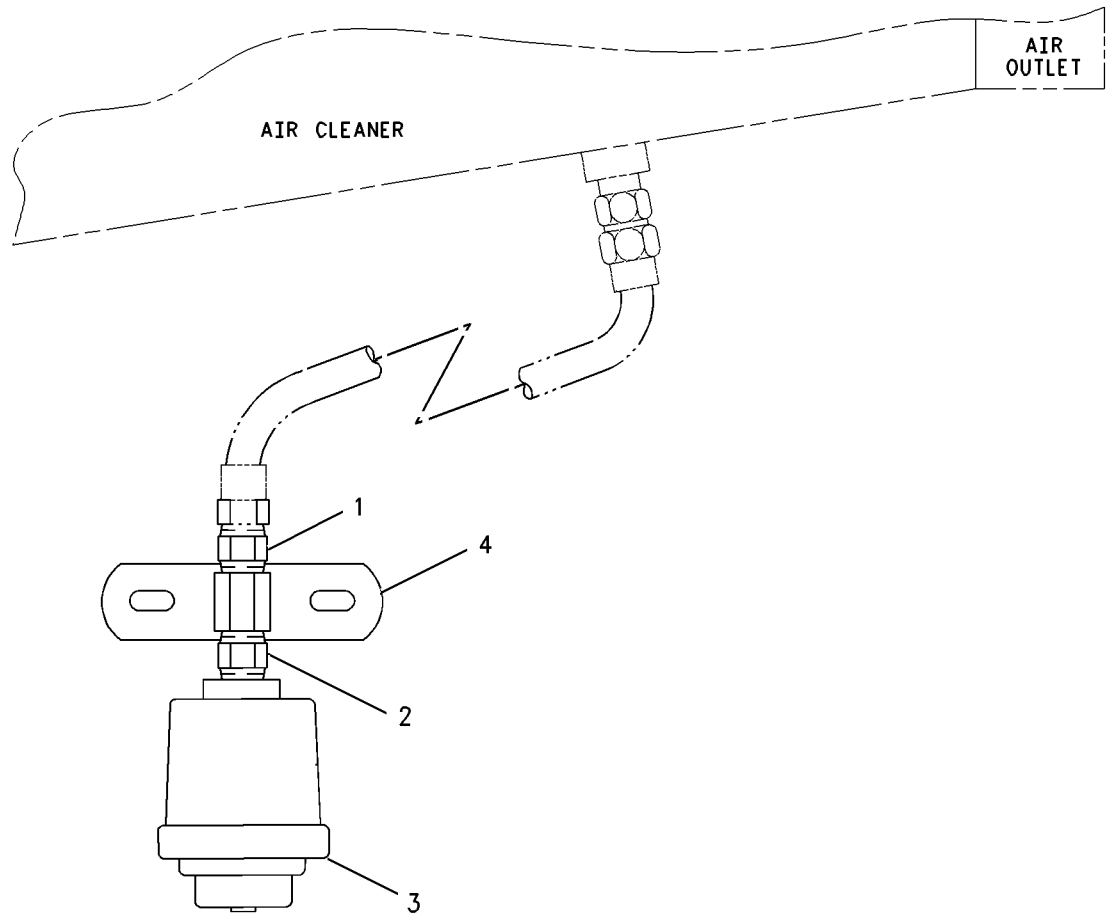
4W-5982 GAUGE GP-AIR CLEANER (CHG -02)

SMCS-1051, 7452

i01351348

| NOTE | REF NO | GRAPHIC REF | PART NUMBER | QTY | PART NAME | | | | | | SEE PAGE |
|------|--------|-------------|-------------|-----|-----------------------------|---|---|---|---|-------------------|----------|
| | | | | | 1 | 2 | 3 | 4 | 5 | 6 (PRODUCT LEVEL) | |
| C | 1 | 1 | 5K-5068 | 1 | FITTING-PIPE | | | | | | |
| | 2 | 1 | 5L-3233 | 1 | FITTING | | | | | | |
| | 3 | 1 | 4W-5820 | 1 | INDICATOR-AIR FILTER CHANGE | | | | | | |
| C | 4 | 1 | 7C-8540 | 1 | SUPPORT AS | | | | | | |

C-CHANGE FROM PREVIOUS TYPE



GRAPHIC #1

<END>

g00713106

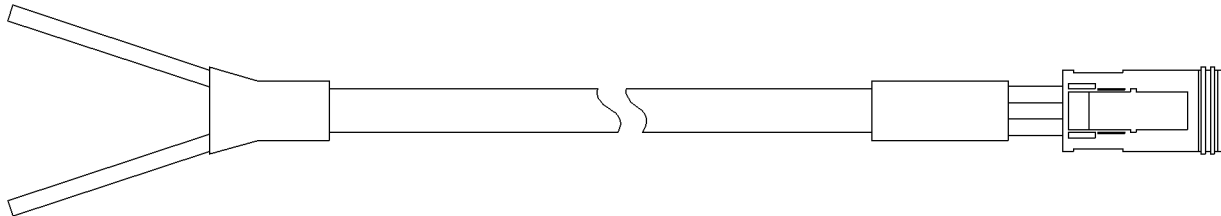
AIR INLET AND EXHAUST SYSTEM

121-0588 LEAD AS-THERMOCOUPLE (CHG -00)

SMCS-7498

i01424359

| NOTE | REF NO | GRAPHIC REF | PART NUMBER | QTY | PART NAME | SEE PAGE |
|---------------------|--------|-------------|-------------|-----|-----------------------------|----------|
| | | | | | 1 2 3 4 5 6 (PRODUCT LEVEL) | |
| (NO SERVICED PARTS) | | | | | | |



GRAPHIC #1

<END>

g00746936

AIR INLET AND EXHAUST SYSTEM

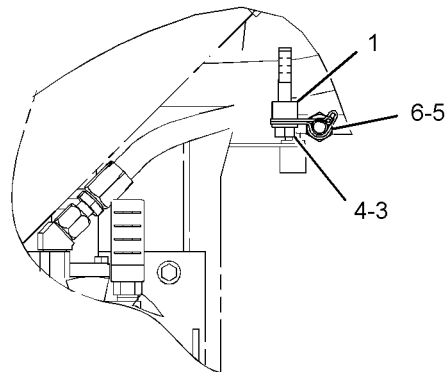
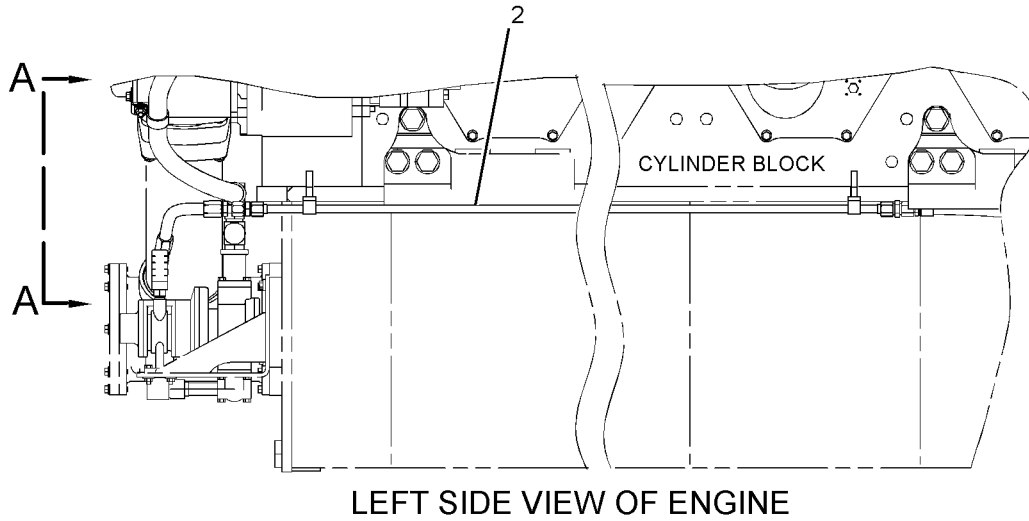
2W-0644 LINES GP-AIR (CHG -02 THRU -05, -05D1, -06, -06D1, -07, -07D1, -08)
PRELUBE-SIDE LINES

SMCS-1071

i03646561

| NOTE | REF NO | GRAPHIC REF | PART NUMBER | QTY | PART NAME | | | | | | SEE PAGE |
|------|--------|-------------|----------------|-----|----------------------------------|---|---|---|---|-------------------|----------|
| | | | | | 1 | 2 | 3 | 4 | 5 | 6 (PRODUCT LEVEL) | |
| | 1 | 1 | 1P-2841 | 6 | SPACER (0.531X1X0.69-IN THK) | | | | | | |
| | 2 | 1 | 2W-1675 | 1 | TUBE AS | | | | | | |
| | 3 | 1 | 5P-8245 | 6 | WASHER-HARD (13.5X25.5X3-MM THK) | | | | | | |
| | 4 | 1 | 9X-8874 | 6 | BOLT (1/2-13X3-IN) | | | | | | |
| B | 5 | 1 | 6V-6759 | 6 | CLIP | | | | | | |
| B | 6 | 1 | 6V-6758 | 6 | CLIP | | | | | | |

B-USE AS REQUIRED



<END>

GRAPHIC #1

g01957111

AIR INLET AND EXHAUST SYSTEM

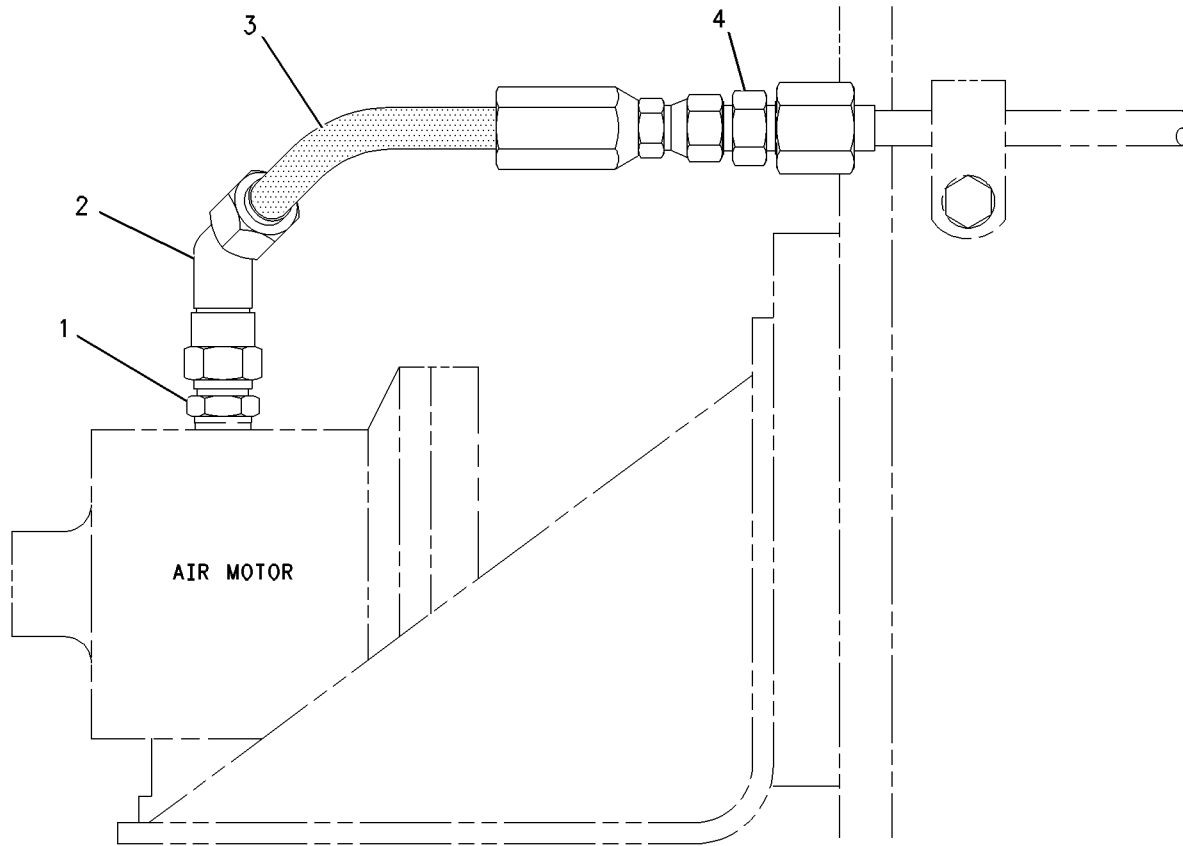
4W-3471 LINES GP-AIR (CHG -02 THRU -04)
PRELUBE-FRONT. LH

SMCS-1071

i01661957

| NOTE | REF NO | GRAPHIC REF | PART NUMBER | QTY | PART NAME | | | | | | SEE PAGE |
|------|--------|-------------|-----------------|-----|------------------|---|---|---|---|-------------------|----------|
| | | | | | 1 | 2 | 3 | 4 | 5 | 6 (PRODUCT LEVEL) | |
| | 1 | 1 | 9M-6522 | 1 | CONNECTOR-FLARED | | | | | | |
| | 2 | 1 | 030-7964 | 1 | ELBOW | | | | | | |
| I | 3 | 1 | 1Y-3541 | 1 | HOSE AS | | | | | | |
| | 4 | 1 | 061-8248 | 1 | UNION-FLARED | | | | | | |

I-SEE HOSE FABRICATION GUIDE



RIGHT SIDE VIEW

GRAPHIC #1

<END>

g00857744

AIR INLET AND EXHAUST SYSTEM

9Y-9341 LINES GP-AIR-LH (CHG -00 THRU -07, -07D1)
24 VOLT. PRELUBE MOTOR CONTROL

SMCS-1071

i02525740

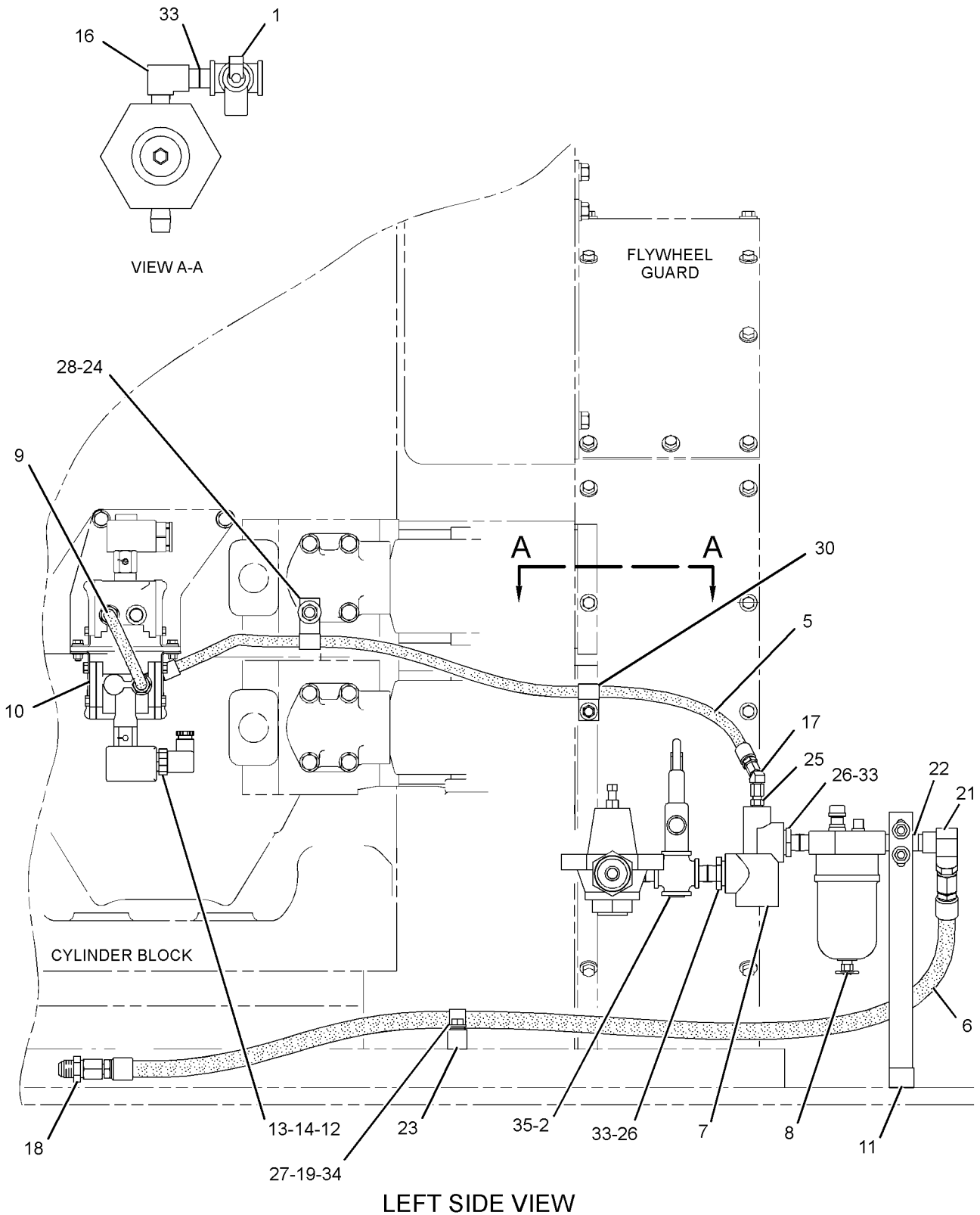
| NOTE | REF NO | GRAPHIC REF | PART NUMBER | QTY | PART NAME | | | | | | SEE PAGE |
|------|--------|-------------|-------------|-----|----------------------------------------------------------------------------------------------------------------------------------|---|---|---|---|-------------------|----------|
| | | | | | 1 | 2 | 3 | 4 | 5 | 6 (PRODUCT LEVEL) | |
| | 1 | 1 | 2W-6085 | 1 | VALVE (AIR PRESSURE RELIEF) | | | | | | |
| | 2 | 1 | 3D-4022 | 1 | CROSS | | | | | | |
| J | 3 | 2 | 4W-2100 | 1 | VALVE GP-PRESSURE REDUCING | | | | | | |
| | 4 | 2 | 5H-0255 | 1 | BOSS | | | | | | |
| I | 5 | 1 | 5N-5646 | 1 | HOSE AS | | | | | | |
| I | 6 | 1 | 6G-9870 | 1 | HOSE AS | | | | | | |
| | 7 | 1 | 7M-9544 | 1 | VALVE (AIR STARTING MOTOR) | | | | | | |
| Y | 8 | 1 | 7W-0522 | 1 | LUBRICATOR GP-AIR MOTOR | | | | | | 204 |
| I | 9 | 1 | 7W-1831 | 1 | HOSE AS | | | | | | |
| | 10 | 1 | 9X-7206 | 1 | VALVE-SOLENOID (24-VOLT) (PRELUBRICATION) | | | | | | |
| | 11 | 1 | 158-0473 | 1 | BRACKET | | | | | | |
| | 12 | 1 | 166-7656 | 1 | CONNECTOR-SOCKET | | | | | | |
| | 13 | 1 | 166-7657 | 1 | CONNECTOR-PLUG | | | | | | |
| | 14 | 1 | 166-7658 | 1 | GASKET | | | | | | |
| | 15 | 2 | 001-6449 | 3 | CONNECTOR | | | | | | |
| | 16 | 1 | 002-6453 | 1 | ELBOW | | | | | | |
| | 17 | 1 | 030-7961 | 1 | ELBOW | | | | | | |
| | 18 | 1 | 061-8248 | 1 | UNION-FLARED | | | | | | |
| | 19 | 1 | 0S-0509 | 1 | BOLT (3/8-16X0.75-IN) | | | | | | |
| | 20 | 2 | 0S-1621 | 1 | BOLT (1/2-13X1-IN) | | | | | | |
| | 21 | 1 | 1Y-0412 | 1 | ELBOW-PIPE | | | | | | |
| | 22 | 1 | 3B-7272 | 1 | NIPPLE-PIPE | | | | | | |
| | 23 | 1 | 3Y-7829 | 1 | BOSS (3/8-16-THD) | | | | | | |
| | 24 | 1 | 4S-1936 | 1 | CLIP | | | | | | |
| | 25 | 1 | 4S-6399 | 1 | CONNECTOR | | | | | | |
| | 26 | 1 | 5B-4855 | 2 | BUSHING-REDUCER | | | | | | |
| | 27 | 1,2 | 5P-1075 | 3 | WASHER-HARD (10.2X22.5X3-MM THK) | | | | | | |
| | 28 | 1 | 5P-1076 | 1 | WASHER-HARD (13.5X30X4-MM THK) | | | | | | |
| | 29 | 2 | 5P-8245 | 1 | WASHER-HARD (13.5X25.5X3-MM THK) | | | | | | |
| | 30 | 1 | 6D-3479 | 1 | CLIP | | | | | | |
| | 31 | 2 | 6V-4516 | 1 | ADAPTER | | | | | | |
| | 32 | 2 | 7K-9197 | 1 | ELBOW | | | | | | |
| | 33 | 1,2 | 8B-3308 | 4 | FITTING | | | | | | |
| | 34 | 1 | 8D-9671 | 1 | CLIP | | | | | | |
| | 35 | 1 | 8T-6762 | 1 | PLUG-PIPE | | | | | | |
| | 36 | 2 | 9M-6522 | 1 | CONNECTOR | | | | | | |
| | 37 | 2 | 9M-8729 | 1 | U-BOLT | | | | | | |
| | 38 | 2 | 9S-8752 | 2 | NUT-FULL (3/8-16-THD) | | | | | | |
| J | | | 7W-2819 | 1 | AVAILABLE REPAIR KIT(S): KIT-RELIEF VALVE (PRESSURE) (INCLUDES PISTON AS, DIAPHRAGM, CYLINDER, SPRING, SCREEN & GASKET) | | | | | | |

I-REFER TO HYDRAULIC INFORMATION SYSTEM
 J-KIT MARKED J AVAILABLE FOR PART MARKED J
 Y-SEPARATE ILLUSTRATION

AIR INLET AND EXHAUST SYSTEM

9Y-9341 LINES GP-AIR (contd.)

i02525740



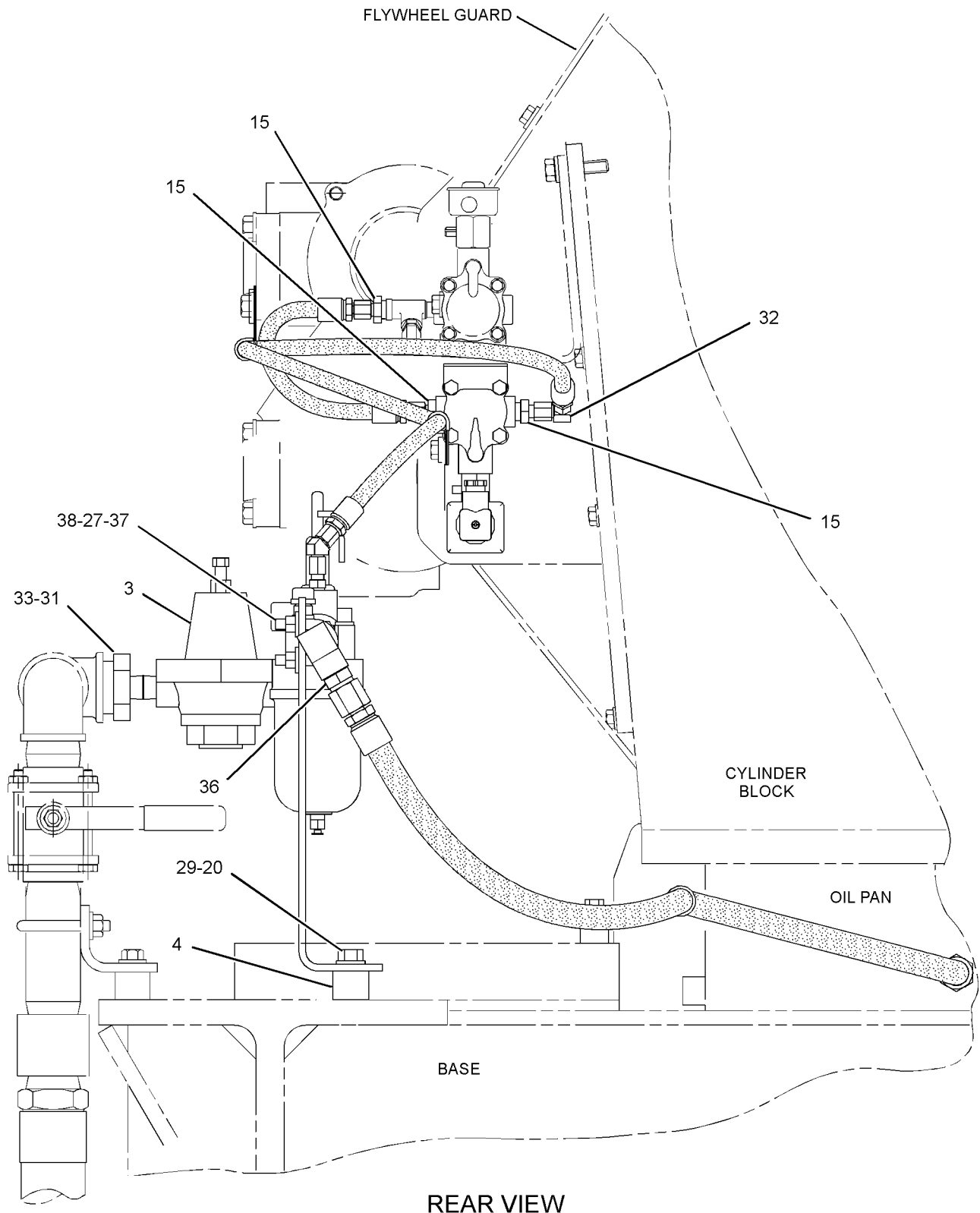
GRAPHIC #1

g01264073

AIR INLET AND EXHAUST SYSTEM

9Y-9341 LINES GP-AIR (contd.)

i02525740



REAR VIEW

<END>

GRAPHIC #2

g01264078

AIR INLET AND EXHAUST SYSTEM

146-8982 LINES GP-AIR-AFTERCOOLER (CHG -11) SHUTOFF, 24-VOLT

SMCS-1071

i03973429

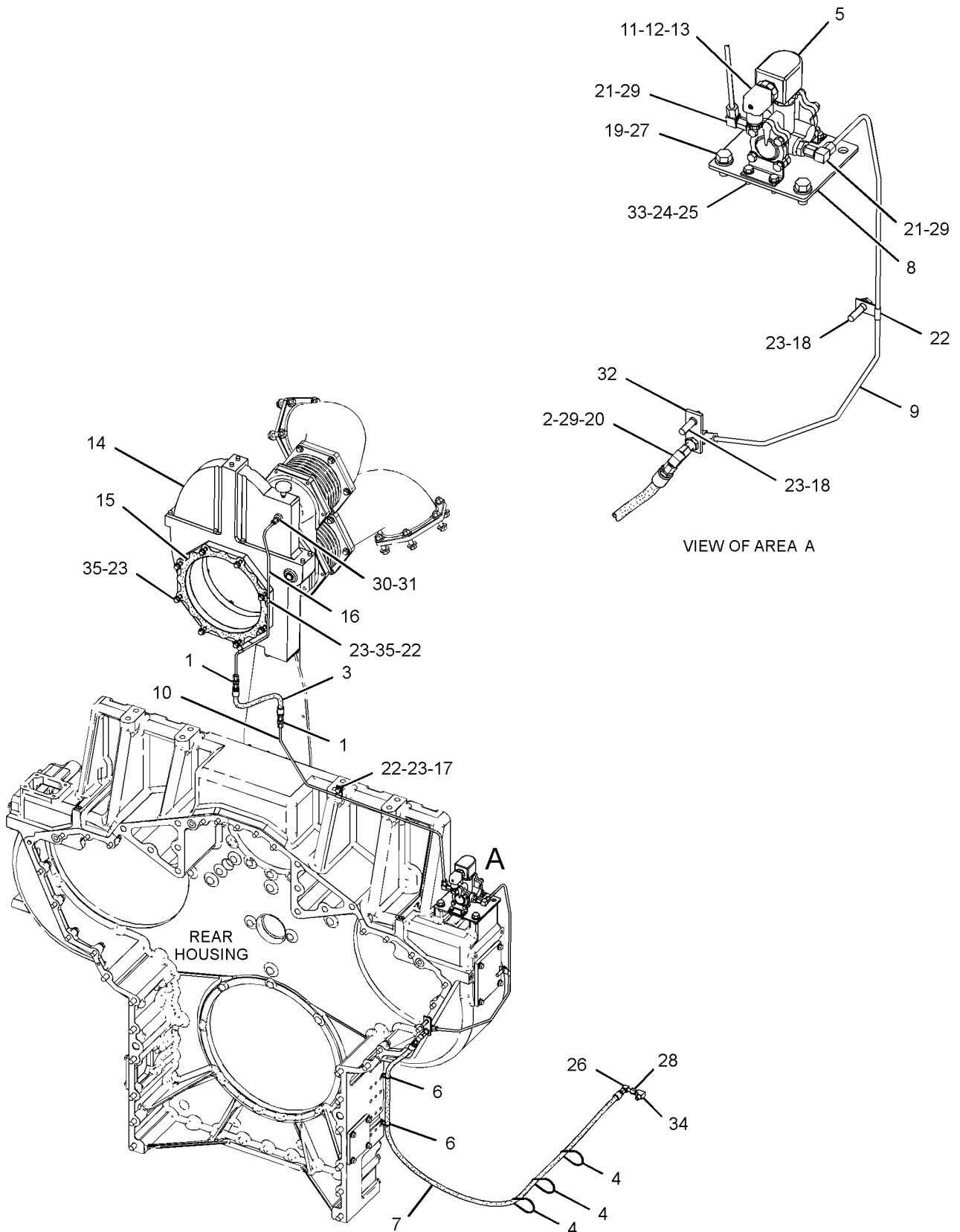
| NOTE | REF NO | GRAPHIC REF | PART NUMBER | QTY | PART NAME | | | | | | SEE PAGE |
|------|--------|-------------|-----------------|-----|----------------------------------------|---|---|---|---|-------------------|----------|
| | | | | | 1 | 2 | 3 | 4 | 5 | 6 (PRODUCT LEVEL) | |
| | 1 | 1 | 3J-7355 | 2 | UNION-FLARED | | | | | | |
| | 2 | 1 | 5B-3254 | 1 | NUT-JAM (7/16-20-THD) | | | | | | |
| I | 3 | 1 | 6N-8659 | 1 | HOSE AS | | | | | | |
| | 4 | 1 | 9R-6247 | 3 | STRAP-CABLE | | | | | | |
| | 5 | 1 | 9X-7206 | 1 | VALVE-SOLENOID (24-VOLT) (AIR SHUTOFF) | | | | | | |
| | 6 | 1 | 090-4885 | 2 | TIE-PUSH MOUNT | | | | | | |
| I | 7 | 1 | 122-0290 | 1 | HOSE AS | | | | | | |
| | 8 | 1 | 159-7926 | 1 | PLATE | | | | | | |
| | 9 | 1 | 159-8360 | 1 | TUBE AS | | | | | | |
| | 10 | 1 | 159-8362 | 1 | TUBE AS | | | | | | |
| | 11 | 1 | 166-7656 | 1 | CONNECTOR-SOCKET | | | | | | |
| | 12 | 1 | 166-7657 | 1 | CONNECTOR-PLUG | | | | | | |
| | 13 | 1 | 166-7658 | 1 | GASKET | | | | | | |
| CY | 14 | 1 | 352-2419 | 1 | SHUTOFF GP-AIR | | | | | | 154 |
| | 15 | 1 | 227-4056 | 2 | GASKET | | | | | | |
| | 16 | 1 | 263-8971 | 1 | TUBE AS | | | | | | |
| | 17 | 1 | 0S-0509 | 1 | BOLT (3/8-16X0.75-IN) | | | | | | |
| | 18 | 1 | 0S-1591 | 2 | BOLT (3/8-16X1.5-IN) | | | | | | |
| | 19 | 1 | 0S-1621 | 3 | BOLT (1/2-13X1-IN) | | | | | | |
| | 20 | 1 | 2P-7216 | 1 | ELBOW | | | | | | |
| | 21 | 1 | 3E-7402 | 2 | CONNECTOR | | | | | | |
| | 22 | 1 | 3L-2875 | 4 | CLIP | | | | | | |
| C | 23 | 1 | 3V-3308 | 19 | WASHER-HARD (10.2X20.5X2.5-MM THK) | | | | | | |
| | 24 | 1 | 4F-7957 | 4 | BOLT (1/4-20X0.875-IN) | | | | | | |
| | 25 | 1 | 5P-0537 | 8 | WASHER-HARD (7.2X14.5X2-MM THK) | | | | | | |
| | 26 | 1 | 5P-4479 | 1 | ELBOW (FLARED-LONG) | | | | | | |
| | 27 | 1 | 5P-8245 | 3 | WASHER-HARD (13.5X25.5X3-MM THK) | | | | | | |
| C | 28 | 1 | 6K-6967 | 1 | ADAPTER-PIPE | | | | | | |
| | 29 | 1 | 7K-9197 | 3 | ELBOW | | | | | | |
| | 30 | 1 | 8L-6557 | 1 | CONNECTOR | | | | | | |
| | 31 | 1 | 8T-6764 | 1 | PLUG-PIPE (1/8-27-THD) | | | | | | |
| | 32 | 1 | 9C-7868 | 1 | PLATE | | | | | | |
| | 33 | 1 | 9S-8750 | 4 | NUT-FULL (1/4-20-THD) | | | | | | |
| | 34 | 1 | 6V-4245 | 1 | ELBOW | | | | | | |
| C | 35 | 1 | 0S-1571 | 16 | BOLT (3/8-16X1.75-IN) | | | | | | |

C-CHANGE FROM PREVIOUS TYPE
I-REFER TO HYDRAULIC INFORMATION SYSTEM
Y-SEPARATE ILLUSTRATION

AIR INLET AND EXHAUST SYSTEM

146-8982 LINES GP-AIR (contd.)

i03973429



GRAPHIC #1

<END>

g02173543

AIR INLET AND EXHAUST SYSTEM

153-8405 LINES GP-AIR (CHG -00, -00D1, -01, -01D1, -01D2, -02)

SMCS-1071

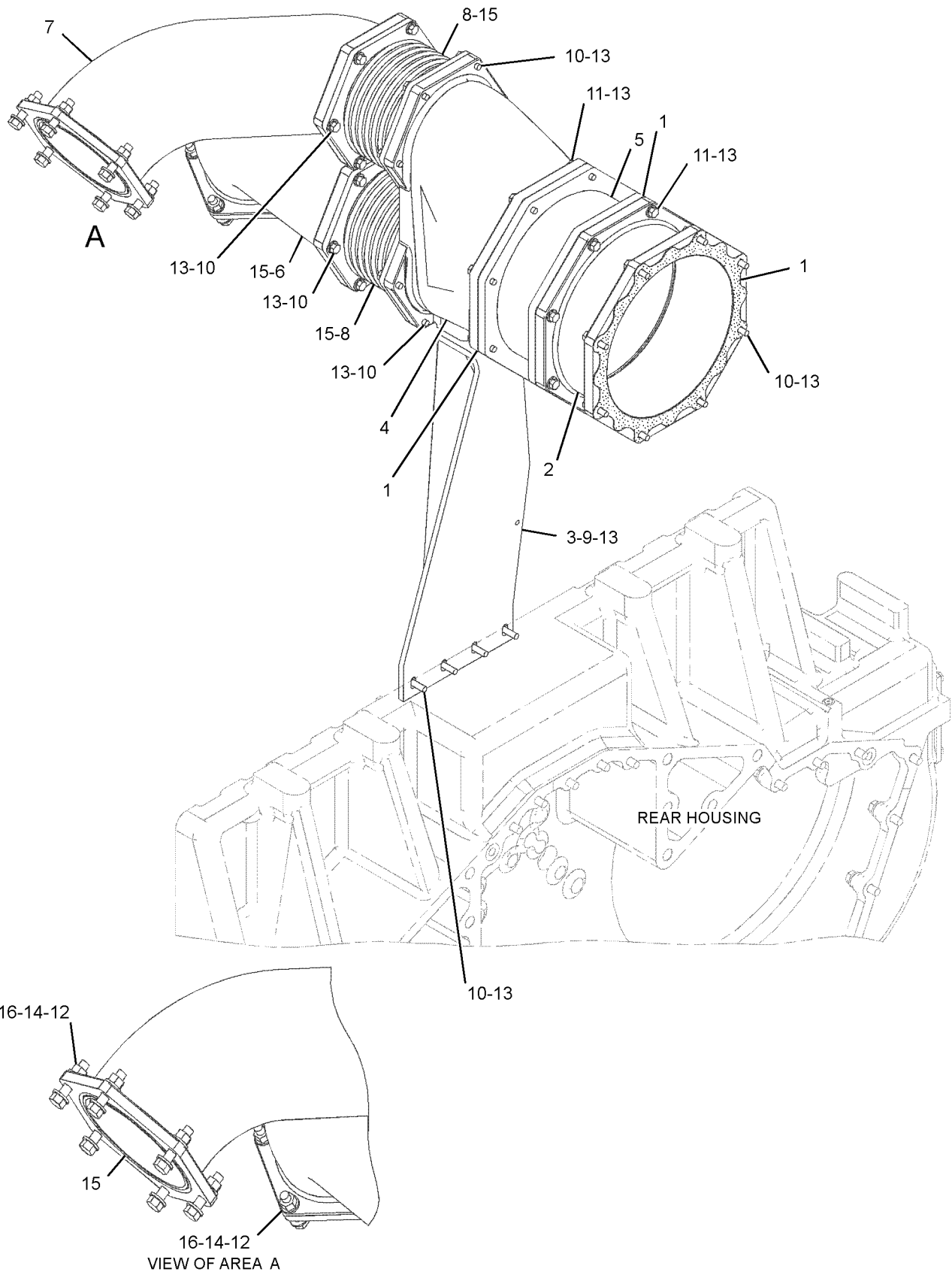
i03972237

| NOTE | REF NO | GRAPHIC REF | PART NUMBER | QTY | PART NAME | | | | | | SEE PAGE |
|------|--------|-------------|-----------------|-----|------------------------------------|---|---|---|---|-------------------|----------|
| | | | | | 1 | 2 | 3 | 4 | 5 | 6 (PRODUCT LEVEL) | |
| | 1 | 1 | 227-4056 | 3 | GASKET | | | | | | |
| | 2 | 1 | 130-1286 | 1 | ADAPTER | | | | | | |
| | 3 | 1 | 131-6599 | 1 | BRACKET AS | | | | | | |
| | 4 | 1 | 147-7702 | 1 | HOUSING | | | | | | |
| | 5 | 1 | 153-2391 | 1 | ADAPTER | | | | | | |
| | 6 | 1 | 153-8406 | 1 | ELBOW | | | | | | |
| | 7 | 1 | 153-8407 | 1 | ELBOW | | | | | | |
| | 8 | 1 | 222-4710 | 2 | BELLOWS AS | | | | | | |
| | 9 | 1 | 0S-1588 | 2 | BOLT (3/8-16X1.25-IN) | | | | | | |
| | 10 | 1 | 0S-1591 | 36 | BOLT (3/8-16X1.5-IN) | | | | | | |
| | 11 | 1 | 0S-1571 | 16 | BOLT (3/8-16X1.75-IN) | | | | | | |
| | 12 | 1 | 1F-7958 | 12 | NUT-FULL (1/2-13-THD) | | | | | | |
| | 13 | 1 | 3V-3308 | 54 | WASHER-HARD (10.2X20.5X2.5-MM THK) | | | | | | |
| | 14 | 1 | 5P-8245 | 24 | WASHER-HARD (13.5X25.5X3-MM THK) | | | | | | |
| | 15 | 1 | 6V-5102 | 6 | SEAL-O-RING | | | | | | |
| | 16 | 1 | 9X-8873 | 12 | BOLT (1/2-13X2.25-IN) | | | | | | |

AIR INLET AND EXHAUST SYSTEM

153-8405 LINES GP-AIR (contd.)

i03972237



GRAPHIC #1

<END>

g02173805

AIR INLET AND EXHAUST SYSTEM

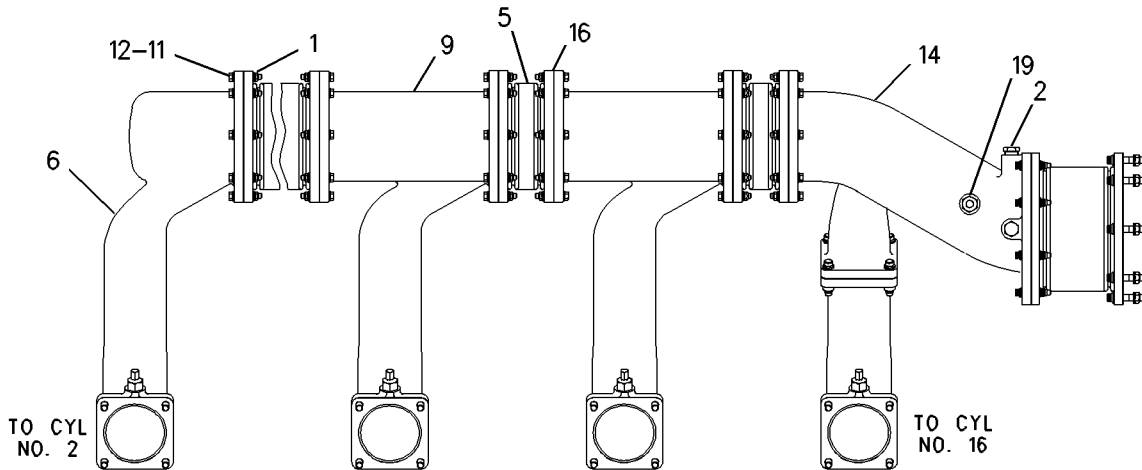
125-2453 MANIFOLD GP-EXHAUST (CHG -07, -08) TURBO WASH

SMCS - 1059

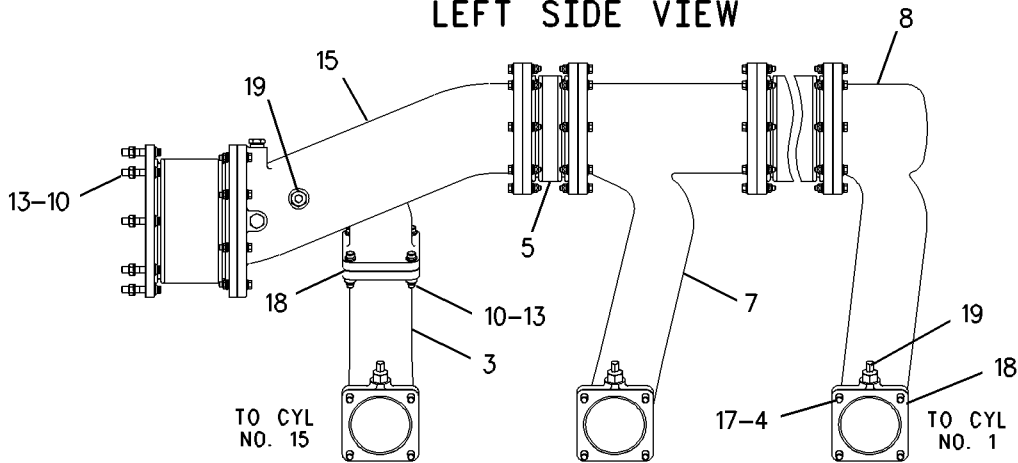
i01870996

| NOTE | REF NO | GRAPHIC REF | PART NUMBER | QTY | PART NAME | | | | | | SEE PAGE |
|------|--------|-------------|-------------|-----|----------------------------------------|---|---|---|---|-------------------|----------|
| | | | | | 1 | 2 | 3 | 4 | 5 | 6 (PRODUCT LEVEL) | |
| C | 1 | 1 | 2N-2766 | 224 | LOCKNUT (3/8-16-THD) | | | | | | |
| C | 2 | 1 | 3M-7045 | 6 | PLUG | | | | | | |
| | 3 | 1 | 4P-3046 | 2 | MANIFOLD-EXHAUST (LOWER) | | | | | | |
| | 4 | 1 | 5P-8245 | 64 | WASHER-HARD (13.5X25.5X3-MM THK) | | | | | | |
| | 5 | 1 | 206-0406 | 14 | BELLOWS AS | | | | | | |
| | 6 | 1 | 172-1635 | 1 | MANIFOLD-EXHAUST | | | | | | |
| | 7 | 1 | 172-1639 | 6 | MANIFOLD-EXHAUST | | | | | | |
| | 8 | 1 | 172-1638 | 1 | MANIFOLD-EXHAUST | | | | | | |
| | 9 | 1 | 172-1636 | 6 | MANIFOLD-EXHAUST | | | | | | |
| C | 10 | 1 | 6V-3630 | 8 | BOLT-HIGH TEMPERATURE (1/2-13X2.5-IN) | | | | | | |
| C | 11 | 1 | 7L-6443 | 224 | BOLT-HIGH TEMPERATURE (3/8-16X2.25-IN) | | | | | | |
| C | 12 | 1 | 8C-8491 | 208 | WASHER-HARD (10.2X22X3-MM THK) | | | | | | |
| C | 13 | 1 | 8C-8763 | 8 | LOCKNUT (1/2-13-THD) | | | | | | |
| | 14 | 1 | 172-1637 | 1 | MANIFOLD-EXHAUST | | | | | | |
| | 15 | 1 | 172-1640 | 1 | MANIFOLD-EXHAUST | | | | | | |
| | 16 | 1 | 134-5643 | 28 | GASKET | | | | | | |
| | 17 | 1 | 136-4185 | 64 | BOLT (1/2-13X1.75-IN) | | | | | | |
| | 18 | 1 | 136-7730 | 18 | GASKET (CYLINDER HEAD) | | | | | | |
| | 19 | 1 | 149-1976 | 18 | THERMOWELL | | | | | | |

C-CHANGE FROM PREVIOUS TYPE



LEFT SIDE VIEW



RIGHT SIDE VIEW

GRAPHIC #1

<END>

g00804059

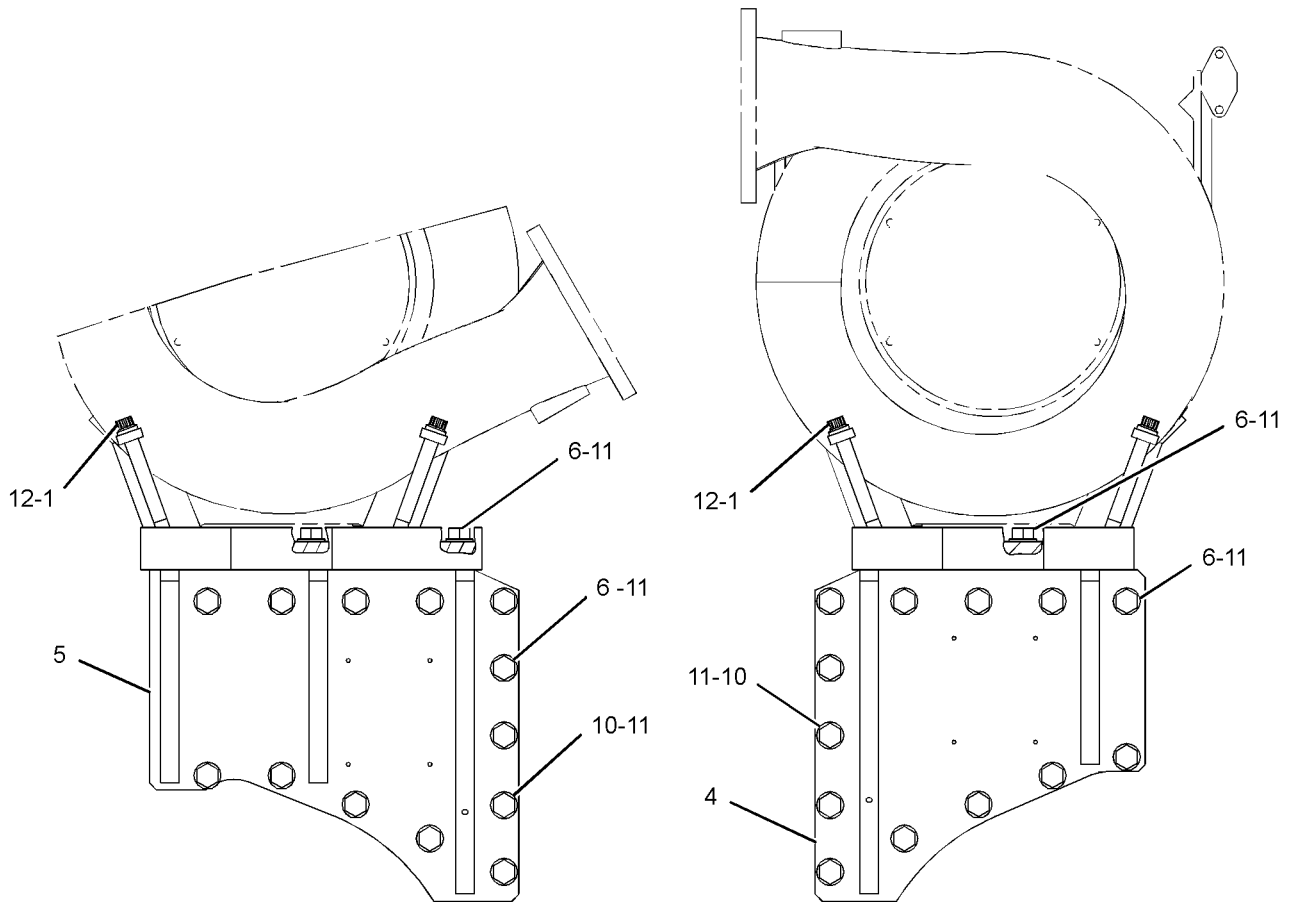
AIR INLET AND EXHAUST SYSTEM

285-6595 MOUNTING GP-TURBOCHARGER (CHG -00)

SMCS-1052

i02476794

| NOTE | REF NO | GRAPHIC REF | PART NUMBER | QTY | PART NAME | | | | | | SEE PAGE |
|------|--------|-------------|-------------|-----|----------------------------------|---|---|---|---|-------------------|----------|
| | | | | | 1 | 2 | 3 | 4 | 5 | 6 (PRODUCT LEVEL) | |
| | 1 | 1 | 8V-1715 | 8 | SPACER (20.5X35X12-MM THK) | | | | | | |
| | 4 | 1 | 274-7433 | 1 | SUPPORT AS | | | | | | |
| | 5 | 1 | 274-7434 | 1 | SUPPORT AS | | | | | | |
| | 6 | 1,1 | 1A-8063 | 24 | BOLT (3/4-10X2.5-IN) | | | | | | |
| | 10 | 1 | 4J-7945 | 10 | BOLT (3/4-10X11.5-IN) | | | | | | |
| | 11 | 1 | 5P-8248 | 34 | WASHER-HARD (20X36.5X3.5-MM THK) | | | | | | |
| | 12 | 1 | 8C-3185 | 8 | BOLT-12 POINT HEAD (3/4-10X7-IN) | | | | | | |



REAR VIEW
<END>

GRAPHIC #1

g01236857

AIR INLET AND EXHAUST SYSTEM

134-3508 SHIELD GP-EXHAUST (CHG -00 THRU -02)

SMCS-1067

i02346233

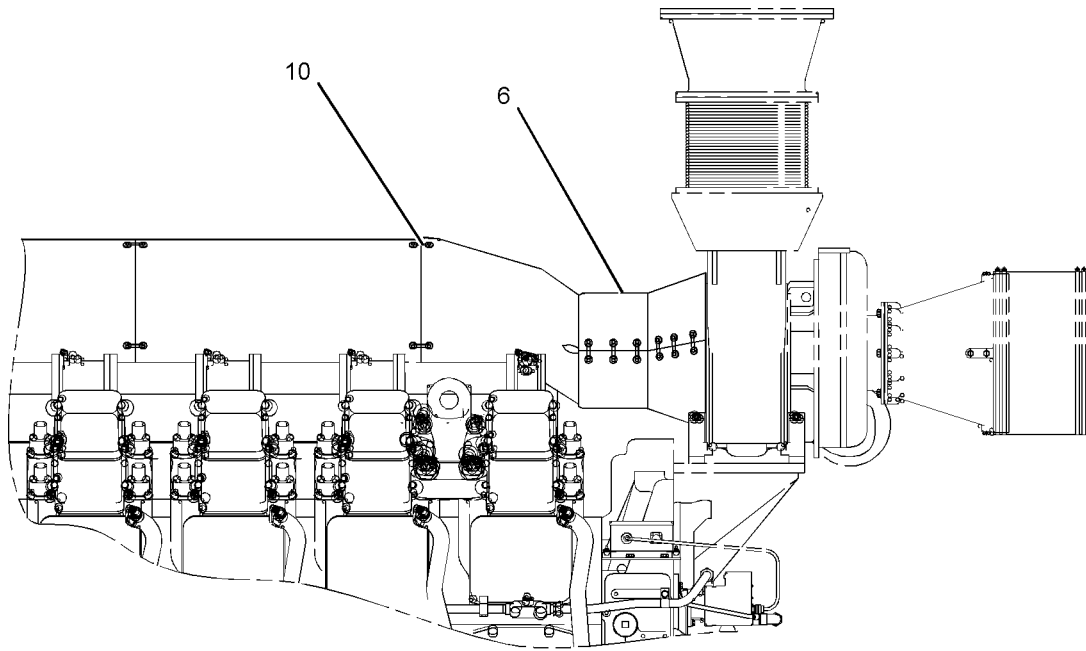
| NOTE | REF NO | GRAPHIC REF | PART NUMBER | QTY | PART NAME | | | | | | SEE PAGE |
|------|--------|-------------|-----------------|-----|-----------------------------------------------|---|---|---|---|-------------------|----------|
| | | | | | 1 | 2 | 3 | 4 | 5 | 6 (PRODUCT LEVEL) | |
| | 1 | 2 | 132-8292 | 6 | SHIELD AS-EXHAUST (MID INISDE, LH AND RH) | | | | | | |
| | 2 | 2 | 132-8294 | 1 | SHIELD AS-EXHAUST (INSIDE, LH AND RH) | | | | | | |
| | 3 | 2 | 132-8296 | 1 | SHIELD AS-EXHAUST (REAR OUTSIDE, LH) | | | | | | |
| | 4 | 2 | 132-8297 | 1 | SHIELD AS-EXHAUST (REAR OUTSIDE, RH) | | | | | | |
| | 5 | 2 | 132-8298 | 6 | SHIELD AS-EXHAUST (MID OUTSIDE, LH AND RH) | | | | | | |
| | 6 | 1 | 137-6609 | 2 | SHIELD AS-EXHAUST (REAR BELLOWS, LH AND RH) | | | | | | |
| | 7 | 1 | 132-8300 | 2 | SHIELD AS-EXHAUST (LEFT AND RIGHT TURBO RING) | | | | | | |
| | 8 | 2 | 248-2372 | 1 | SHIELD AS-EXHAUST (FRONT EXHASUT, LH) | | | | | | |
| | 9 | 2 | 248-2373 | 1 | SHIELD AS-EXHAUST (FRONT EXHAUST, RH) | | | | | | |
| BD | 10 | 1 | 138-3331 | | WIRE-TIE (30-M) | | | | | | |
| | 11 | 2 | 201-4898 | 1 | SHIELD AS (MANIFOLD REAR, LH) | | | | | | |

B-USE AS REQUIRED
D-ORDER BY THE METER

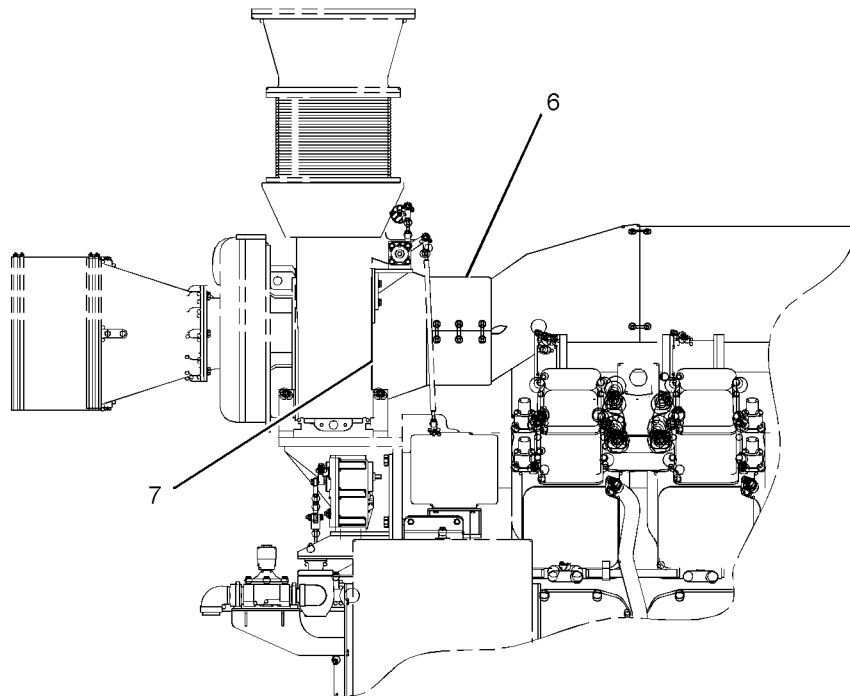
AIR INLET AND EXHAUST SYSTEM

134-3508 SHIELD GP-EXHAUST (contd.)

i02346233



LEFT SIDE VIEW



RIGHT SIDE VIEW

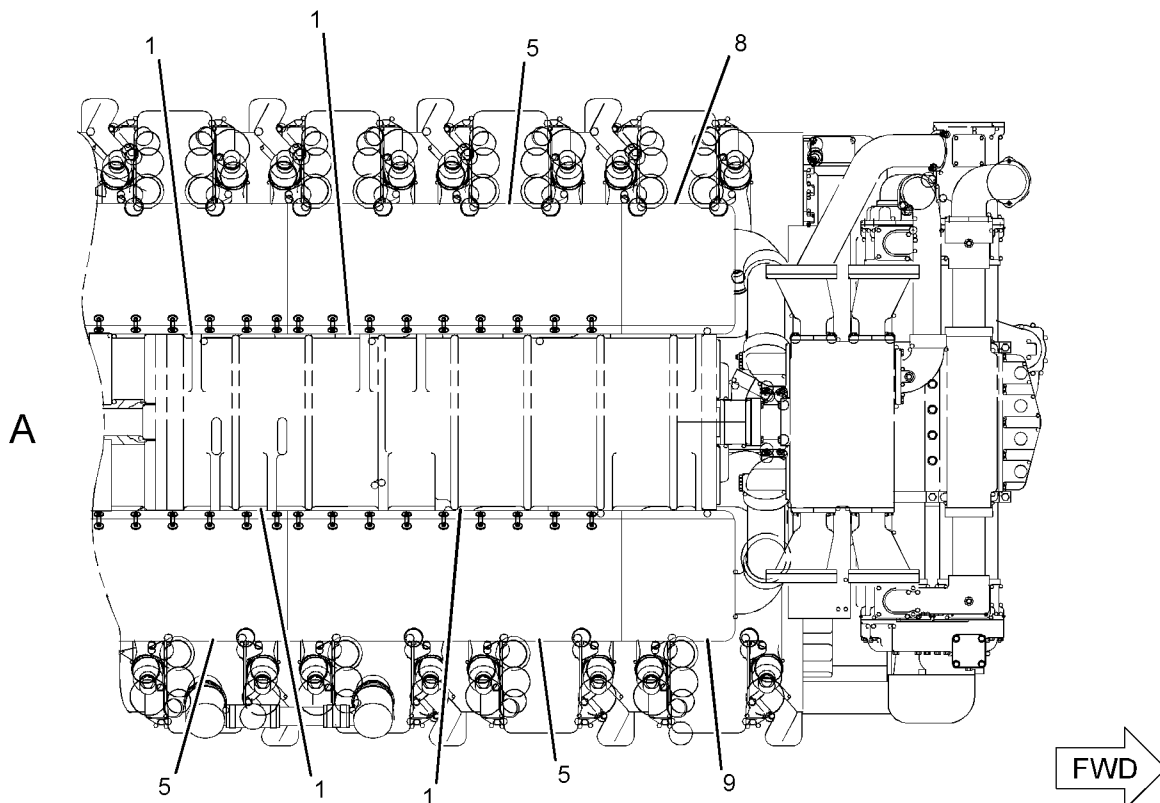
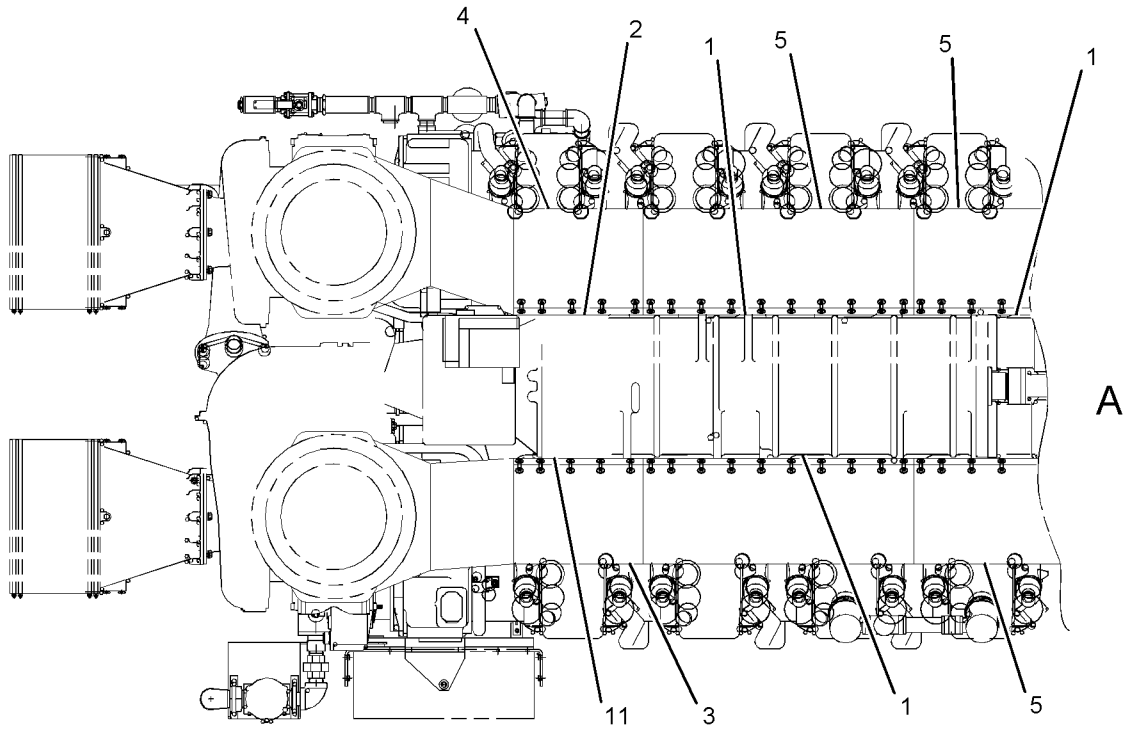
GRAPHIC #1

g01062541

AIR INLET AND EXHAUST SYSTEM

134-3508 SHIELD GP-EXHAUST (contd.)

i02346233



A

A

TOP VIEW
<END>

GRAPHIC #2

g01062542

AIR INLET AND EXHAUST SYSTEM

144-9991 SHIELD GP-EXHAUST (CHG -00) POST-TURBO SOFTWRAP

SMCS - 1067

i02438258

| NOTE | PART NUMBER | QTY | PART NAME | | | | | | SEE PAGE |
|----------------------|-------------|-----|----------------------------------|---|---|---|---|-------------------|----------|
| | | | 1 | 2 | 3 | 4 | 5 | 6 (PRODUCT LEVEL) | |
| | 159-7253 | 1 | SHIELD AS-EXHAUST (BELLOW) | | | | | | |
| | 164-9311 | 1 | SHIELD AS-EXHAUST (REAR BLANKET) | | | | | | |
| | 135-8128 | 1 | SHIELD AS-MANIFOLD | | | | | | |
| D | 138-3331 | | WIRE-TIE (30-M) | | | | | | |
| D-ORDER BY THE METER | | | | | | | | | |

<END>

AIR INLET AND EXHAUST SYSTEM

317-9553 SHUTOFF GP-AIR (CHG -00, -01) PART OF 317-9554 SHUTOFF GP-AIR

SMCS - 1078

i03065920

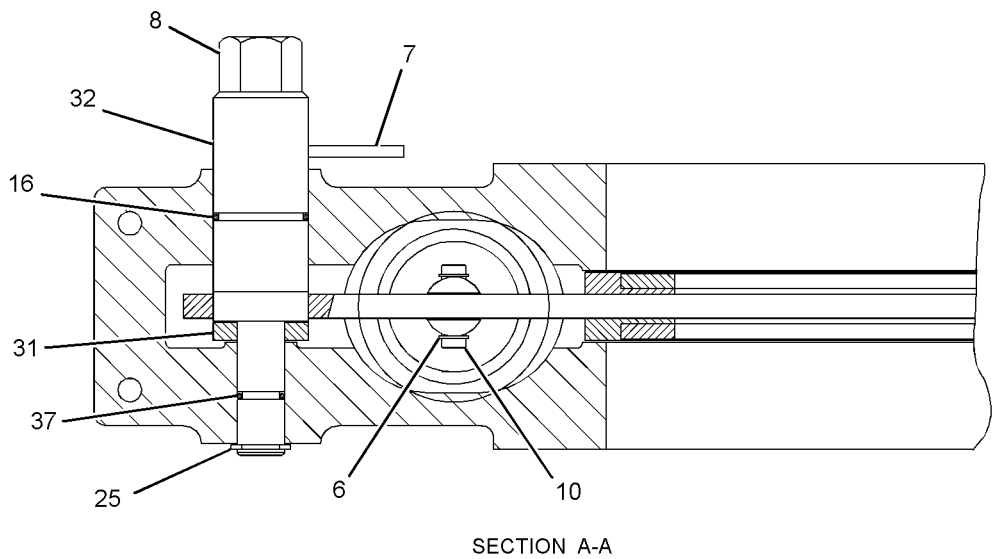
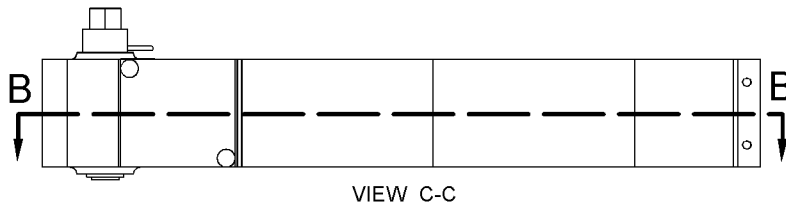
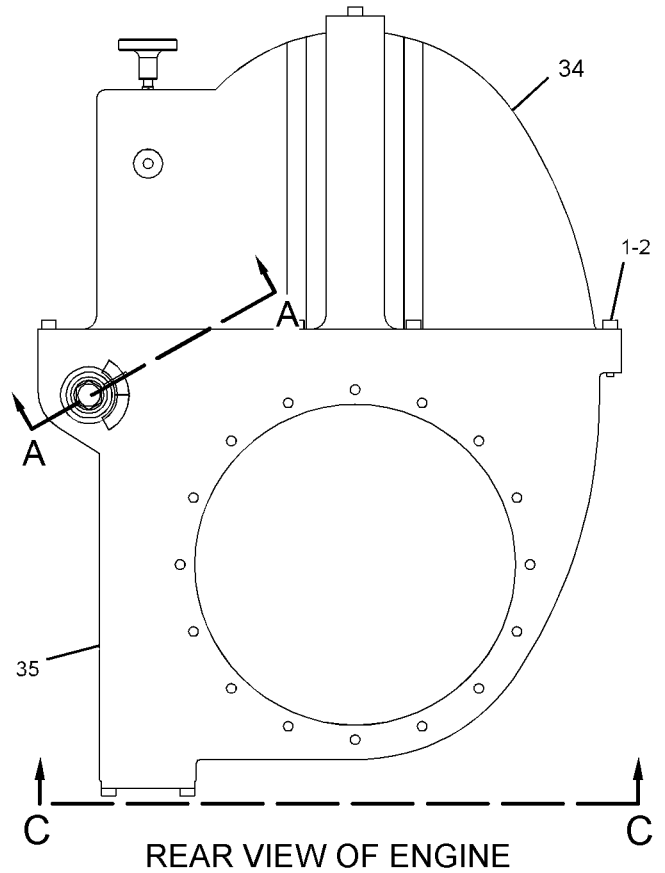
| NOTE | REF NO | GRAPHIC REF | PART NUMBER | QTY | PART NAME | | | | | | SEE PAGE |
|------|--------|-------------|-------------|-----|------------------------------------|---|---|---|---|-------------------|----------|
| | | | | | 1 | 2 | 3 | 4 | 5 | 6 (PRODUCT LEVEL) | |
| | 1 | 1 | 3V-3308 | 8 | WASHER-HARD (10.2X20.5X2.5-MM THK) | | | | | | |
| | 2 | 1 | 4D-3120 | 8 | BOLT-SOCKET HEAD (3/8-16X1.5-IN) | | | | | | |
| | 3 | 2 | 8H-0707 | 2 | BOLT (1/4-20X1-IN) | | | | | | |
| | 4 | 2 | 195-0988 | 1 | KNOB | | | | | | |
| | 5 | 2 | 150-7897 | 1 | SCREW (ALIGNMENT) | | | | | | |
| | 6 | 1 | 150-7899 | 2 | RING-RETAINING | | | | | | |
| | 7 | 1 | 150-7900 | 1 | INDICATOR | | | | | | |
| | 8 | 1 | 150-7901 | 1 | DRIVE-HEX | | | | | | |
| | 9 | 2 | 150-7905 | 1 | SPRING-SUPPORT | | | | | | |
| | 10 | 1 | 150-7906 | 1 | PIN | | | | | | |
| | 11 | 2 | 150-7911 | 2 | SETSCREW | | | | | | |
| | 12 | 2 | 324-3806 | 2 | BUMPER | | | | | | |
| | 13 | 2 | 150-7916 | 1 | WIPER | | | | | | |
| | 14 | 2 | 150-7917 | 1 | SPRING-SPINDLE | | | | | | |
| | 15 | 2 | 175-1365 | 1 | PLATE | | | | | | |
| | 16 | 1 | 5P-5599 | 1 | SEAL-O-RING | | | | | | |
| | 17 | 2 | 176-1382 | 1 | CAP | | | | | | |
| | 18 | 2 | 176-1384 | 1 | CAP | | | | | | |
| | 19 | 2 | 180-3900 | 1 | ROD | | | | | | |
| | 20 | 2 | 180-3902 | 1 | GASKET | | | | | | |
| | 21 | 2 | 180-3903 | 1 | RING | | | | | | |
| | 22 | 2 | 180-3905 | 1 | PLATE | | | | | | |
| | 23 | 2 | 180-3908 | 1 | SUPPORT | | | | | | |
| | 24 | 2 | 180-3909 | 1 | SLEEVE | | | | | | |
| | 25 | 1 | 7S-5757 | 1 | RING-RETAINING | | | | | | |
| | 26 | 2 | 180-3911 | 1 | CUP | | | | | | |
| | 27 | 2 | 180-3914 | 1 | GUIDE | | | | | | |
| | 28 | 2 | 180-3915 | 1 | SPINDLE | | | | | | |
| | 29 | 2 | 180-3916 | 1 | SPRING | | | | | | |
| | 30 | 2 | 180-3917 | 1 | RETAINER | | | | | | |
| | 31 | 1 | 180-3918 | 1 | SPACER | | | | | | |
| | 32 | 1 | 180-3919 | 1 | SHAFT | | | | | | |
| | 33 | 2 | 317-9551 | 1 | PADDLE AS | | | | | | |
| | 34 | 1 | 180-3922 | 1 | COVER | | | | | | |
| | 35 | 1 | 324-3755 | 1 | BODY | | | | | | |
| | 36 | 2 | 5P-5600 | 1 | SEAL-O-RING | | | | | | |
| | 37 | 1,2 | 8L-2779 | 2 | SEAL-O-RING | | | | | | |
| | 38 | 2 | 180-3927 | 1 | SEAL-O-RING | | | | | | |
| | 39 | 2 | 180-3928 | 1 | BUSHING | | | | | | |
| | 40 | 2 | 180-3929 | 1 | NUT (3/8-16-THD) | | | | | | |
| | 41 | 2 | 180-3930 | 1 | BEARING | | | | | | |
| | 42 | 2 | 180-3931 | 1 | WASHER (9.8X19.05X6.4-MM THK) | | | | | | |
| | 43 | 2 | 125-3296 | 4 | BOLT-SOCKET HEAD (10-24X25.4-MM) | | | | | | |
| | 44 | 2 | 061-7540 | 1 | SEAL-O-RING | | | | | | |
| | 45 | 2 | 8H-3127 | 2 | BOLT (1/4-20X0.75-IN) | | | | | | |
| | 46 | 2 | 6V-6228 | 1 | SEAL-O-RING | | | | | | |

AIR INLET AND EXHAUST SYSTEM

317-9553 SHUTOFF GP-AIR (contd.)

i03065920

REFER TO ALL ILLUSTRATIONS OF THIS GROUP FOR AUXILIARY VIEWS



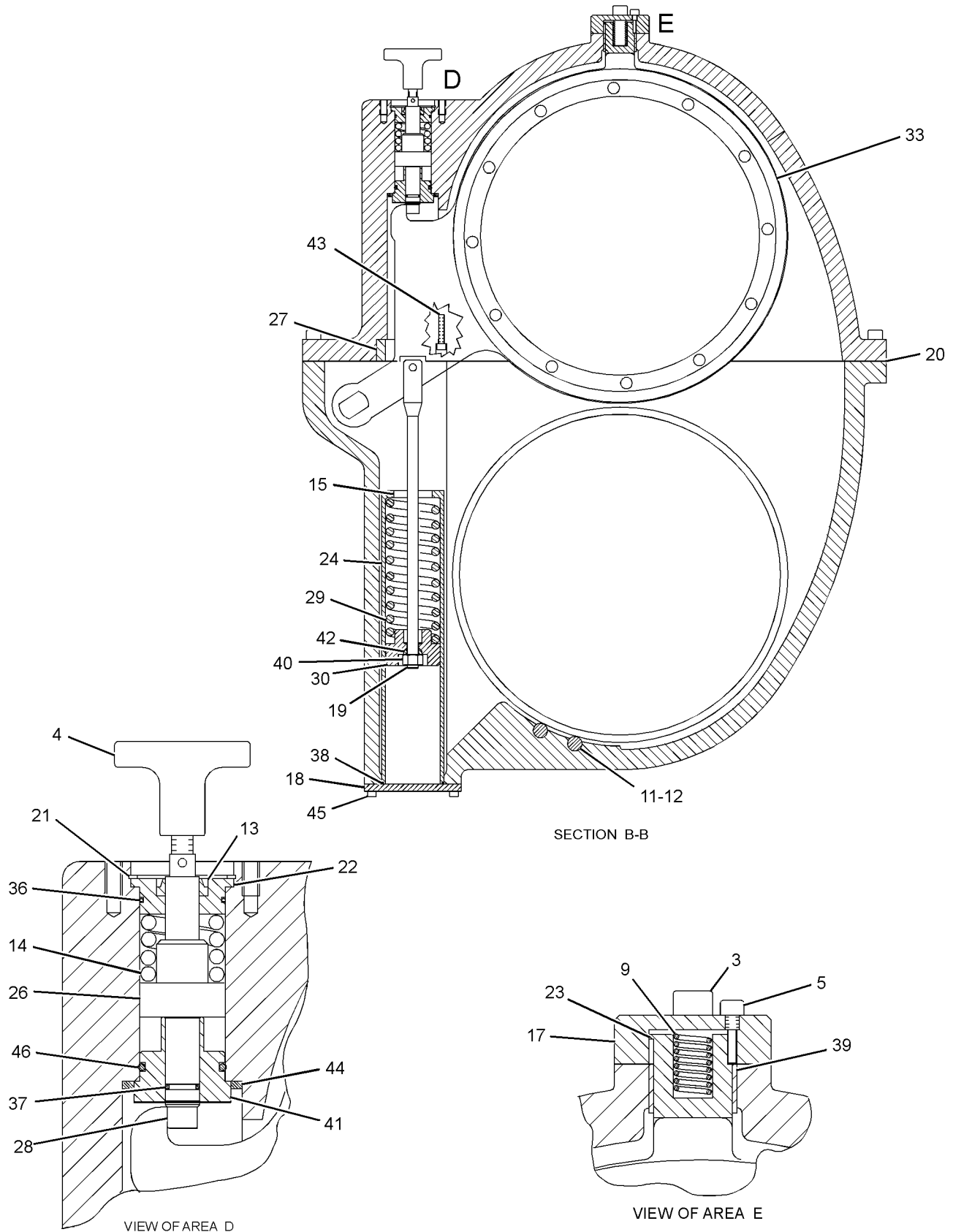
GRAPHIC #1

g01558417

AIR INLET AND EXHAUST SYSTEM

317-9553 SHUTOFF GP-AIR (contd.)

i03065920



GRAPHIC #2

<END>

g01560213

AIR INLET AND EXHAUST SYSTEM

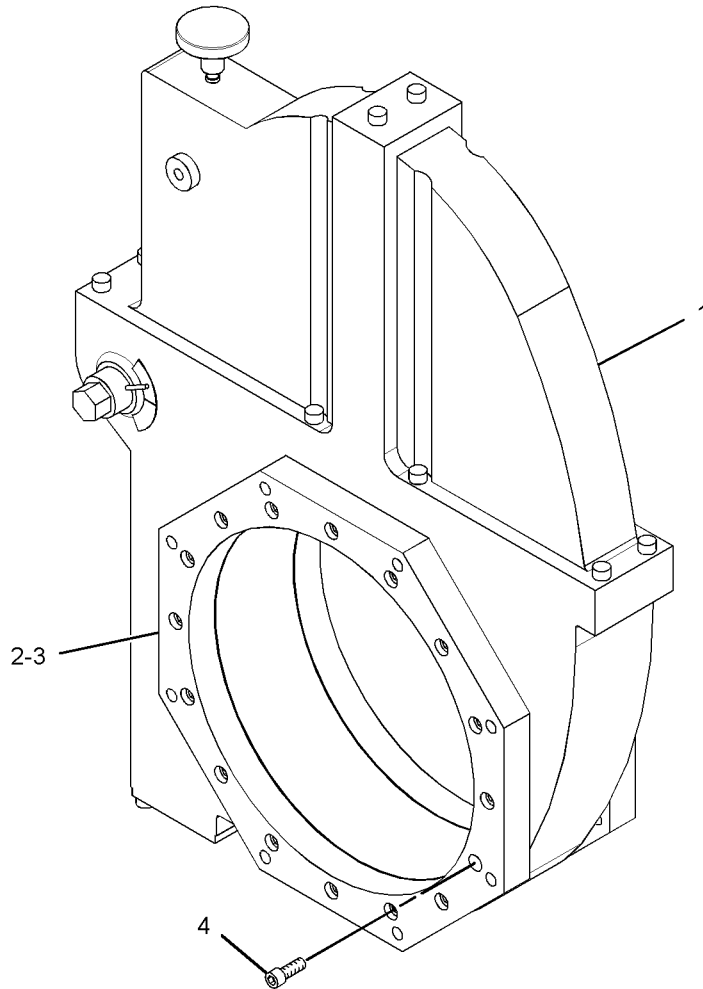
317-9554 SHUTOFF GP-AIR (CHG -00 THRU -02) PART OF 146-8982 LINES GP-AIR

SMCS-1078

i03202466

| NOTE | REF NO | GRAPHIC REF | PART NUMBER | QTY | PART NAME | | | | | | SEE PAGE |
|------|--------|-------------|-----------------|-----|------------------------|---|---|---|---|-------------------|----------|
| | | | | | 1 | 2 | 3 | 4 | 5 | 6 (PRODUCT LEVEL) | |
| Y | 1 | 1 | 317-9553 | 1 | SHUTOFF GP-AIR | | | | | | 150 |
| | 2 | 1 | 324-3750 | 2 | GASKET | | | | | | |
| | 3 | 1 | 324-3751 | 2 | ADAPTER | | | | | | |
| | 4 | 1 | 9F-6641 | 32 | BOLT (5/16-18X1.25-IN) | | | | | | |

Y-SEPARATE ILLUSTRATION



GRAPHIC #1

<END>

g01560295

AIR INLET AND EXHAUST SYSTEM

352-2419 SHUTOFF GP-AIR (CHG -00) PART OF 146-8982 LINES GP-AIR

SMCS-1078

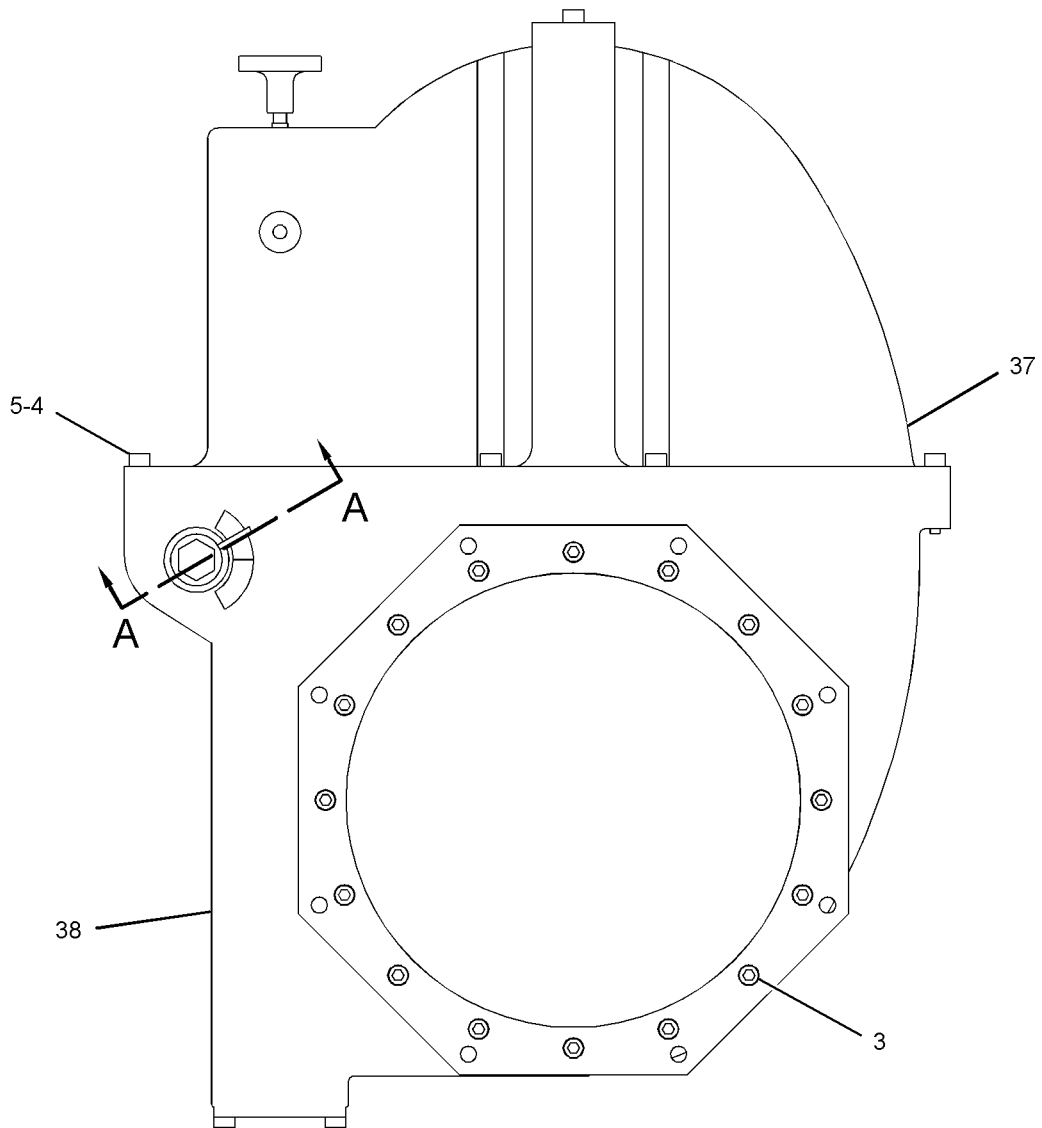
i03973452

| NOTE | REF NO | GRAPHIC REF | PART NUMBER | QTY | PART NAME | | | | | | SEE PAGE |
|------|--------|-------------|-------------|-----|------------------------------------|---|---|---|---|-------------------|----------|
| | | | | | 1 | 2 | 3 | 4 | 5 | 6 (PRODUCT LEVEL) | |
| | 1 | 1 | 324-3750 | 2 | GASKET | | | | | | |
| | 2 | 1 | 324-3751 | 2 | ADAPTER | | | | | | |
| | 3 | 1 | 9F-6641 | 32 | BOLT (5/16-18X1.25-IN) | | | | | | |
| | 4 | 1 | 3V-3308 | 8 | WASHER-HARD (10.2X20.5X2.5-MM THK) | | | | | | |
| | 5 | 1 | 4D-3120 | 8 | BOLT-SOCKET HEAD (3/8-16X1.5-IN) | | | | | | |
| | 6 | 2 | 8H-0707 | 2 | BOLT (1/4-20X1-IN) | | | | | | |
| | 7 | 2 | 195-0988 | 1 | KNOB | | | | | | |
| | 8 | 2 | 150-7897 | 1 | SCREW (ALIGNMENT) | | | | | | |
| | 9 | 2 | 150-7899 | 2 | RING-RETAINING | | | | | | |
| | 10 | 2 | 150-7900 | 1 | INDICATOR | | | | | | |
| | 11 | 2 | 150-7901 | 1 | DRIVE-HEX | | | | | | |
| | 12 | 2 | 150-7905 | 1 | SPRING-SUPPORT | | | | | | |
| | 13 | 2 | 150-7906 | 1 | PIN | | | | | | |
| | 14 | 2 | 150-7911 | 2 | SETSCREW | | | | | | |
| | 15 | 2 | 324-3806 | 2 | BUMPER | | | | | | |
| | 16 | 2 | 150-7916 | 1 | WIPER | | | | | | |
| | 17 | 2 | 150-7917 | 1 | SPRING-SPINDLE | | | | | | |
| | 18 | 2 | 175-1365 | 1 | PLATE | | | | | | |
| | 19 | 2 | 5P-5599 | 1 | SEAL-O-RING | | | | | | |
| | 20 | 2 | 176-1382 | 1 | CAP | | | | | | |
| | 21 | 2 | 176-1384 | 1 | CAP | | | | | | |
| | 22 | 2 | 180-3900 | 1 | ROD | | | | | | |
| | 23 | 2 | 180-3902 | 1 | GASKET | | | | | | |
| | 24 | 2 | 180-3903 | 1 | RING | | | | | | |
| | 25 | 2 | 180-3905 | 1 | PLATE | | | | | | |
| | 26 | 2 | 180-3908 | 1 | SUPPORT | | | | | | |
| | 27 | 2 | 180-3909 | 1 | SLEEVE | | | | | | |
| | 28 | 2 | 7S-5757 | 1 | RING-RETAINING | | | | | | |
| | 29 | 2 | 121-5464 | 1 | CUP | | | | | | |
| | 30 | 2 | 352-2422 | 1 | GUIDE | | | | | | |
| | 31 | 2 | 352-2421 | 1 | SPINDLE | | | | | | |
| | 32 | 2 | 180-3916 | 1 | SPRING | | | | | | |
| | 33 | 2 | 180-3917 | 1 | RETAINER | | | | | | |
| | 34 | 2 | 180-3918 | 1 | SPACER | | | | | | |
| | 35 | 2 | 180-3919 | 1 | SHAFT | | | | | | |
| | 36 | 2 | 317-9551 | 1 | PADDLE AS | | | | | | |
| | 37 | 1 | 180-3922 | 1 | COVER | | | | | | |
| | 38 | 1 | 324-3755 | 1 | BODY | | | | | | |
| | 39 | 2 | 5P-5600 | 1 | SEAL-O-RING | | | | | | |
| | 40 | 2 | 8L-2779 | 2 | SEAL-O-RING | | | | | | |
| | 41 | 2 | 180-3927 | 1 | SEAL-O-RING | | | | | | |
| | 42 | 2 | 180-3928 | 1 | BUSHING | | | | | | |
| | 43 | 2 | 180-3929 | 1 | NUT (3/8-16-THD) | | | | | | |
| | 44 | 2 | 180-3931 | 1 | WASHER (9.8X19.05X6.4-MM THK) | | | | | | |
| | 45 | 2 | 125-3296 | 4 | BOLT-SOCKET HEAD (10-24X25.4-MM) | | | | | | |
| | 46 | 2 | 061-7540 | 1 | SEAL-O-RING | | | | | | |
| | 47 | 2 | 8H-3127 | 2 | BOLT (1/4-20X0.75-IN) | | | | | | |
| | 48 | 2 | 6V-6228 | 1 | SEAL-O-RING | | | | | | |

AIR INLET AND EXHAUST SYSTEM

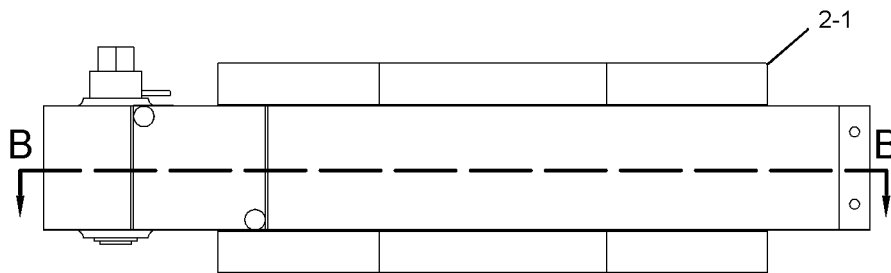
352-2419 SHUTOFF GP-AIR (contd.)

i03973452



REAR VIEW OF ENGINE

REFER TO ALL ILLUSTRATIONS OF THIS GROUP FOR AUXILIARY VIEWS



BOTTOM VIEW OF ENGINE

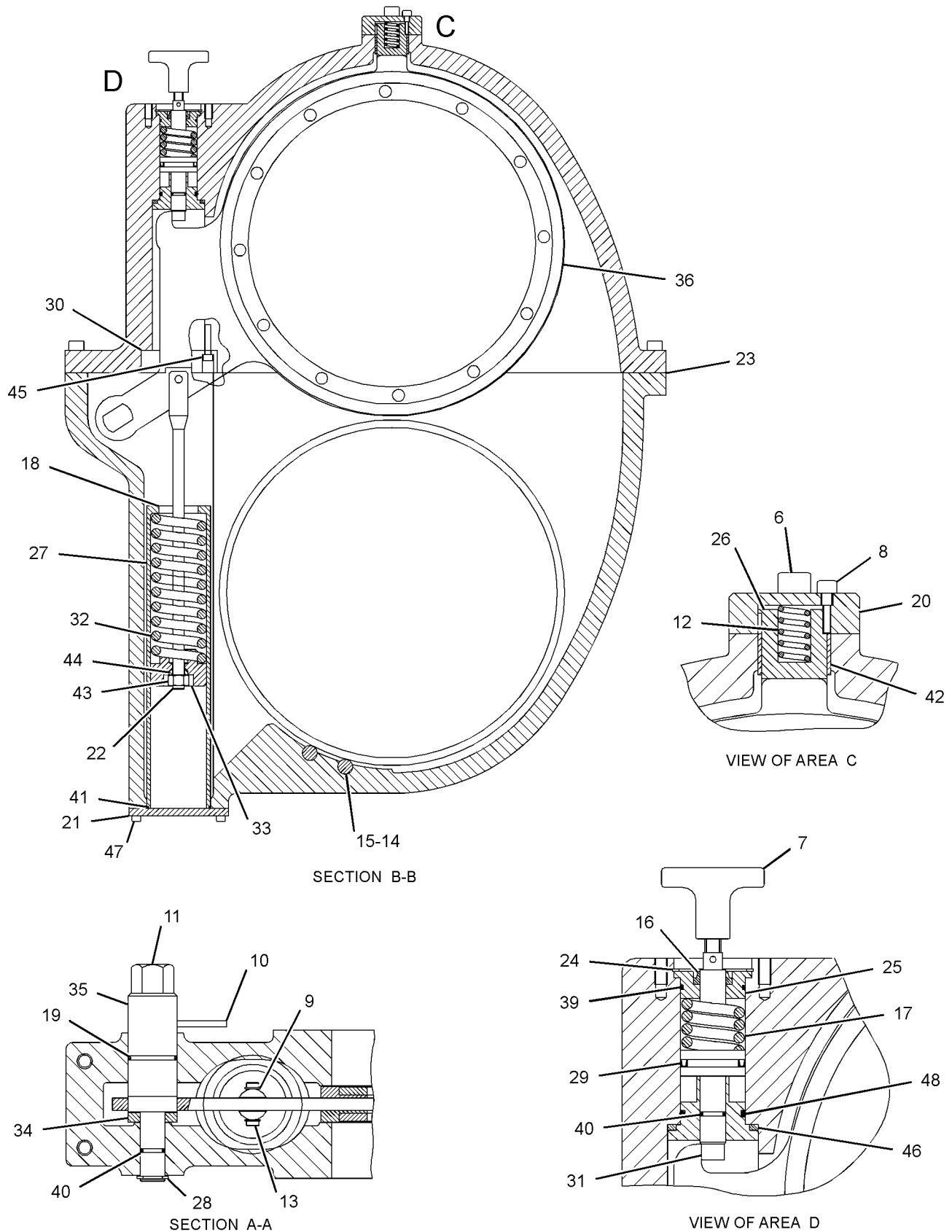
GRAPHIC #1

g02173510

AIR INLET AND EXHAUST SYSTEM

352-2419 SHUTOFF GP-AIR (contd.)

i03973452



GRAPHIC #2

<END>

g02173880

AIR INLET AND EXHAUST SYSTEM

115-0441 TURBOCHARGER GP (CHG -02, -03)

SMCS-1052, 1053

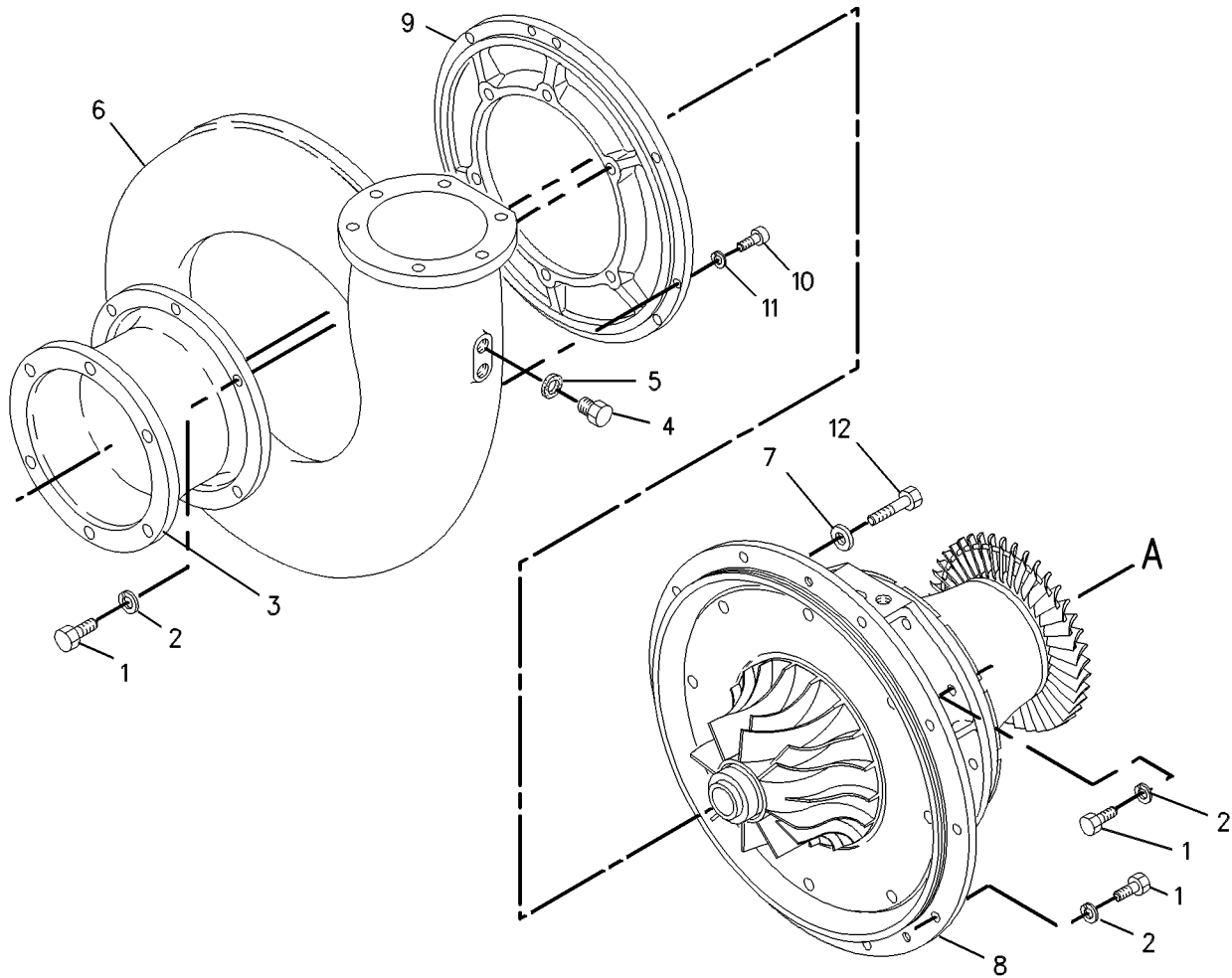
i02417290

| NOTE | REF NO | GRAPHIC REF | PART NUMBER | QTY | PART NAME | | | | | | SEE PAGE |
|-------------------------------------------------------------------------|--------|-------------|-------------|-----|---------------------------------------|---|---|---|---|-------------------|----------|
| | | | | | 1 | 2 | 3 | 4 | 5 | 6 (PRODUCT LEVEL) | |
| CM | 1 | 1 | 6V-3668 | 39 | BOLT (M12X1.75X30-MM) | | | | | | |
| C | 2 | 1 | 3B-4508 | 39 | LOCKWASHER | | | | | | |
| | 3 | 1 | 7W-0338 | 1 | INSERT | | | | | | |
| | 4 | 1 | 4W-9029 | 2 | PLUG | | | | | | |
| | 5 | 1 | 4W-9027 | 2 | GASKET | | | | | | |
| | 6 | 1 | 130-1860 | 1 | HOUSING-COMPRESSOR | | | | | | |
| C | 7 | 1 | 4W-9025 | 6 | WASHER-SPRING | | | | | | |
| | 8 | 1 | 116-2814 | 1 | CARTRIDGE GP-TURBOCHARGER | | | | | | 126 |
| Y | 9 | 1 | 4P-2264 | 1 | DIFFUSER | | | | | | |
| | 10 | 1 | 8T-1158 | 3 | BOLT-SOCKET HEAD (M8X1.25X20-MM) | | | | | | |
| M | 11 | 1 | 3B-4505 | 3 | LOCKWASHER | | | | | | |
| | 12 | 1 | 6V-5230 | 6 | BOLT (M10X1.5X60-MM) | | | | | | |
| M | 13 | 2 | 6B-6863 | 1 | PIN-SPRING | | | | | | |
| | 14 | 2 | 4W-8571 | 12 | PLATE-LOCK (5-MM THK) | | | | | | |
| | 15 | 2 | 131-3708 | 1 | HOUSING | | | | | | |
| C | 16 | 2 | 4W-8607 | 1 | COVER | | | | | | |
| | 17 | 2 | 4W-8606 | 1 | GASKET | | | | | | |
| M | 18 | 2 | 6V-3668 | 40 | BOLT (M12X1.75X30-MM) | | | | | | |
| | 19 | 2 | 4W-8605 | 2 | GASKET | | | | | | |
| | 20 | 2 | 4W-8608 | 2 | COVER | | | | | | |
| | 21 | 2 | 7E-7093 | 2 | GASKET | | | | | | |
| | 22 | 2 | 4W-9533 | 2 | COVER | | | | | | |
| | 23 | 2 | 3B-4508 | 28 | LOCKWASHER | | | | | | |
| | 24 | 2 | 0S-1595 | 4 | BOLT (1/2-13X1.25-IN) | | | | | | |
| | 25 | 2 | 4W-8568 | 4 | SEGMENT | | | | | | |
| | 26 | 2 | 4W-9036 | 2 | SUPPORT | | | | | | |
| | 27 | 2 | 6V-3823 | 4 | BOLT (M12X1.75X60-MM) | | | | | | |
| M | 28 | 2 | 9Y-6185 | 1 | NOZZLE | | | | | | |
| M | 29 | 2 | 6V-8675 | 8 | BOLT (M12X1.75X35-MM) | | | | | | |
| M | 30 | 2 | 8C-8581 | 12 | BOLT-HIGH TEMPERATURE (M10X1.5X30-MM) | | | | | | |
| | 31 | 2 | 4W-8566 | 20 | PLATE-LOCK (1-MM THK) | | | | | | |
| C | 32 | 2 | 7W-0342 | 1 | COVER-RING | | | | | | |
| | 33 | 2 | 4P-0309 | 1 | HOUSING AS-INLET | | | | | | |
| C | 34 | 2 | 4P-0300 | 1 | FLANGE-GAS INLET | | | | | | |
| | 35 | 2 | 7E-9688 | 2 | CLAMP-SEGMENT | | | | | | |
| C | 36 | 2 | 7E-9689 | 4 | KEY | | | | | | |
| | 37 | 2 | 7E-9690 | 1 | PIN-SPRING | | | | | | |
| M | 38 | 2 | 9X-8275 | 4 | BOLT-SOCKET HEAD (M6X1X10-MM) | | | | | | |
| M | 39 | 2 | 100-6777 | 24 | BOLT-HIGH TEMPERATURE (M10X1.5X25-MM) | | | | | | |
| | 40 | 2 | 7E-9699 | 12 | RETAINER-BOLT | | | | | | |
| M | 41 | 2 | 156-2687 | 8 | BOLT-HIGH TEMPERATURE (M10X1.5X30-MM) | | | | | | |
| AVAILABLE REPAIR KIT(S): | | | | | | | | | | | |
| Y | | | 4W-0686 | 1 | KIT-TURBOCHARGER REPAIR | | | | | | 243 |
| C-CHANGE FROM PREVIOUS TYPE M-METRIC PART Y-SEPARATE ILLUSTRATION | | | | | | | | | | | |

AIR INLET AND EXHAUST SYSTEM

115-0441 TURBOCHARGER GP (contd.)

i02417290



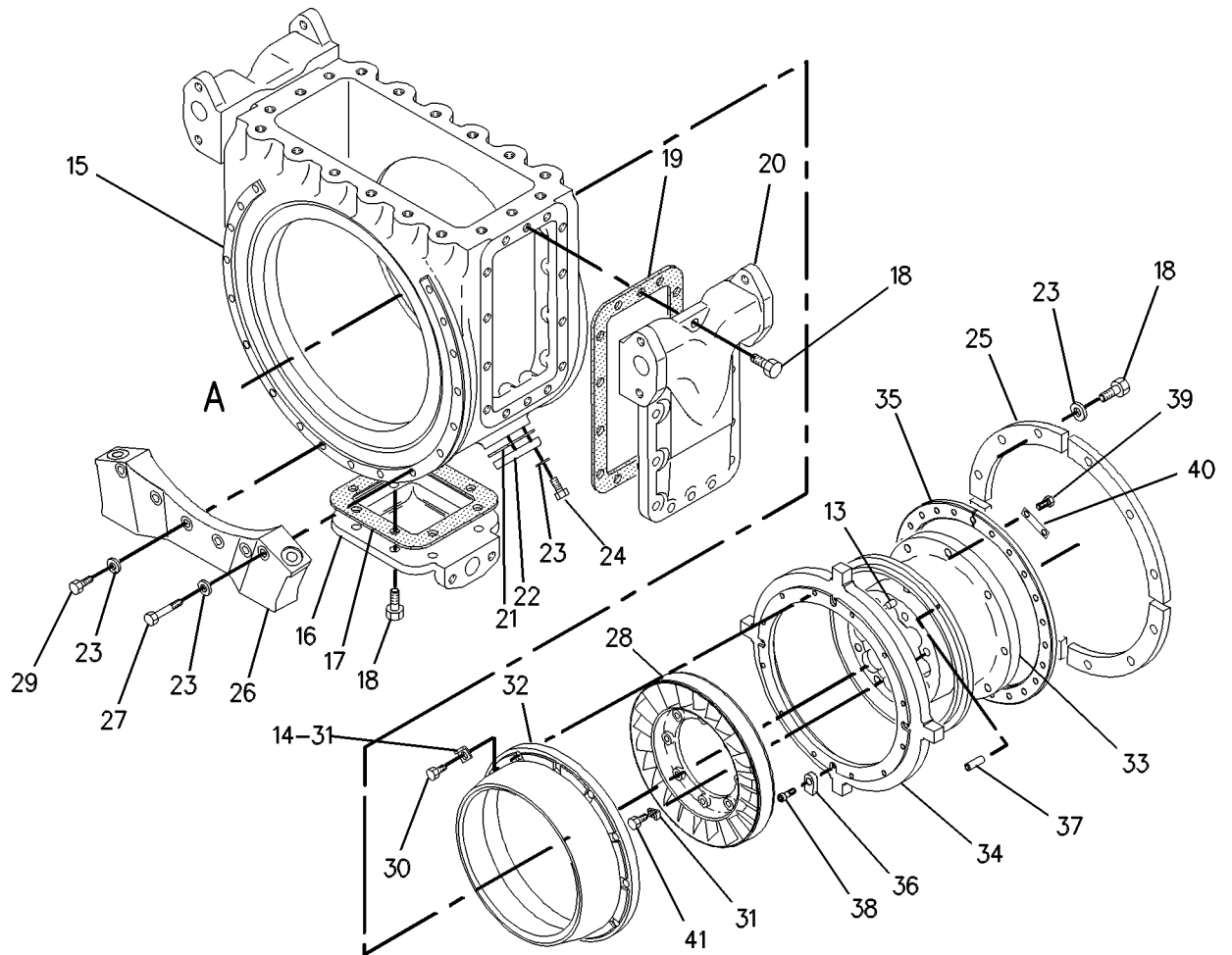
GRAPHIC #1

g00107071

AIR INLET AND EXHAUST SYSTEM

115-0441 TURBOCHARGER GP (contd.)

i02417290



GRAPHIC #2

<END>

g00370855

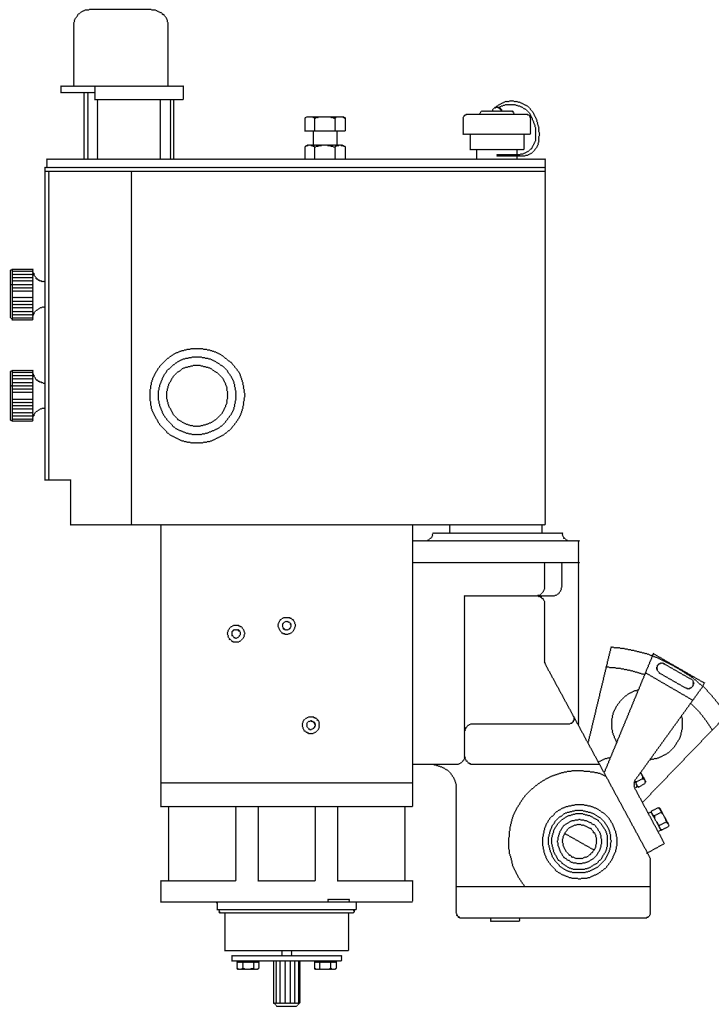
FUEL SYSTEM

163-6459 ACTUATOR AS-GOVERNOR (CHG -00, -01) WOODWARD, FORWARD

SMCS-1716

i01552869

| NOTE | REF NO | GRAPHIC REF | PART NUMBER | QTY | PART NAME | SEE PAGE |
|---------------------|--------|-------------|-------------|-----|-----------------------------|----------|
| | | | | | 1 2 3 4 5 6 (PRODUCT LEVEL) | |
| (NO SERVICED PARTS) | | | | | | |



GRAPHIC #1

<END>

g00808589

FUEL SYSTEM

4P-7031 CONTROL GP-FUEL INJECTION (CHG -03 THRU -06)

SMCS-1265, 1298

i01571869

| NOTE | REF NO | GRAPHIC REF | PART NUMBER | QTY | PART NAME | | | | | | SEE PAGE |
|------|--------|-------------|-------------|-----|-------------------------------------|---|---|---|---|-------------------|----------|
| | | | | | 1 | 2 | 3 | 4 | 5 | 6 (PRODUCT LEVEL) | |
| | 1 | 1 | 7E-4385 | 1 | HOUSING AS | | | | | | |
| | | 1 | 5J-3241 | 1 | BEARING AS-NEEDLE | | | | | | |
| | | 1 | 7B-0280 | 1 | SEAL-LIP TYPE | | | | | | |
| | | 1 | 009-1436 | 1 | BEARING | | | | | | |
| | 2 | 1 | 7E-4386 | 1 | LEVER-FUEL STOP | | | | | | |
| | 3 | 1 | 7E-4387 | 1 | SHAFT | | | | | | |
| | 4 | 1 | 0S-1590 | 2 | BOLT (3/8-16X2-IN) | | | | | | |
| | 5 | 1 | 9Y-3330 | 2 | LEVER | | | | | | |
| | 6 | 1 | 1B-8705 | 2 | KEY-WOODRUFF | | | | | | |
| | 7 | 1 | 165-4616 | 1 | ROD AS-CONNECTING | | | | | | |
| C | 8 | 1 | 0S-1594 | 16 | BOLT (3/8-16X1-IN) | | | | | | |
| | 9 | 1 | 5P-4965 | 16 | SCREW-MACHINE (10-32X1-IN) | | | | | | |
| | 10 | 1 | 4B-4274 | 16 | WASHER (5.5X13X1.2-MM THK) | | | | | | |
| | 11 | 1 | 4W-3930 | 16 | LEVER | | | | | | |
| | 13 | 1 | 1W-0647 | 16 | ROD AS | | | | | | |
| | 14 | 1 | 1W-8408 | 16 | BOLT-PIVOT (5/16-24-THD) | | | | | | |
| | 15 | 1 | 3D-8752 | 32 | LOCKNUT (5/16-24-THD) | | | | | | |
| | 16 | 1 | 9M-1974 | 64 | WASHER-HARD (8.8X16X2-MM THK) | | | | | | |
| | 17 | 1 | 1W-8407 | 16 | SLEEVE | | | | | | |
| | 18 | 1 | 1B-9575 | 32 | BOLT (5/16-18X1.56-IN) | | | | | | |
| | 19 | 1 | 4P-6053 | 1 | ROD AS-CONNECTING | | | | | | |
| | | 1 | 8C-6971 | 1 | ROD END (3/8-24 LH THD) | | | | | | |
| | | 1 | 1S-3584 | 1 | NUT-FULL (3/8-24 LH-THD) | | | | | | |
| | | 1 | 3E-3226 | 1 | ROD END (3/8-24 RH THD) | | | | | | |
| | | 1 | 6V-8183 | 1 | NUT-FULL (3/8-24-THD) (RH) | | | | | | |
| | 20 | 1 | 8N-1996 | 1 | GASKET | | | | | | |
| | 21 | 1 | 7C-8438 | 1 | COVER | | | | | | |
| | 22 | 1 | 2L-6324 | 1 | BOLT (3/8-16X2.25-IN) | | | | | | |
| C | 23 | 1 | 3V-3308 | 40 | WASHER-HARD (10.2X20.5X2.5-MM THK) | | | | | | |
| | 24 | 1 | 4W-4803 | 1 | SETSCREW (3/8-16-THD) | | | | | | |
| | 25 | 1 | 9S-8752 | 2 | NUT-FULL (3/8-16-THD) | | | | | | |
| | 26 | 1 | 7N-5368 | 1 | PIN-RACK | | | | | | |
| | 27 | 1 | 1L-5081 | 1 | SPACER (0.41X0.75X0.56-IN THK) | | | | | | |
| | 28 | 1 | 1W-3557 | 1 | GASKET | | | | | | |
| | 29 | 1 | 0S-1591 | 1 | BOLT (3/8-16X1.5-IN) | | | | | | |
| | 30 | 1 | 0S-1571 | 3 | BOLT (3/8-16X1.75-IN) | | | | | | |
| | 31 | 1 | 2A-5220 | 2 | PLUG | | | | | | |
| | 32 | 1 | 1B-4218 | 2 | WASHER (0.39X0.625X0.064-IN THK) | | | | | | |
| | 33 | 1 | 1N-4859 | 1 | GASKET | | | | | | |
| | 34 | 1 | 1N-4860 | 1 | COVER | | | | | | |
| | 35 | 1 | 4W-5100 | 1 | GASKET | | | | | | |
| | 36 | 1 | 7E-4388 | 1 | COVER | | | | | | |
| | 37 | 1 | 6J-0488 | 1 | SCREW-BUTTON HEAD (3/8-16X0.875-IN) | | | | | | |
| | 38 | 1 | 2D-4534 | 4 | BOLT-SOCKET HEAD (3/8-16X1-IN) | | | | | | |
| | 39 | 1 | 9Y-4936 | 1 | SHAFT AS-ROD | | | | | | |
| | 40 | 1 | 9Y-4939 | 1 | SHAFT AS-ROD | | | | | | |
| | 41 | 1 | 8S-4719 | 16 | BOLT (5/16-24X3.5-IN) | | | | | | |
| | 42 | 1 | 4W-0687 | 16 | LEVER | | | | | | |
| | 43 | 1 | 4W-0693 | 16 | CAP | | | | | | |
| | 44 | 1 | 0S-1619 | 16 | BOLT (3/8-16X3-IN) | | | | | | |
| | 45 | 1 | 1W-1952 | 2 | BRACKET AS | | | | | | |
| | | | | | (EACH INCLUDES) | | | | | | |
| | | 1 | 4W-6204 | 1 | BEARING | | | | | | |
| C | 46 | 1 | 161-0070 | 1 | SHAFT AS | | | | | | |
| C | 47 | 1 | 161-0071 | 1 | SHAFT AS | | | | | | |
| | 48 | 1 | 7E-8307 | 2 | FLANGE AS | | | | | | |
| | | | | | (EACH INCLUDES) | | | | | | |
| | | 1 | 4W-6204 | 1 | BEARING | | | | | | |

FUEL SYSTEM

4P-7031 CONTROL GP-FUEL INJECTION (contd.)

i01571869

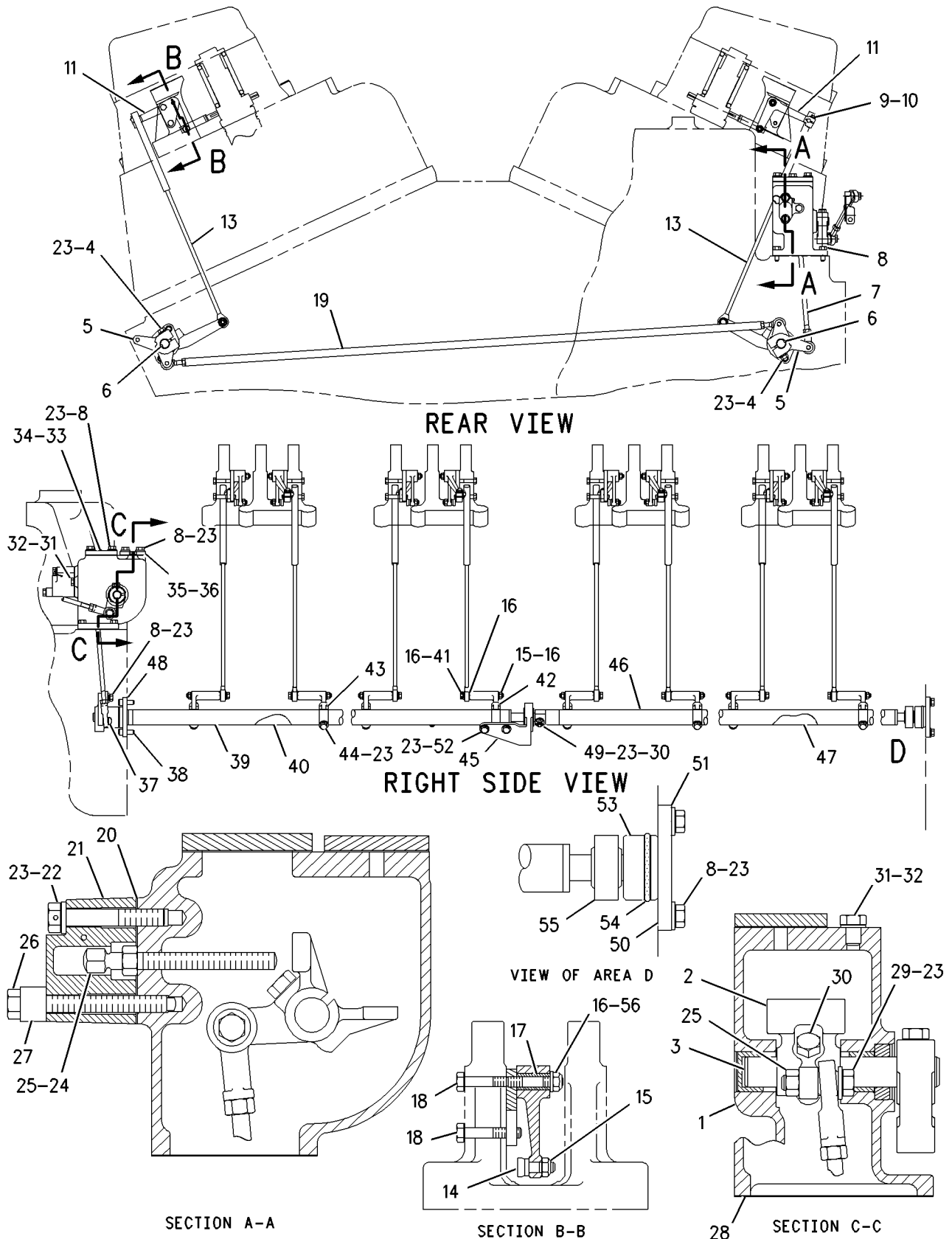
| NOTE | REF NO | GRAPHIC REF | PART NUMBER | QTY | PART NAME | | | | | | SEE PAGE |
|------|--------|-------------|-----------------|-----|------------------------|---|---|---|---|-------------------|----------|
| | | | | | 1 | 2 | 3 | 4 | 5 | 6 (PRODUCT LEVEL) | |
| | 49 | 1 | 2K-4973 | 2 | LOCKNUT (3/8-16-THD) | | | | | | |
| | 50 | 1 | 1W-1960 | 2 | GASKET | | | | | | |
| C | 51 | 1 | 4B-3140 | 2 | COVER | | | | | | |
| | 52 | 1 | 0S-1588 | 4 | BOLT (3/8-16X1.25-IN) | | | | | | |
| C | 53 | 1 | 147-3532 | 2 | PLUG | | | | | | |
| C | 54 | 1 | 061-8561 | 2 | SEAL-O-RING | | | | | | |
| C | 55 | 1 | 4W-6204 | 2 | BEARING | | | | | | |
| | 56 | 1 | 185-8882 | 16 | BOLT (5/16-18X1.41-IN) | | | | | | |

C-CHANGE FROM PREVIOUS TYPE

FUEL SYSTEM

4P-7031 CONTROL GP-FUEL INJECTION (contd.)

i01571869



GRAPHIC #1

<END>

g00710653

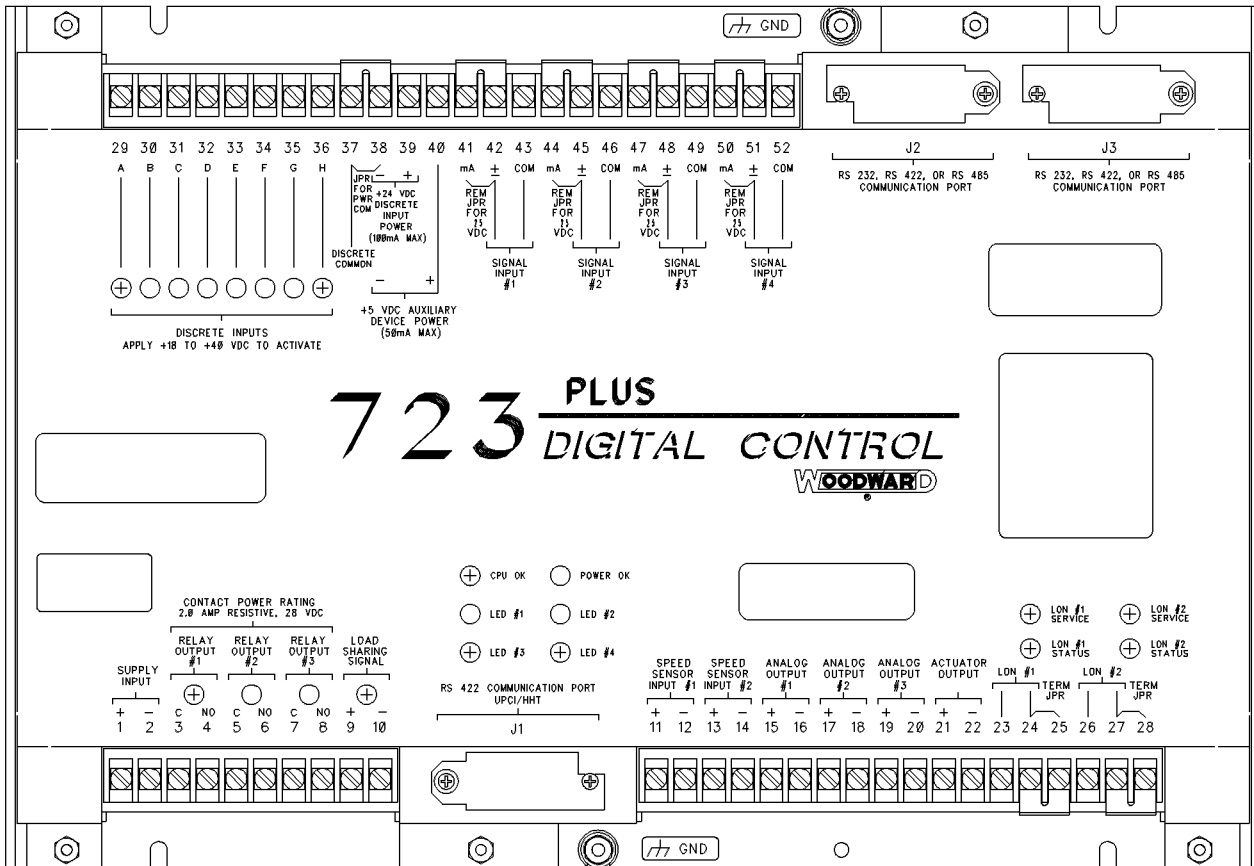
FUEL SYSTEM

165-4615 CONTROL GP-GOVERNOR (CHG -00 THRU -04)

SMCS-1265, 1276

i01096031

| NOTE | REF NO | GRAPHIC REF | PART NUMBER | QTY | PART NAME | | | | | | SEE PAGE |
|---------------------|--------|-------------|-------------|-----|-----------|---|---|---|---|-------------------|----------|
| | | | | | 1 | 2 | 3 | 4 | 5 | 6 (PRODUCT LEVEL) | |
| (NO SERVICED PARTS) | | | | | | | | | | | |



GRAPHIC #1

<END>

g00528475

FUEL SYSTEM

4P-9212 DRIVE GP-GOVERNOR (CHG -02)

2:1

SMCS - 1288

i02338298

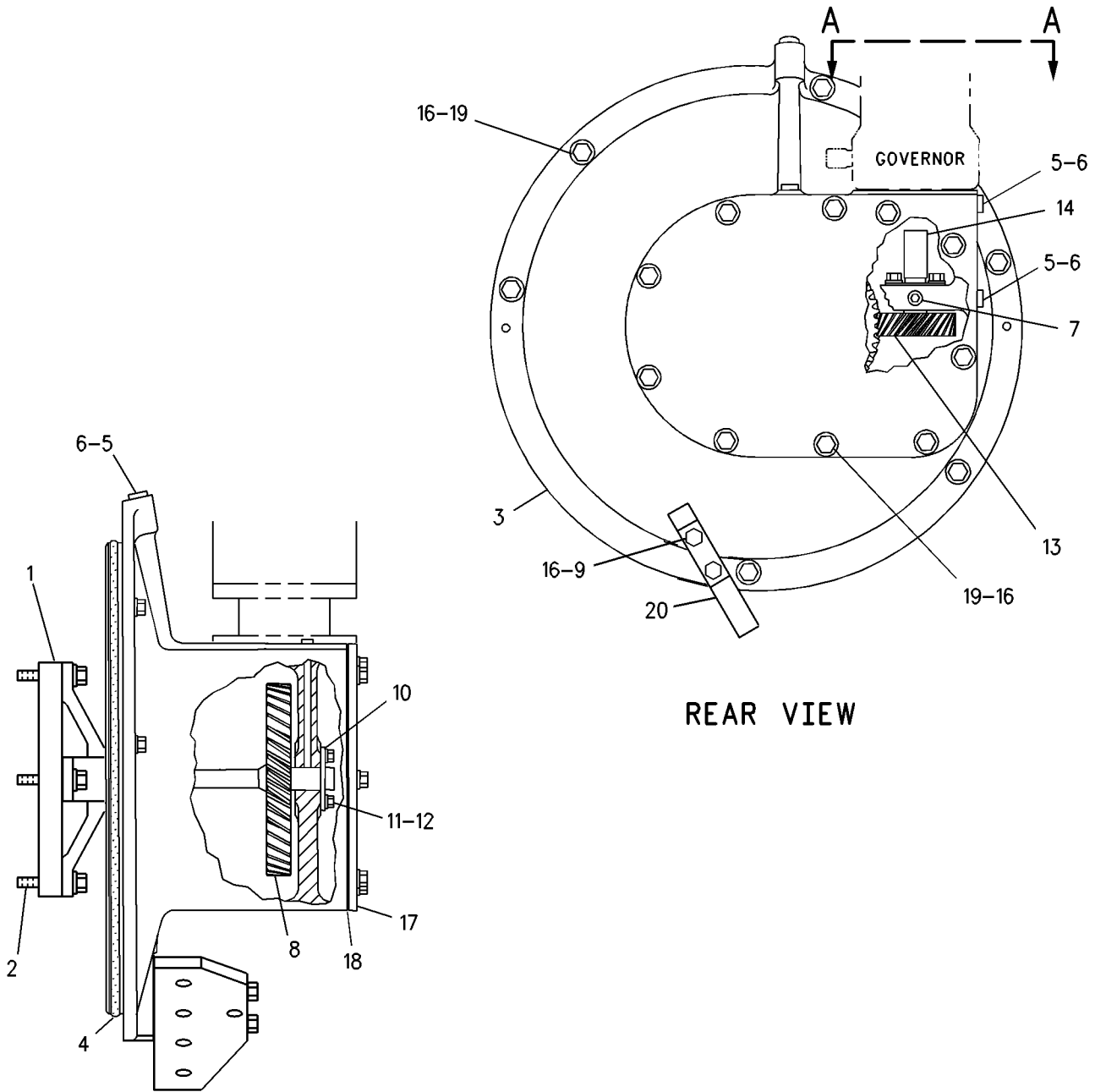
| NOTE | REF NO | GRAPHIC REF | PART NUMBER | QTY | PART NAME | | | | | | SEE PAGE |
|------|--------|-------------|-------------|-----|------------------------------------|---|---|---|---|-------------------|----------|
| | | | | | 1 | 2 | 3 | 4 | 5 | 6 (PRODUCT LEVEL) | |
| | 1 | 1 | 4P-5961 | 1 | ADAPTER | | | | | | |
| | 2 | 1 | 9S-1366 | 4 | BOLT (1/2-13X2.5-IN) | | | | | | |
| | | 1 | 5P-8245 | 4 | WASHER-HARD (13.5X25.5X3-MM THK) | | | | | | |
| | 3 | 1 | 4P-8027 | 1 | HOUSING AS | | | | | | |
| | | 1 | 1W-0604 | 2 | BEARING-SLEEVE | | | | | | |
| | 4 | 1 | 6V-5060 | 1 | SEAL-O-RING | | | | | | |
| | 5 | 1 | 9S-8007 | 6 | PLUG | | | | | | |
| | 6 | 1 | 5P-7813 | 6 | SEAL-O-RING | | | | | | |
| | 7 | 1 | 8T-6757 | 5 | PLUG-PIPE | | | | | | |
| C | 8 | 1 | 137-1382 | 1 | GEAR AS (51-TEETH) | | | | | | |
| | 9 | 1 | 5B-2638 | 2 | BOLT (3/8-16X5.25-IN) | | | | | | |
| | 10 | 1 | 123-4708 | 2 | WASHER-THRUST | | | | | | |
| | 11 | 1 | 0S-1618 | 4 | BOLT (5/16-18X1-IN) | | | | | | |
| | 12 | 1 | 9M-1974 | 4 | WASHER-HARD (8.8X16X2-MM THK) | | | | | | |
| | 13 | 1 | 7W-3596 | 1 | PINION (25-TEETH) | | | | | | |
| | 14 | 1 | 7W-3647 | 1 | COUPLING | | | | | | |
| | 15 | 1 | 3P-0647 | 4 | SEAL-O-RING | | | | | | |
| | 16 | 1 | 3V-3308 | 18 | WASHER-HARD (10.2X20.5X2.5-MM THK) | | | | | | |
| | 17 | 1 | 7C-5609 | 1 | COVER | | | | | | |
| | 18 | 1 | 7C-5610 | 1 | GASKET | | | | | | |
| | 19 | 1 | 0S-1588 | 16 | BOLT (3/8-16X1.25-IN) | | | | | | |
| | 20 | 1 | 7E-1512 | 1 | PLATE AS | | | | | | |
| | | 1 | 1W-7117 | 2 | DOWEL-HOLLOW | | | | | | |

C-CHANGE FROM PREVIOUS TYPE

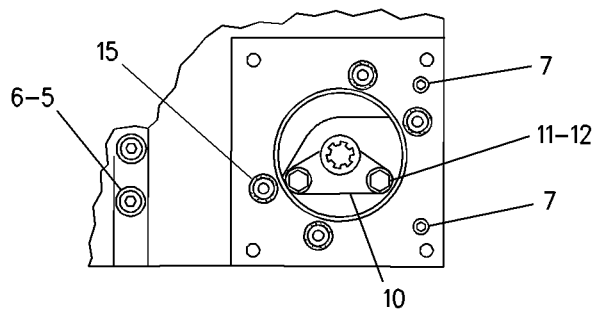
FUEL SYSTEM

4P-9212 DRIVE GP-GOVERNOR (contd.)

i02338298



LEFT SIDE VIEW



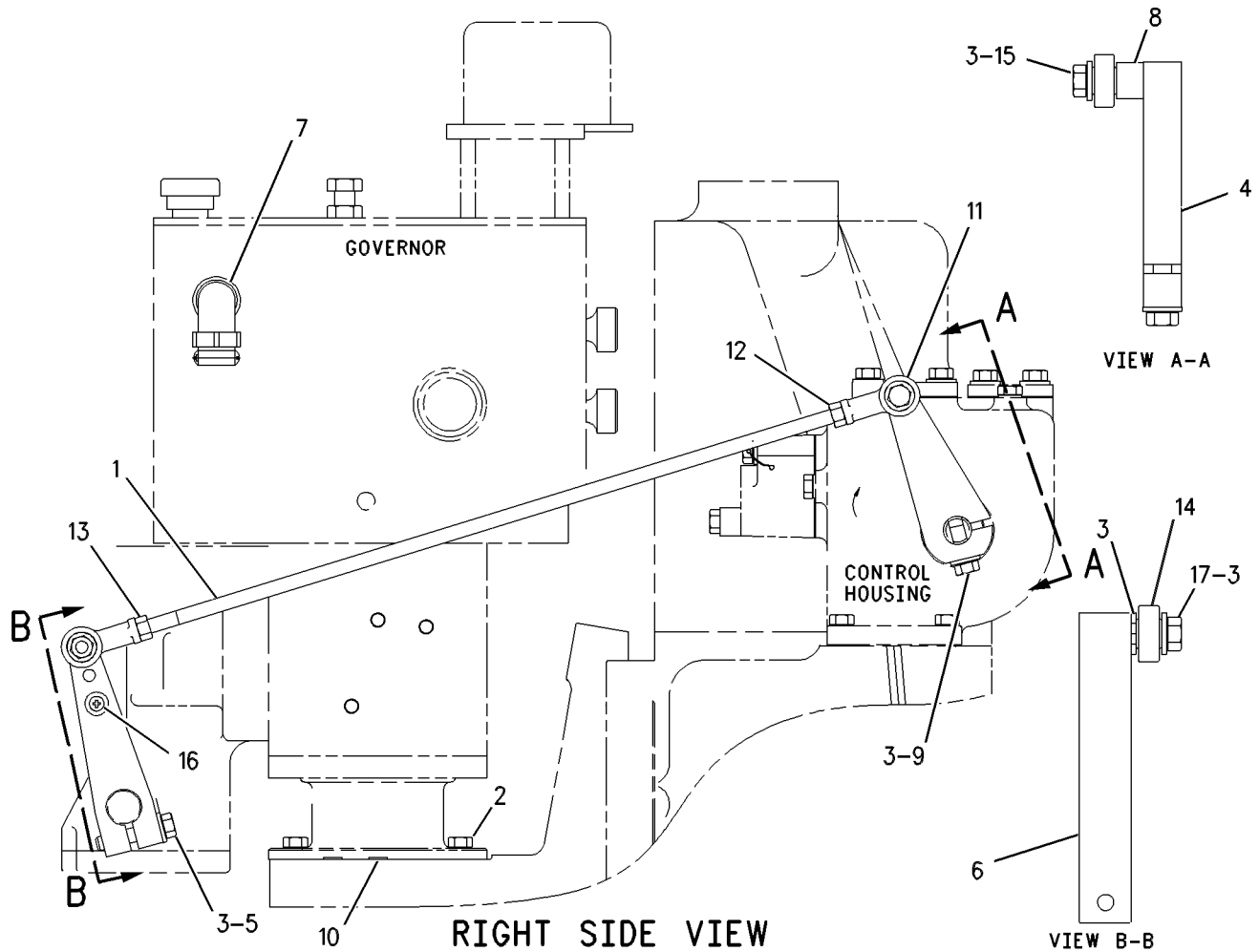
FUEL SYSTEM

4P-7035 FASTENER GP-GOVERNOR (CHG -00 THRU -03)

SMCS-1264

i03537512

| NOTE | REF NO | GRAPHIC REF | PART NUMBER | QTY | PART NAME | | | | | | SEE PAGE |
|------|--------|-------------|-------------|-----|------------------------------------|---|---|---|---|-------------------|----------|
| | | | | | 1 | 2 | 3 | 4 | 5 | 6 (PRODUCT LEVEL) | |
| | 1 | 1 | 9Y-8489 | 1 | ROD | | | | | | |
| | 2 | 1 | 0S-1588 | 4 | BOLT (3/8-16X1.25-IN) | | | | | | |
| | 3 | 1 | 3V-3308 | 5 | WASHER-HARD (10.2X20.5X2.5-MM THK) | | | | | | |
| | 4 | 1 | 7C-8566 | 1 | LEVER | | | | | | |
| | 5 | 1 | 0S-1571 | 1 | BOLT (3/8-16X1.75-IN) | | | | | | |
| | 6 | 1 | 163-6460 | 1 | LEVER | | | | | | |
| | 7 | 1 | 124-7374 | 1 | CONNECTOR AS (10-PIN) | | | | | | |
| | 8 | 1 | 1H-0767 | 1 | SPACER (0.406X0.75X0.813-IN THK) | | | | | | |
| | 9 | 1 | 0S-1590 | 1 | BOLT (3/8-16X2-IN) | | | | | | |
| | 10 | 1 | 4W-3938 | 1 | GASKET | | | | | | |
| | 11 | 1 | 7X-7874 | 1 | ROD END | | | | | | |
| | 12 | 1 | 1S-3584 | 1 | NUT-FULL (3/8-24 LH-THD) | | | | | | |
| | 13 | 1 | 3S-2713 | 1 | NUT-FULL (3/8-24-THD) | | | | | | |
| | 14 | 1 | 7X-7875 | 1 | ROD END | | | | | | |
| | 15 | 1 | 0L-2070 | 1 | BOLT (3/8-16X2.25-IN) | | | | | | |
| | 16 | 1 | 6V-5754 | 2 | PLUG | | | | | | |
| | 17 | 1 | 0S-1591 | 1 | BOLT (3/8-16X1.5-IN) | | | | | | |



GRAPHIC #1

<END>

g00538738

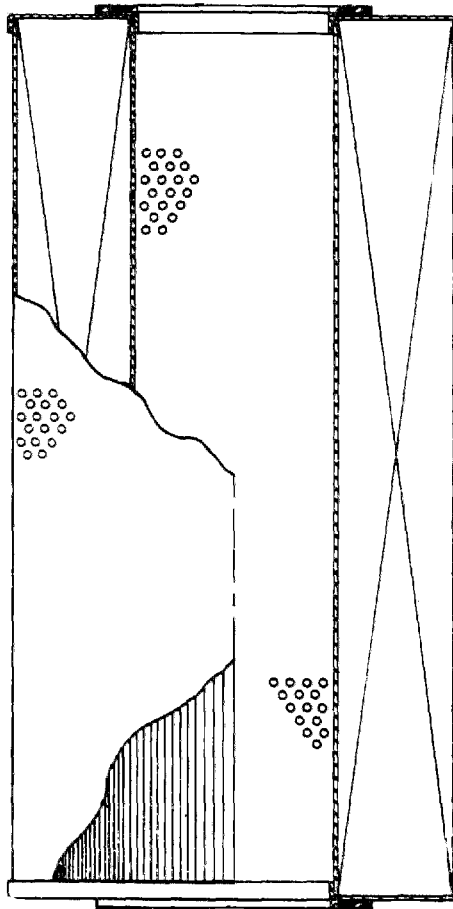
FUEL SYSTEM

7W-6709 FILTER ELEMENT - FUEL (CHG -00, -00D1, -00D2, -01) RESIDUAL FUEL

SMCS-1261

i01561955

| NOTE | REF NO | GRAPHIC REF | PART NUMBER | QTY | PART NAME | | | | | | SEE PAGE |
|---------------------|--------|-------------|-------------|-----|-----------|---|---|---|---|-------------------|----------|
| | | | | | 1 | 2 | 3 | 4 | 5 | 6 (PRODUCT LEVEL) | |
| (NO SERVICED PARTS) | | | | | | | | | | | |



GRAPHIC #1

<END>

g00813692

FUEL SYSTEM

7W-1543 FILTER GP-FUEL (CHG -04 THRU -12)

SMCS-1261

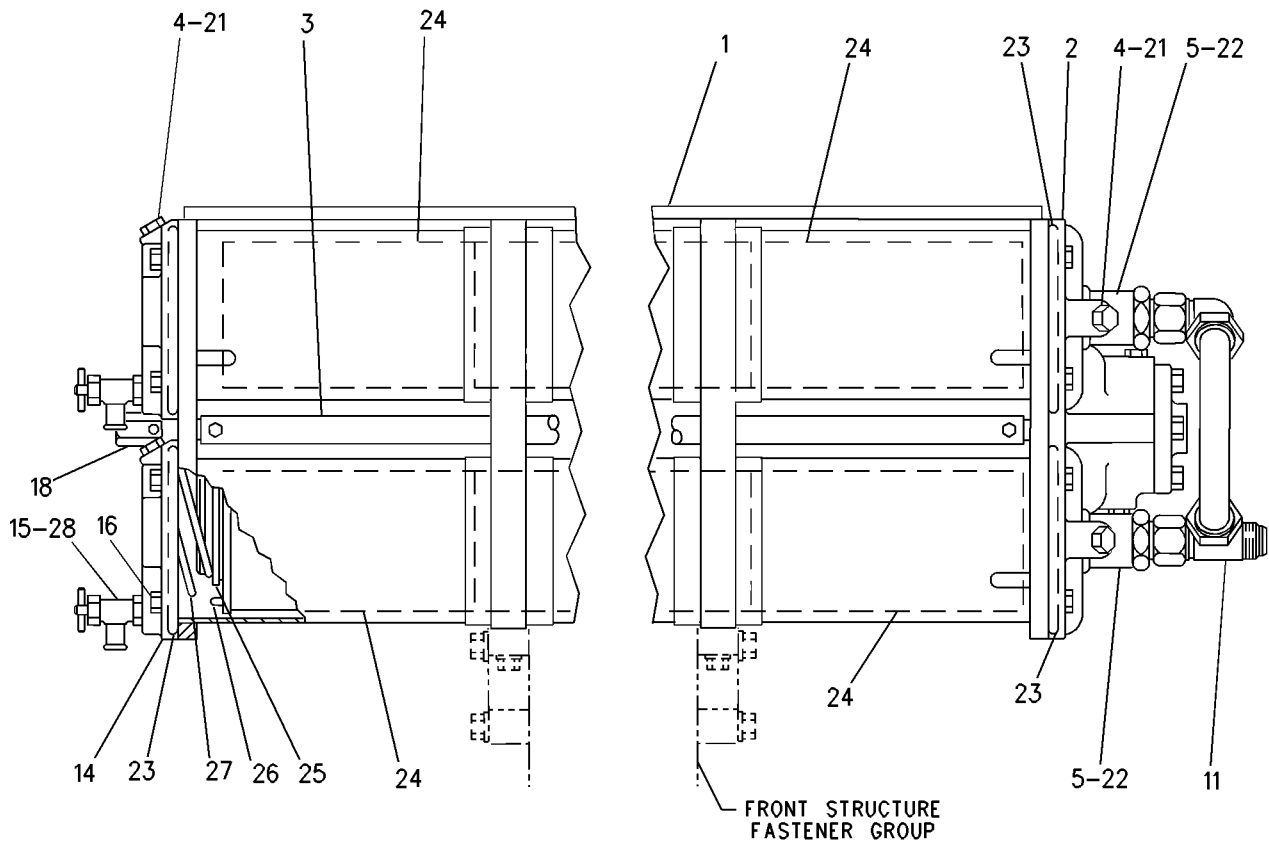
i01928585

| NOTE | REF NO | GRAPHIC REF | PART NUMBER | QTY | PART NAME | | | | | | SEE PAGE |
|------|--------|-------------|-------------|-----|-------------------------------|---|---|---|---|-------------------|----------|
| | | | | | 1 | 2 | 3 | 4 | 5 | 6 (PRODUCT LEVEL) | |
| | 1 | 1 | 6I-4940 | 1 | HOUSING AS-FILTER | | | | | | |
| | 2 | 1 | 7W-1547 | 1 | HOUSING-END | | | | | | |
| | 3 | 1 | 7C-1127 | 1 | TUBE | | | | | | |
| | 4 | 1 | 9S-4191 | 4 | PLUG-O-RING | | | | | | |
| | 5 | 1 | 7C-0592 | 2 | VALVE-CHECK | | | | | | |
| | 6 | 2 | 2K-4973 | 2 | LOCKNUT (3/8-16-THD) | | | | | | |
| | 7 | 2 | 0S-1591 | 2 | BOLT (3/8-16X1.5-IN) | | | | | | |
| | 8 | 2 | 031-5744 | 1 | ELBOW | | | | | | |
| | 9 | 2 | 7W-1555 | 1 | TUBE AS | | | | | | |
| | 10 | 2 | 2K-7979 | 2 | BUSHING | | | | | | |
| | 11 | 1 | 5P-2242 | 1 | TEE-SWIVEL | | | | | | |
| | 14 | 1 | 7E-3129 | 2 | COVER | | | | | | |
| | 15 | 1 | 6V-7238 | 2 | VALVE-SHUTOFF (DRAIN CONTROL) | | | | | | |
| | 16 | 1,2 | 0S-1588 | 15 | BOLT (3/8-16X1.25-IN) | | | | | | |
| | 18 | 1 | 7C-1128 | 1 | SHAFT AS | | | | | | |
| | 21 | 1 | 6V-5049 | 4 | SEAL-O-RING | | | | | | |
| | 22 | 1 | 5P-7701 | 2 | SEAL-O-RING | | | | | | |
| | 23 | 1 | 6V-5055 | 4 | SEAL-O-RING | | | | | | |
| | 24 | 1 | 1R-0766 | 8 | FILTER ELEMENT-FUEL | | | | | | |
| | 25 | 1 | 7W-8088 | 2 | RETAINER | | | | | | |
| | 26 | 1 | 4P-9171 | 2 | RACK-FUEL FILTER | | | | | | |
| | 27 | 1 | 2W-6862 | 2 | SPRING | | | | | | |
| | 28 | 1 | 8L-2786 | 2 | SEAL-O-RING | | | | | | |
| | 29 | 2 | 8J-4455 | 1 | BALL | | | | | | |
| | 30 | 2 | 7C-0807 | 1 | SPRING | | | | | | |
| | 31 | 2 | 9S-4182 | 1 | PLUG-O-RING | | | | | | |
| | 32 | 2 | 6V-5048 | 2 | SEAL-O-RING | | | | | | |
| | 33 | 2 | 7W-1549 | 1 | COVER | | | | | | |
| | 34 | 2 | 5B-9603 | 2 | BOLT (3/8-16X5-IN) | | | | | | |
| | 35 | 2 | 1W-4357 | 1 | PLUG | | | | | | |
| | 36 | 2 | 7C-1126 | 1 | VALVE (CHECK) | | | | | | |
| | 37 | 2 | 8T-2188 | 1 | SEAL-QUAD RING | | | | | | |
| | 40 | 2 | 8C-5230 | 1 | SEAL-O-RING | | | | | | |

FUEL SYSTEM

7W-1543 FILTER GP-FUEL (contd.)

i01928585

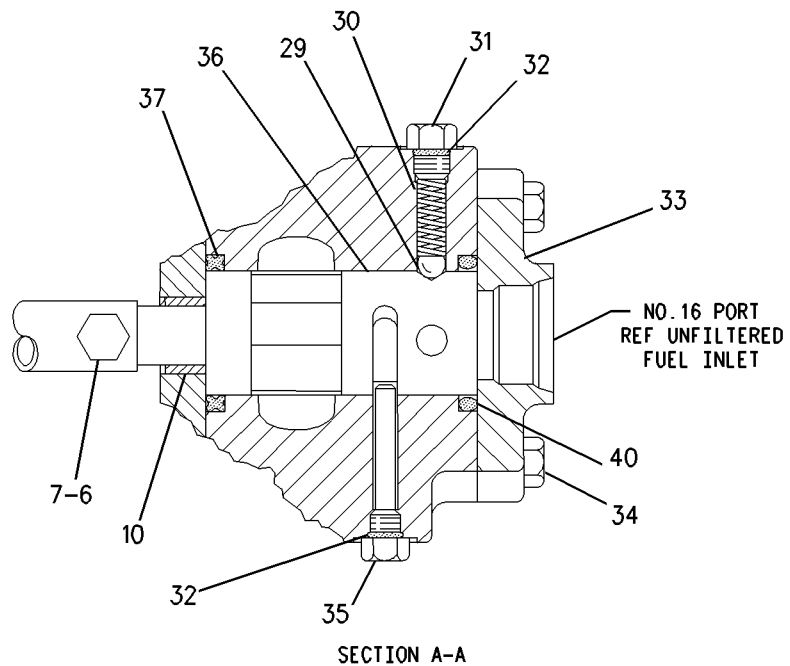
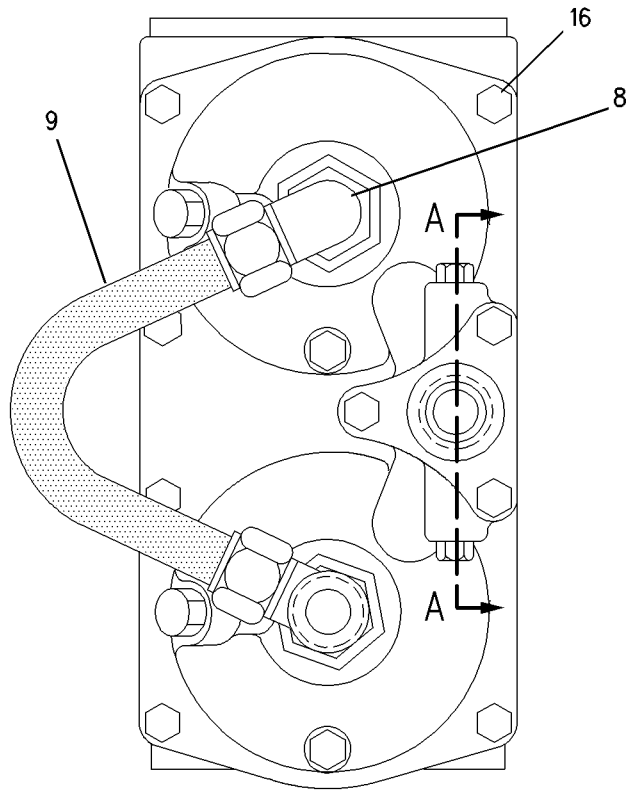


FRONT VIEW
(RH SERVICE)

FUEL SYSTEM

7W-1543 FILTER GP-FUEL (contd.)

i01928585



GRAPHIC #2

<END>

g00817381

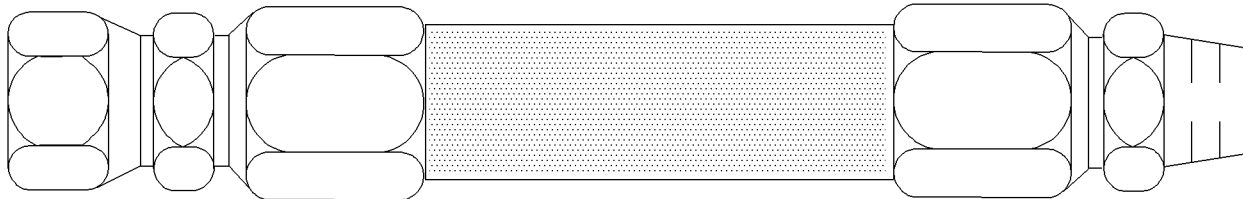
FUEL SYSTEM

7W-1841 HOSE AS-FUEL*I (CHG -00, -01)

SMCS-1274

i01424362

| NOTE | REF NO | GRAPHIC REF | PART NUMBER | QTY | PART NAME | | | | | | SEE PAGE |
|---------------------|--------|-------------|-------------|-----|-----------|---|---|---|---|-------------------|----------|
| | | | | | 1 | 2 | 3 | 4 | 5 | 6 (PRODUCT LEVEL) | |
| (NO SERVICED PARTS) | | | | | | | | | | | |



GRAPHIC #1

<END>

g00745952

FUEL SYSTEM

2W-4556 LINES GP-FUEL FILTER-RH (CHG -06, -07, -07D1, -07D2, -08)

SMCS-1261, 1274

i01552906

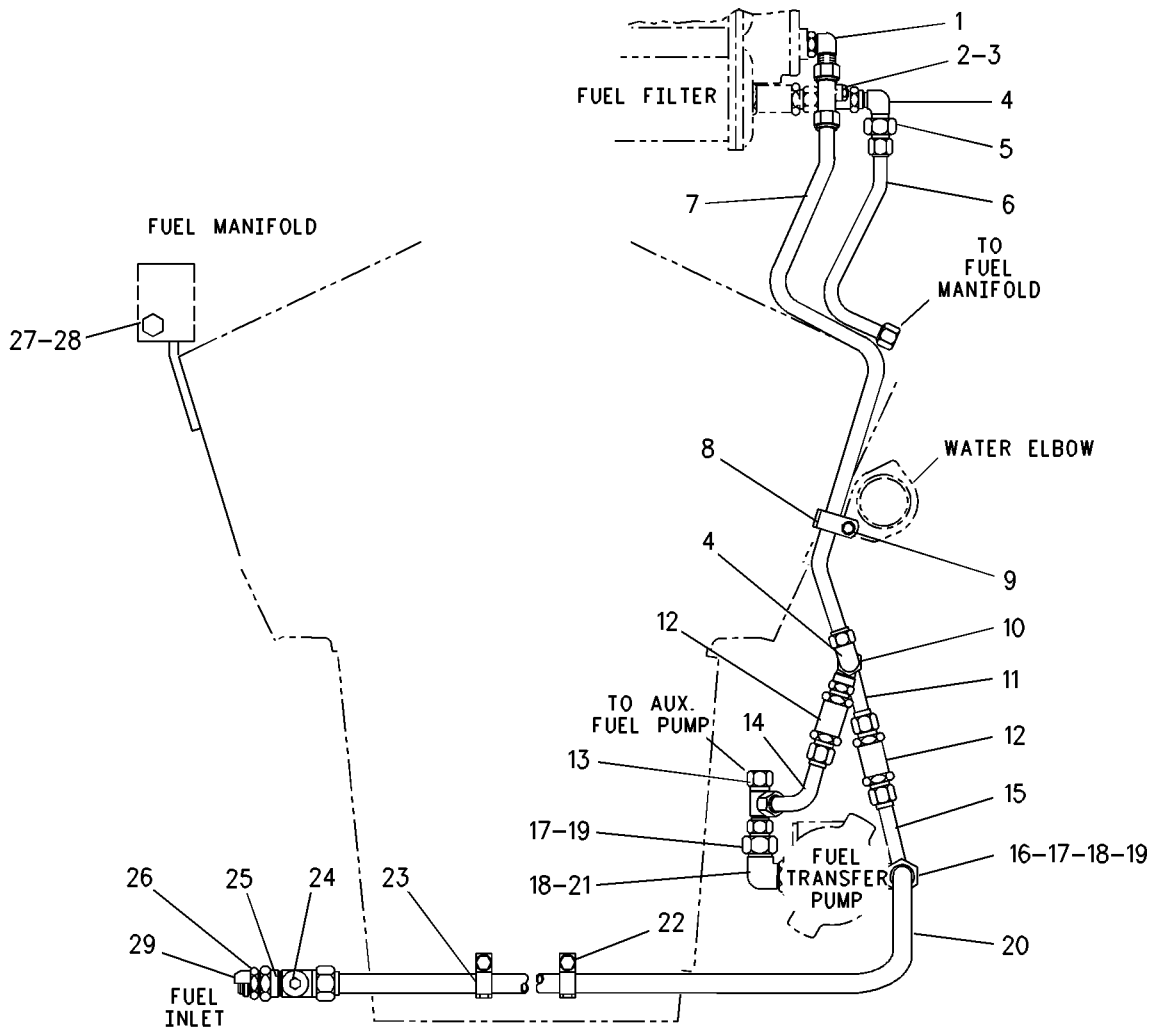
| NOTE | REF NO | GRAPHIC REF | PART NUMBER | QTY | PART NAME | | | | | | SEE PAGE |
|------|--------|-------------|-------------|-----|----------------------------------|---|---|---|---|-------------------|----------|
| | | | | | 1 | 2 | 3 | 4 | 5 | 6 (PRODUCT LEVEL) | |
| | 1 | 1 | 030-7951 | 1 | ELBOW-FLARED | | | | | | |
| | | 1 | 5P-7701 | 1 | SEAL-O-RING | | | | | | |
| | 2 | 1 | 8T-0163 | 1 | TEE-SWIVEL | | | | | | |
| | 3 | 1 | 5P-3591 | 1 | ADAPTER GP-PROBE | | | | | | |
| | | 1 | 3J-1907 | 1 | SEAL-O-RING | | | | | | |
| | | 1 | 9F-2247 | 1 | PLUG-PIPE | | | | | | |
| | 4 | 1 | 031-5744 | 2 | ELBOW | | | | | | |
| | 5 | 1 | 6V-7484 | 1 | REDUCER-FLARED | | | | | | |
| C | 6 | 1 | 7C-5777 | 1 | TUBE AS | | | | | | |
| | 7 | 1 | 7W-1011 | 1 | TUBE AS | | | | | | |
| | 8 | 1 | 7J-0728 | 1 | CLIP (TAB) | | | | | | |
| | | 1 | 7J-0729 | 1 | CLIP (SLOT) | | | | | | |
| | 9 | 1 | 0S-0509 | 1 | BOLT (3/8-16X0.75-IN) | | | | | | |
| | | 1 | 5P-1075 | 1 | WASHER-HARD (10.2X22.5X3-MM THK) | | | | | | |
| | 10 | 1 | 5P-4494 | 1 | TEE-SWIVEL | | | | | | |
| | 11 | 1 | 7W-1012 | 1 | TUBE AS | | | | | | |
| | 12 | 1 | 7C-0592 | 2 | VALVE-CHECK | | | | | | |
| | 13 | 1 | 3R-6789 | 1 | CAP-FLARED | | | | | | |
| | | 1 | 5P-2242 | 1 | TEE-SWIVEL | | | | | | |
| | 14 | 1 | 7C-0593 | 1 | TUBE AS | | | | | | |
| | 15 | 1 | 7W-1010 | 1 | TUBE AS | | | | | | |
| | 16 | 1 | 6V-7485 | 1 | TEE-FLARED | | | | | | |
| | 17 | 1 | 6V-0411 | 2 | REDUCER-FLARED | | | | | | |
| | 18 | 1 | 5P-7815 | 2 | SEAL-O-RING | | | | | | |
| | 19 | 1 | 2P-8148 | 2 | NUT-FLARED (1-5/8-12-THD) | | | | | | |
| | 20 | 1 | 7W-1009 | 1 | TUBE AS | | | | | | |
| | 21 | 1 | 6M-5652 | 1 | ELBOW | | | | | | |
| | 22 | 1 | 0S-1621 | 2 | BOLT (1/2-13X1-IN) | | | | | | |
| | | 1 | 5P-8245 | 2 | WASHER-HARD (13.5X25.5X3-MM THK) | | | | | | |
| | 23 | 1 | 8S-0023 | 2 | CLIP (SLOT) | | | | | | |
| | | 1 | 8S-0024 | 2 | CLIP (TAB) | | | | | | |
| | 24 | 1 | 9S-4191 | 1 | PLUG-O-RING | | | | | | |
| | | 1 | 6V-5049 | 1 | SEAL-O-RING | | | | | | |
| | 25 | 1 | 8T-0637 | 1 | TEE-SWIVEL | | | | | | |
| | 26 | 1 | 068-4152 | 1 | UNION-FLARED | | | | | | |
| C | 27 | 1 | 9S-4188 | 1 | PLUG | | | | | | |
| C | 28 | 1 | 6V-1903 | 1 | SEAL-O-RING | | | | | | |
| C | 29 | 1 | 5P-4486 | 1 | PLUG-PROTECTION | | | | | | |

C-CHANGE FROM PREVIOUS TYPE

FUEL SYSTEM

2W-4556 LINES GP-FUEL FILTER (contd.)

i01552906



FRONT VIEW

FUEL SYSTEM

4W-0671 LINES GP-FUEL INJECTION

(CHG -00 THRU -07, -07D1, -07D2, -08, -08D1, -08D2, -09)

SERIES COOLED

SMCS-1252, 1254

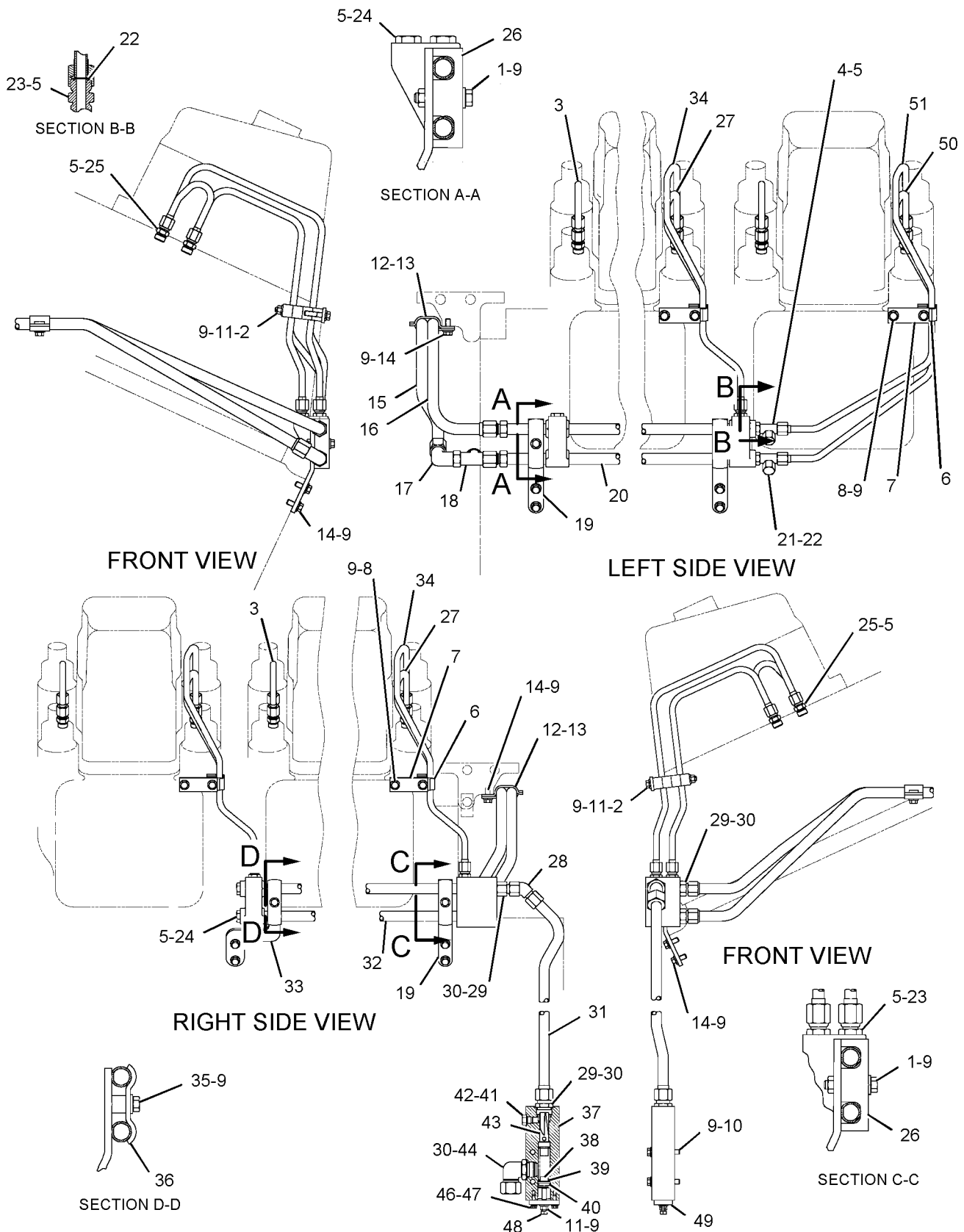
i02872384

| NOTE | REF NO | GRAPHIC REF | PART NUMBER | QTY | PART NAME | | | | | | SEE PAGE |
|------|--------|-------------|-------------|-----|------------------------------------|---|---|---|---|-------------------|----------|
| | | | | | 1 | 2 | 3 | 4 | 5 | 6 (PRODUCT LEVEL) | |
| | 1 | 1 | 0S-1590 | 15 | BOLT (3/8-16X2-IN) | | | | | | |
| | 2 | 1 | 8S-9191 | 16 | BOLT (3/8-16X4-IN) | | | | | | |
| | 3 | 1 | 7W-1947 | 16 | TUBE AS | | | | | | |
| | 4 | 1 | 6V-8782 | 2 | TEE | | | | | | |
| | 5 | 1 | 238-5080 | 100 | SEAL-O-RING | | | | | | |
| | 6 | 1 | 4P-0707 | 6 | CLAMP AS | | | | | | |
| | 7 | 1 | 6K-7953 | 16 | BAR | | | | | | |
| | 8 | 1 | 0S-1571 | 16 | BOLT (3/8-16X1.75-IN) | | | | | | |
| | 9 | 1 | 3V-3308 | 101 | WASHER-HARD (10.2X20.5X2.5-MM THK) | | | | | | |
| | 10 | 1 | 0L-1143 | 2 | BOLT (3/8-16X2.5-IN) | | | | | | |
| | 11 | 1 | 9S-8752 | 17 | NUT-FULL (3/8-16-THD) | | | | | | |
| | 12 | 1 | 6V-4352 | 2 | CLIP (SLOT) | | | | | | |
| | 13 | 1 | 6V-4353 | 2 | CLIP (TAB) | | | | | | |
| | 14 | 1 | 0S-1594 | 34 | BOLT (3/8-16X1-IN) | | | | | | |
| | 15 | 1 | 4P-8032 | 1 | TUBE AS | | | | | | |
| | 16 | 1 | 4P-8031 | 1 | TUBE AS | | | | | | |
| | 17 | 1 | 6S-2910 | 1 | ELBOW-FLARED | | | | | | |
| | 18 | 1 | 5P-4984 | 1 | TEE-SWIVEL | | | | | | |
| | 19 | 1 | 6I-1817 | 15 | BRACKET AS | | | | | | |
| | 20 | 1 | 7C-5757 | 1 | MANIFOLD AS (FUEL) (LH) | | | | | | |
| | 21 | 1 | 6V-9830 | 2 | CAP AS | | | | | | |
| | 22 | 1 | 033-6033 | 98 | SEAL-O-RING | | | | | | |
| | 23 | 1 | 6V-8639 | 30 | CONNECTOR | | | | | | |
| | 24 | 1 | 9S-4185 | 4 | PLUG-O-RING | | | | | | |
| | 25 | 1 | 268-1522 | 64 | CONNECTOR | | | | | | |
| | 26 | 1 | 1W-0594 | 15 | CLAMP | | | | | | |
| | 27 | 1 | 7C-5745 | 15 | TUBE AS | | | | | | |
| | 28 | 1 | 5P-0789 | 1 | ELBOW (SWIVEL) | | | | | | |
| | 29 | 1 | 7J-7187 | 4 | CONNECTOR | | | | | | |
| | 30 | 1 | 6V-1903 | 5 | SEAL-O-RING | | | | | | |
| | 31 | 1 | 7C-5778 | 1 | TUBE AS | | | | | | |
| | 32 | 1 | 7C-5758 | 1 | MANIFOLD AS (FUEL) (RH) | | | | | | |
| | 33 | 1 | 7C-5773 | 1 | BRACKET AS | | | | | | |
| | 34 | 1 | 7C-5746 | 15 | TUBE AS | | | | | | |
| | 35 | 1 | 0S-0509 | 1 | BOLT (3/8-16X0.75-IN) | | | | | | |
| | 36 | 1 | 9M-9130 | 1 | CLAMP | | | | | | |
| | 37 | 1 | 7W-7725 | 1 | BODY-VALVE | | | | | | |
| | 38 | 1 | 7W-7727 | 1 | RETAINER | | | | | | |
| | 39 | 1 | 5T-2760 | 1 | SPRING | | | | | | |
| | 40 | 1 | 3P-1156 | 1 | SEAL-O-RING | | | | | | |
| | 41 | 1 | 9S-4191 | 1 | PLUG-O-RING | | | | | | |
| | 42 | 1 | 6V-5049 | 1 | SEAL-O-RING | | | | | | |
| | 43 | 1 | 164-7940 | 1 | VALVE (REGULATING) | | | | | | |
| | 44 | 1 | 5P-6416 | 1 | ELBOW | | | | | | |
| | 46 | 1 | 4F-7957 | 2 | BOLT (1/4-20X0.875-IN) | | | | | | |
| | 47 | 1 | 5P-0537 | 2 | WASHER-HARD (7.2X14.5X2-MM THK) | | | | | | |
| | 48 | 1 | 4B-3611 | 1 | SETSCREW-SQUARE HEAD (3/8-16X2-IN) | | | | | | |
| | 49 | 1 | 7W-7726 | 1 | PLATE | | | | | | |
| | 50 | 1 | 7C-5747 | 1 | TUBE AS | | | | | | |
| | 51 | 1 | 7C-5748 | 1 | TUBE AS | | | | | | |

FUEL SYSTEM

4W-0671 LINES GP-FUEL INJECTION (contd.)

i02872384



GRAPHIC #1

<END>

g01133849

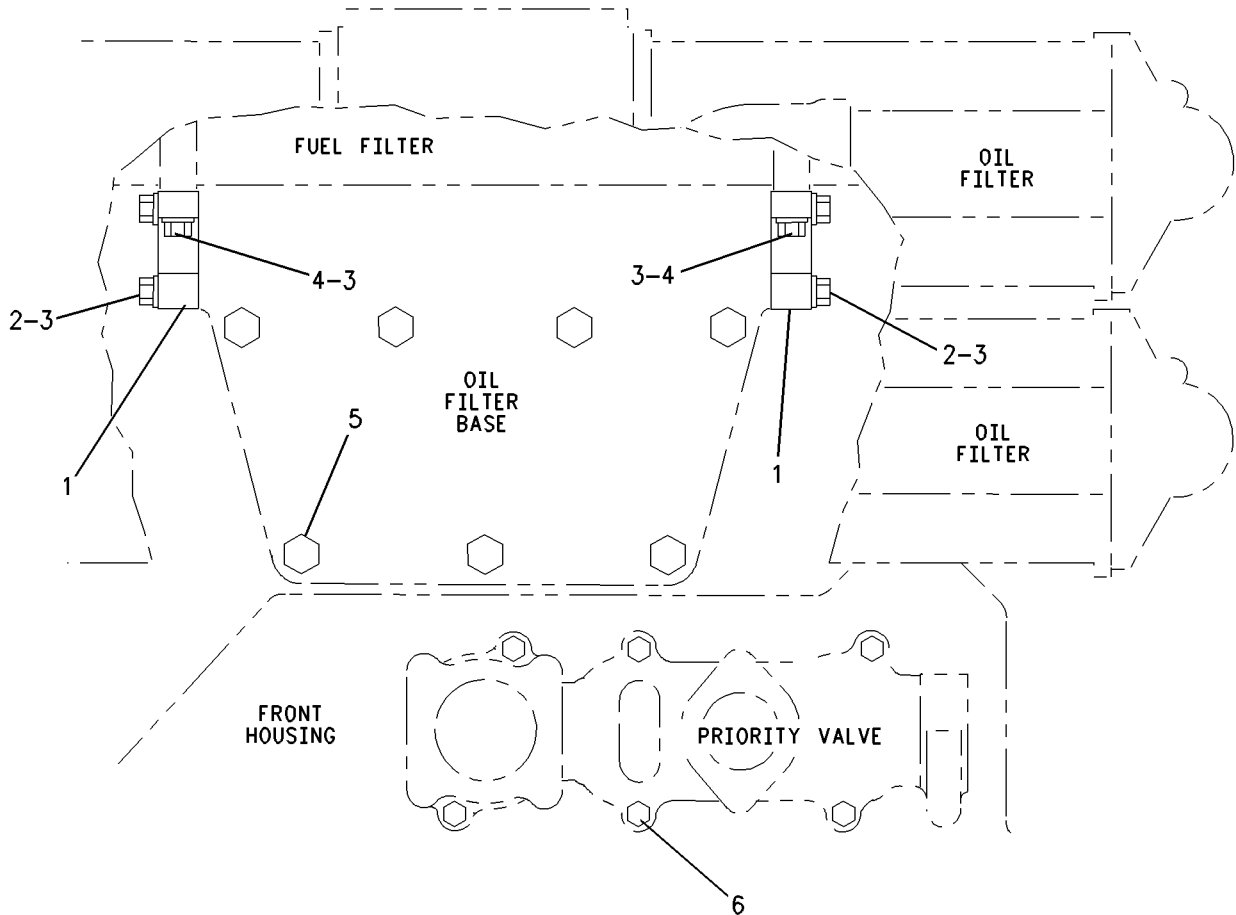
FUEL SYSTEM

4W-0012 MOUNTING GP-FUEL FILTER (CHG -00 THRU -02) FRONT STRUCTURE

SMCS-1262

i01552720

| NOTE | REF NO | GRAPHIC REF | PART NUMBER | QTY | PART NAME | | | | | | SEE PAGE |
|------|--------|-------------|-------------|-----|----------------------------------|---|---|---|---|-------------------|----------|
| | | | | | 1 | 2 | 3 | 4 | 5 | 6 (PRODUCT LEVEL) | |
| | 1 | 1 | 4W-8556 | 2 | SUPPORT | | | | | | |
| | 2 | 1 | 2B-0947 | 6 | BOLT (1/2-13X2.25-IN) | | | | | | |
| | 3 | 1 | 5P-8245 | 10 | WASHER-HARD (13.5X25.5X3-MM THK) | | | | | | |
| | 4 | 1 | 0S-1587 | 4 | BOLT (1/2-13X1.75-IN) | | | | | | |
| | 5 | 1 | 1A-8063 | 7 | BOLT (3/4-10X2.5-IN) | | | | | | |
| | 6 | 1 | 2H-6488 | 6 | BOLT (1/2-13X5-IN) | | | | | | |



GRAPHIC #1

<END>

g00696227

FUEL SYSTEM

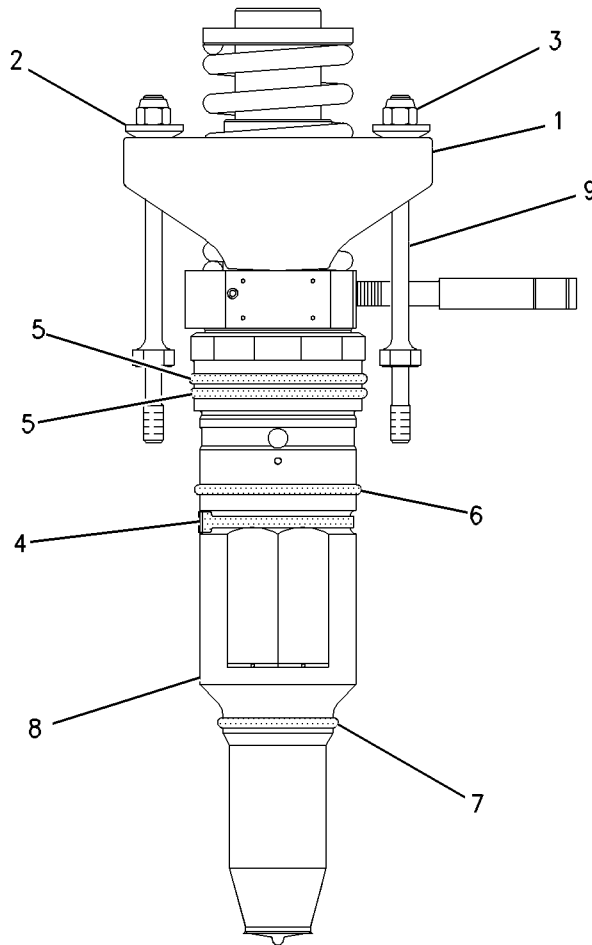
7C-7875 PUMP GP-FUEL INJECTION (CHG -06, -07)

SMCS-1251, 1290

i01821150

| NOTE | REF NO | GRAPHIC REF | PART NUMBER | QTY | PART NAME | | | | | | SEE PAGE |
|------|--------|-------------|-------------|-----|-----------------------|---|---|---|---|---|----------|
| | | | | | 1 | 2 | 3 | 4 | 5 | 6 | |
| | 1 | 1 | 1W-0019 | 1 | CLAMP-INJECTOR | | | | | | |
| | 2 | 1 | 1W-2383 | 2 | WASHER-CLAMP | | | | | | |
| | 3 | 1 | 3K-6060 | 2 | LOCKNUT (3/8-16-THD) | | | | | | |
| | 4 | 1 | 4W-3182 | 1 | SEAL-PLUG | | | | | | |
| | 5 | 1 | 6V-1179 | 2 | SEAL-O-RING | | | | | | |
| | 6 | 1 | 8T-0568 | 1 | SEAL-O-RING | | | | | | |
| | 7 | 1 | 061-9455 | 1 | SEAL-O-RING | | | | | | |
| C | 8 | 1 | 224-9089 | 1 | INJECTOR GP-FUEL | | | | | | |
| | 9 | 1 | 150-4810 | 2 | STUD (INJECTOR CLAMP) | | | | | | |

C-CHANGE FROM PREVIOUS TYPE



GRAPHIC #1

<END>

g00927975

FUEL SYSTEM

4W-0705 PUMP GP-FUEL PRIMING (CHG -04 THRU -07, -07D1, -07D2, -07D3 THRU -09)

SMCS - 1258

i02872382

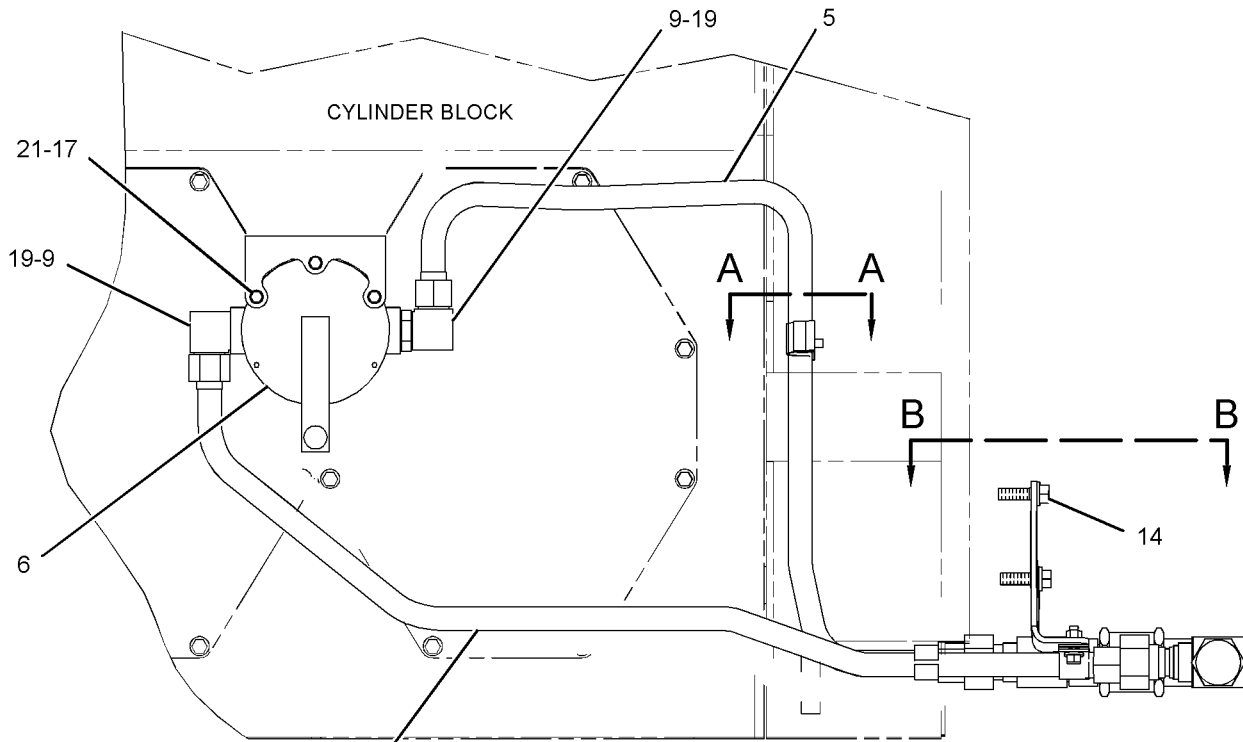
| NOTE | REF NO | GRAPHIC REF | PART NUMBER | QTY | PART NAME | | | | | | SEE PAGE |
|------|--------|-------------|-------------|-----|--------------------------------------|---|---|---|---|-------------------|----------|
| | | | | | 1 | 2 | 3 | 4 | 5 | 6 (PRODUCT LEVEL) | |
| | 1 | 1 | 4W-4473 | 1 | BRACKET | | | | | | |
| | 2 | 1 | 4W-9019 | 1 | VALVE - CHECK | | | | | | |
| | 3 | 1 | 6V-0411 | 2 | REDUCER - FLARED | | | | | | |
| | 4 | 1 | 7C-6907 | 1 | TUBE AS | | | | | | |
| | 5 | 1 | 7C-6909 | 1 | TUBE AS | | | | | | |
| YC | 6 | 1 | 7E-3974 | 1 | PUMP GP - HAND | | | | | | 184 |
| | 8 | 1 | 106-9285 | 1 | BRACKET | | | | | | |
| | 9 | 1 | 030-7951 | 2 | ELBOW - FLARED | | | | | | |
| | 10 | 1 | 030-7975 | 1 | ELBOW | | | | | | |
| | 11 | 1 | 0S-0509 | 1 | BOLT (3/8-16X0.75-IN) | | | | | | |
| | 12 | 1 | 0S-1587 | 2 | BOLT (1/2-13X1.75-IN) | | | | | | |
| | 13 | 1 | 0S-1588 | 1 | BOLT (3/8-16X1.25-IN) | | | | | | |
| | 14 | 1 | 0S-1594 | 3 | BOLT (3/8-16X1-IN) | | | | | | |
| | 15 | 1 | 2P-8148 | 2 | NUT - FLARED (1-5/8-12-THD) | | | | | | |
| | 16 | 1 | 3V-3308 | 7 | WASHER - HARD (10.2X20.5X2.5-MM THK) | | | | | | |
| | 17 | 1 | 5P-0537 | 3 | WASHER - HARD (7.2X14.5X2-MM THK) | | | | | | |
| | 18 | 1 | 5P-4983 | 2 | TEE - SWIVEL | | | | | | |
| | 19 | 1 | 5P-7701 | 2 | SEAL - O-RING | | | | | | |
| | 20 | 1 | 5P-8245 | 2 | WASHER - HARD (13.5X25.5X3-MM THK) | | | | | | |
| | 21 | 1 | 7B-2742 | 3 | BOLT (1/4-20X1.25-IN) | | | | | | |
| | 22 | 1 | 7J-0728 | 2 | CLIP (TAB) | | | | | | |
| | 23 | 1 | 7J-0729 | 2 | CLIP (SLOT) | | | | | | |
| | 24 | 1 | 9K-5600 | 2 | CLAMP | | | | | | |
| | 25 | 1 | 9S-8752 | 2 | NUT - FULL (3/8-16-THD) | | | | | | |

C-CHANGE FROM PREVIOUS TYPE
Y-SEPARATE ILLUSTRATION

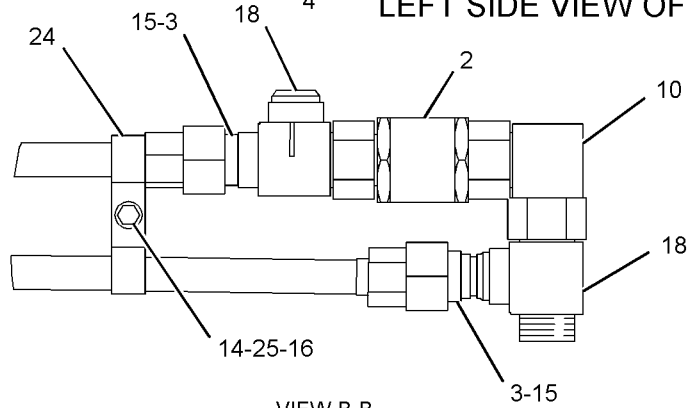
FUEL SYSTEM

4W-0705 PUMP GP-FUEL PRIMING (contd.)

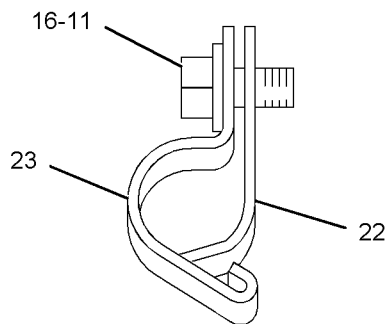
i02872382



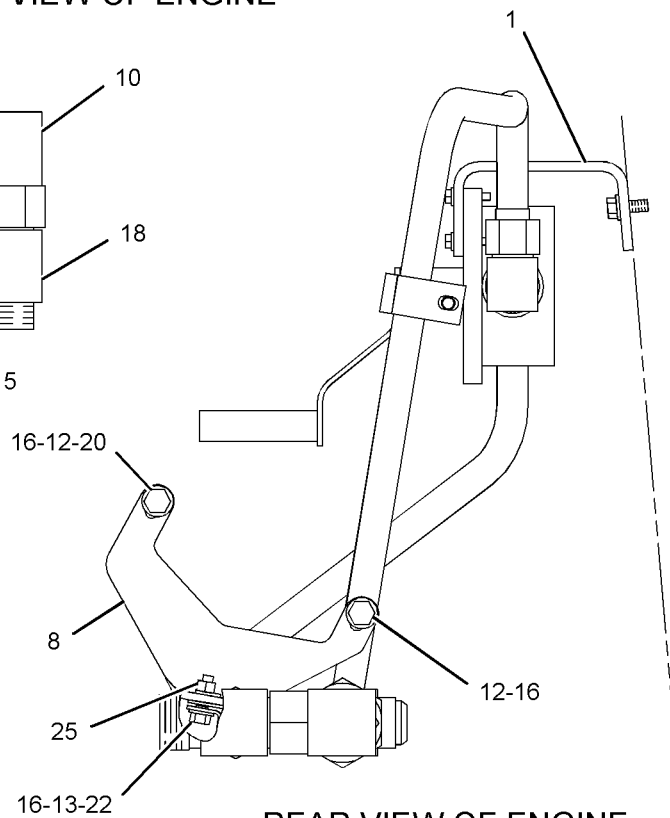
LEFT SIDE VIEW OF ENGINE



VIEW B-B



VIEW A-A



REAR VIEW OF ENGINE

GRAPHIC #1

<END>

g01439502

FUEL SYSTEM

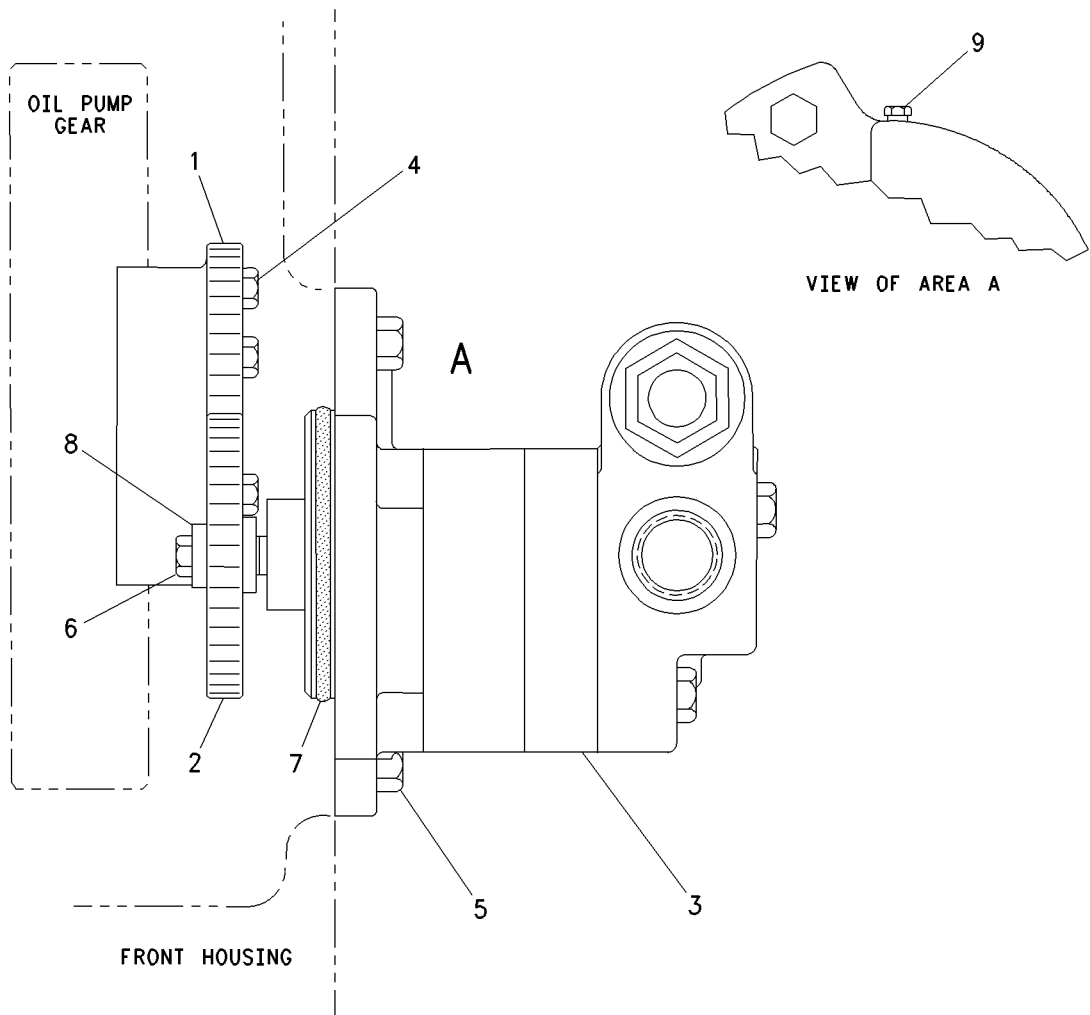
1W-0891 PUMP GP-FUEL TRANSFER (CHG -03, -04) ONE SECTION GEAR

SMCS-1256

i02337565

| NOTE | REF NO | GRAPHIC REF | PART NUMBER | QTY | PART NAME | | | | | | SEE PAGE |
|------|--------|-------------|-------------|-----|---------------------------------|---|---|---|---|-------------------|----------|
| | | | | | 1 | 2 | 3 | 4 | 5 | 6 (PRODUCT LEVEL) | |
| | 1 | 1 | 1W-3389 | 1 | GEAR (55-TEETH) | | | | | | |
| | 2 | 1 | 1W-3390 | 1 | GEAR (42-TEETH) | | | | | | |
| Y | 3 | 1 | 7W-1281 | 1 | PUMP GP-FUEL TRANSFER | | | | | | 182 |
| | 4 | 1 | 0L-1143 | 6 | BOLT (3/8-16X2.5-IN) | | | | | | |
| | 5 | 1 | 0S-1585 | 2 | BOLT (1/2-13X1.5-IN) | | | | | | |
| | 6 | 1 | 1B-7182 | 1 | BOLT (5/16-18X1.25-IN) | | | | | | |
| | 7 | 1 | 5D-5957 | 1 | SEAL-O-RING | | | | | | |
| | 8 | 1 | 6V-3964 | 1 | WASHER-HARD (8.8X25.5X5-MM THK) | | | | | | |
| | 9 | 1 | 8T-6764 | 1 | PLUG-PIPE | | | | | | |

Y-SEPARATE ILLUSTRATION



GRAPHIC #1

<END>

g00795356

FUEL SYSTEM

7W-1281 PUMP GP-FUEL TRANSFER (CHG -04 THRU -06)

ONE SECTION GEAR

PART OF 1W-0891 PUMP GP-FUEL TRANSFER

SMCS - 1256

i02125753

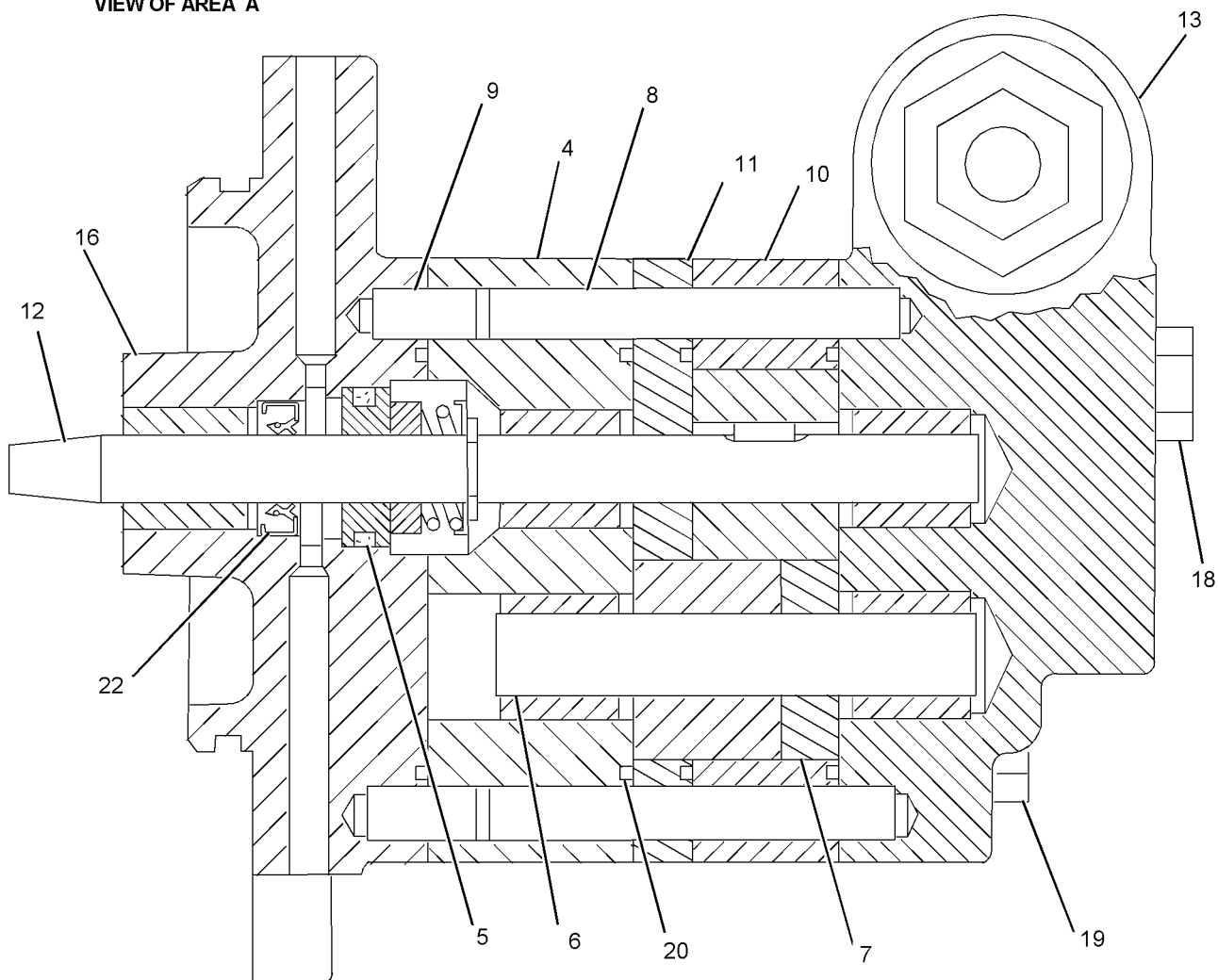
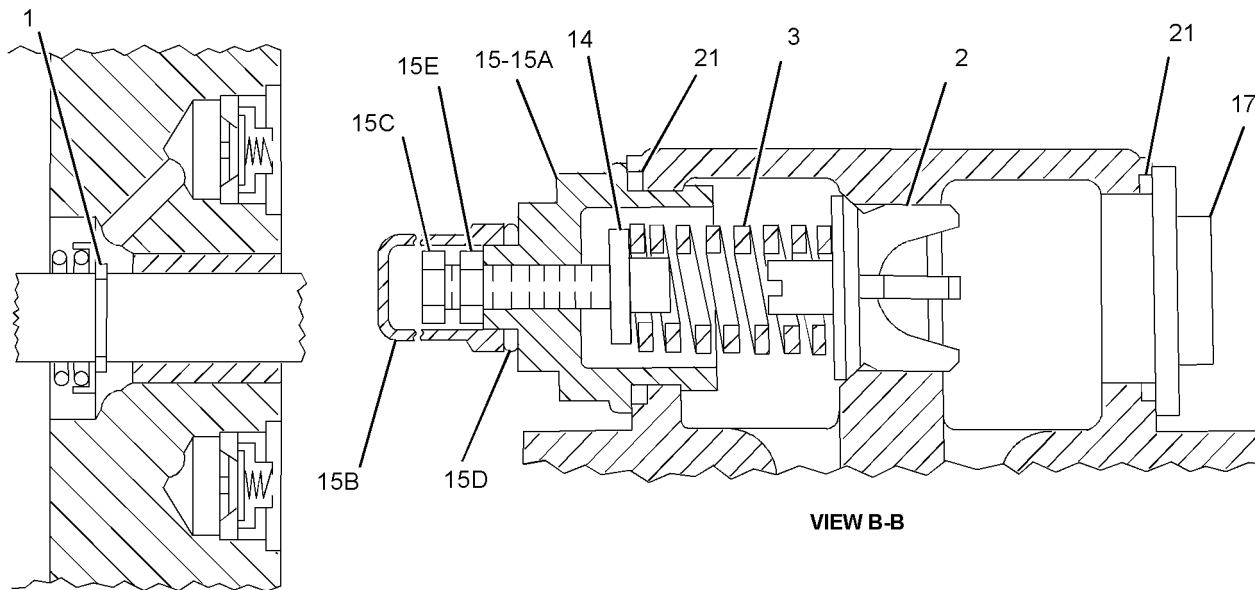
| NOTE | REF NO | GRAPHIC REF | PART NUMBER | QTY | PART NAME | | | | | | SEE PAGE |
|--------------------------------------------|--------|-------------|-------------|-----|-------------------------------|---|---|---|---|-------------------|----------|
| | | | | | 1 | 2 | 3 | 4 | 5 | 6 (PRODUCT LEVEL) | |
| J | 1 | 1 | 1L-3769 | 1 | RING-RETAINING | | | | | | |
| | 2 | 1 | 4W-7990 | 1 | VALVE | | | | | | |
| | 3 | 1 | 4W-7991 | 1 | SPRING | | | | | | |
| | 4 | 1 | 4W-7997 | 1 | HOUSING AS | | | | | | |
| J | 5 | 1 | 4W-7998 | 1 | SEAL AS | | | | | | |
| L | 6 | 1 | 4W-9296 | 1 | SHAFT AS | | | | | | |
| N | 7 | 1 | 4W-9297 | 2 | GEAR | | | | | | |
| | 8 | 1 | 4W-9298 | 2 | DOWEL | | | | | | |
| | 9 | 1 | 4W-9299 | 2 | DOWEL | | | | | | |
| N | 10 | 1 | 4W-9323 | 1 | CASE | | | | | | |
| N | 11 | 1 | 4W-9324 | 1 | CASE | | | | | | |
| L | 12 | 1 | 4W-9325 | 1 | SHAFT AS | | | | | | |
| | 13 | 1 | 4W-9327 | 1 | HOUSING AS | | | | | | |
| | 14 | 1 | 7C-3778 | 1 | SPRING-GUIDE | | | | | | |
| | 15 | 1 | 7C-7928 | 1 | PLUG AS | | | | | | |
| | 15A | 1 | 7W-3109 | 1 | BONNET | | | | | | |
| | 15B | 1 | 7W-3107 | 1 | CAP-ADJUSTABLE SCREW | | | | | | |
| | 15C | 1 | 7W-3111 | 1 | SCREW-ADJUSTMENT (3/8X24-THD) | | | | | | |
| | 15D | 1 | 7W-3108 | 1 | GASKET | | | | | | |
| | 15E | 1 | 9L-9089 | 1 | NUT (3/8-24-THD) | | | | | | |
| | 16 | 1 | 7W-1280 | 1 | HOUSING AS | | | | | | |
| L | 17 | 1 | 7W-2135 | 1 | PLUG | | | | | | |
| | 18 | 1 | 1A-7669 | 2 | BOLT (1/2-13X7-IN) | | | | | | |
| | 19 | 1 | 1D-4574 | 2 | BOLT (1/2-13X6-IN) | | | | | | |
| J | 20 | 1 | 5P-2931 | 4 | SEAL-O-RING | | | | | | |
| | 21 | 1 | 7D-9749 | 2 | SEAL-O-RING | | | | | | |
| J | 22 | 1 | 8H-9180 | 1 | SEAL-LIP TYPE | | | | | | |
| AVAILABLE REPAIR KIT(S): | | | | | | | | | | | |
| CJ | | | 127-6931 | 1 | KIT-REPAIR | | | | | | |
| (ALSO INCLUDES VALVE AS, BUSHINGS & DOWEL) | | | | | | | | | | | |
| CL | | | 128-9690 | 1 | KIT-SHAFT | | | | | | |
| CN | | | 128-9691 | 1 | KIT-GEAR | | | | | | |
| (ALSO INCLUDES GEARS) | | | | | | | | | | | |

C-CHANGE FROM PREVIOUS TYPE
 J-KIT MARKED J INCLUDES PARTS MARKED J
 L-KIT MARKED L INCLUDES PARTS MARKED L
 N-KIT MARKED N INCLUDES PARTS MARKED N

FUEL SYSTEM

7W-1281 PUMP GP-FUEL TRANSFER (contd.)

i02125753



GRAPHIC #1

<END>

g01081920

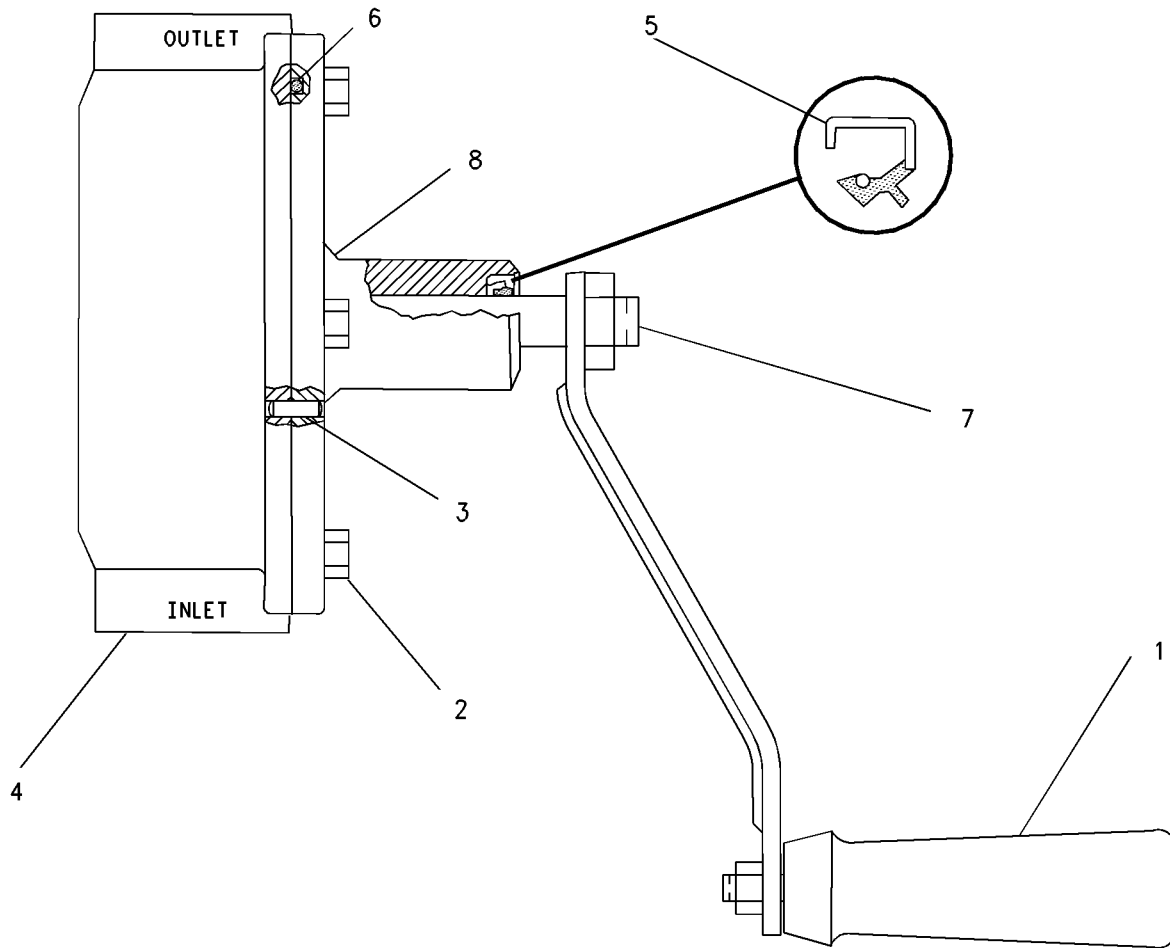
FUEL SYSTEM

7E-3974 PUMP GP-HAND (CHG -00) PART OF 4W-0705 PUMP GP-FUEL PRIMING

SMCS-1258

i03630151

| NOTE | REF NO | GRAPHIC REF | PART NUMBER | QTY | PART NAME | | | | | | SEE PAGE |
|------|--------|-------------|-------------|-----|------------------------------------------------------|---|---|---|---|-------------------|----------|
| | | | | | 1 | 2 | 3 | 4 | 5 | 6 (PRODUCT LEVEL) | |
| | 1 | 1 | 7E-3975 | 1 | HANDLE AS | | | | | | |
| | 2 | 1 | 2A-0762 | 6 | BOLT (1/4-20X0.625-IN) | | | | | | |
| | 3 | 1 | 3N-3297 | 2 | PIN-TAPERED | | | | | | |
| | 4 | 1 | 7C-6929 | 1 | HOUSING | | | | | | |
| | 5 | 1 | 2W-4037 | 1 | SEAL-LIP TYPE | | | | | | |
| | 6 | 1 | 5F-3999 | 1 | SEAL-O-RING | | | | | | |
| | 7 | 1 | 7W-1467 | 1 | SHAFT AS | | | | | | |
| | 8 | 1 | 7C-6928 | 1 | COVER | | | | | | |
| | | | | | AVAILABLE REPAIR KIT(S): | | | | | | |
| | | | 4W-8353 | 1 | KIT-PUMP (INCLUDES VANES, SPRINGS, SEALS AND NUT) | | | | | | |



GRAPHIC #1

<END>

g00725016

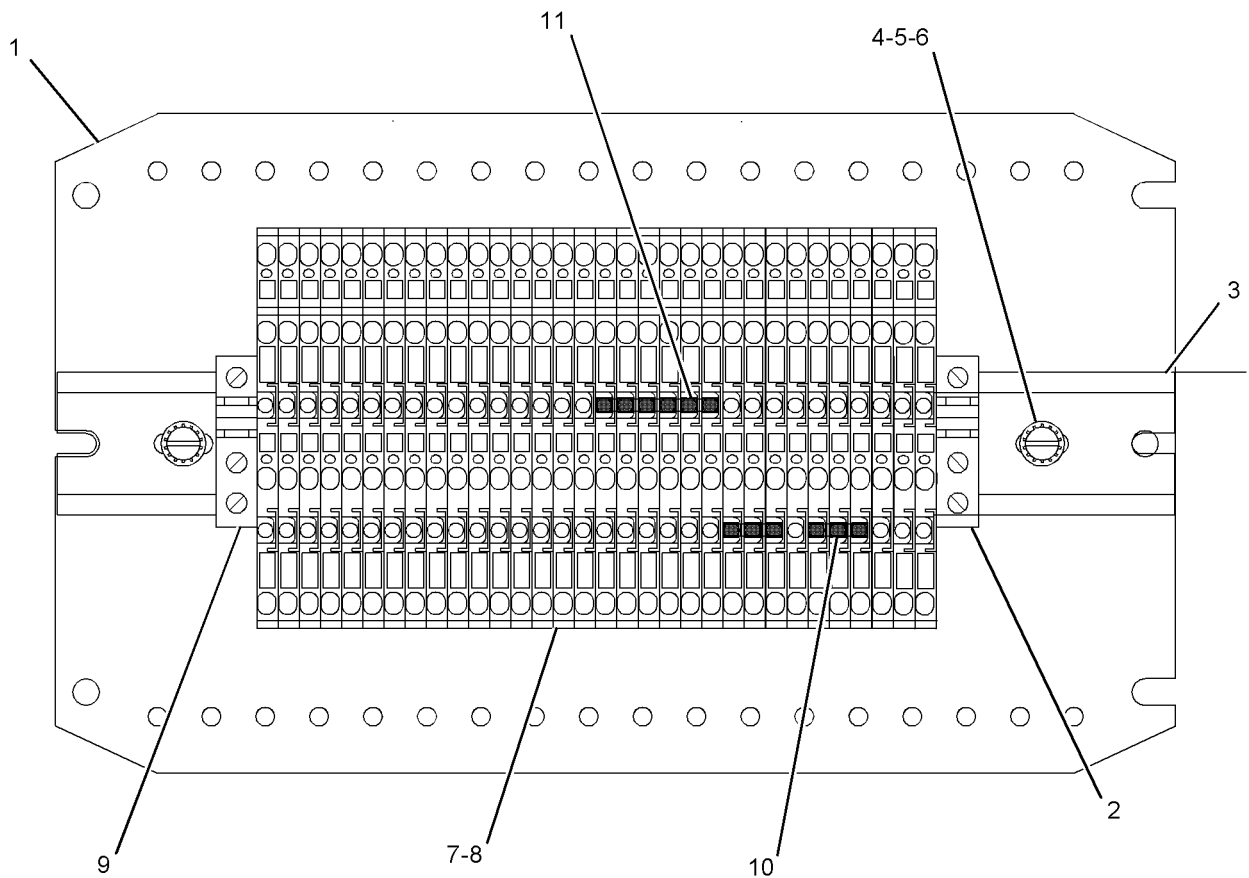
ELECTRICAL AND STARTING SYSTEM

179-8992 BOX GP-TERMINAL (CHG -01 THRU -04) CONTACTOR PANEL

SMCS-4460

i02223755

| NOTE | REF NO | GRAPHIC REF | PART NUMBER | QTY | PART NAME | | | | | | SEE PAGE |
|------|--------|-------------|-------------|-----|-------------------------------|---|---|---|---|-------------------|----------|
| | | | | | 1 | 2 | 3 | 4 | 5 | 6 (PRODUCT LEVEL) | |
| | 1 | 1 | 177-7215 | 1 | ENCLOSURE | | | | | | |
| | 2 | 1 | 9X-9675 | 2 | BRACKET-END | | | | | | |
| | 3 | 1 | 147-1960 | 1 | RAIL | | | | | | |
| | 4 | 1 | 4B-4863 | 2 | WASHER (4.7X11X1.2-MM THK) | | | | | | |
| | 5 | 1 | 1H-4393 | 2 | LOCKWASHER | | | | | | |
| | 6 | 1 | 6L-7159 | 2 | SCREW-MACHINE (8-32X0.313-IN) | | | | | | |
| | 7 | 1 | 252-4949 | 32 | BLOCK-TERMINAL (DOUBLE) | | | | | | |
| | 8 | 1 | 144-0436 | 5 | MARKER (TERMINAL) | | | | | | |
| | 9 | 1 | 252-4943 | 1 | COVER-END | | | | | | |
| | 10 | 1 | 204-5568 | 2 | BRIDGE | | | | | | |
| | 11 | 1 | 225-0549 | 1 | BAR (BRIDGE) | | | | | | |



GRAPHIC #1

<END>

g01121987

ELECTRICAL AND STARTING SYSTEM

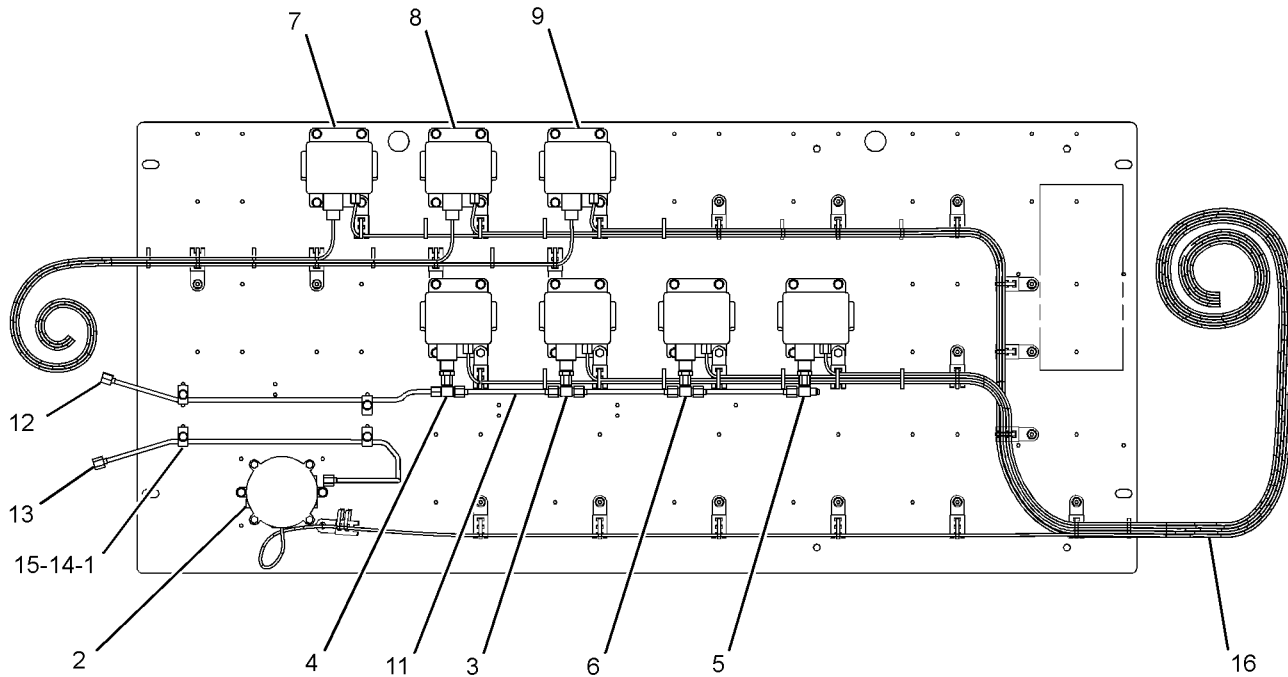
121-9707 CONTACTOR GP (CHG -06 THRU -09) BASIC PROTECTION SYSTEM-CUSTOMER MTD

SMCS-1400, 7400

i02744417

| NOTE | REF NO | GRAPHIC REF | PART NUMBER | QTY | PART NAME | | | | | | SEE PAGE |
|------|--------|-------------|-----------------|-----|--------------------------------------------------------|---|---|---|---|-------------------|----------|
| | | | | | 1 | 2 | 3 | 4 | 5 | 6 (PRODUCT LEVEL) | |
| | 1 | 1 | 8N-8471 | 4 | CLAMP-TUBE | | | | | | |
| Y | 2 | 1 | 121-0243 | 1 | CONTACTOR GP-SHUTOFF (CRANKCASE PRESSURE) | | | | | | 191 |
| Y | 3 | 1 | 121-0244 | 1 | CONTACTOR GP-ALARM (LOW OIL PRESSURE AT HIGH RPM) | | | | | | 187 |
| Y | 4 | 1 | 121-0245 | 1 | CONTACTOR GP-ALARM (LOW OIL PRESSURE AT LOW RPM) | | | | | | 187 |
| Y | 5 | 1 | 121-0246 | 1 | CONTACTOR GP-SHUTOFF (LOW OIL PRESSURE AT HIGH RMP) | | | | | | 192 |
| Y | 6 | 1 | 121-0247 | 1 | CONTACTOR GP-SHUTOFF (LOW OIL PRESSURE AT LOW RPM) | | | | | | 192 |
| Y | 7 | 1 | 123-4629 | 1 | CONTACTOR GP-ALARM (HIGH OIL TEMPERATURE) | | | | | | 187 |
| Y | 8 | 1 | 123-4631 | 1 | CONTACTOR GP-ALARM (JACKET WATER TEMPERATURE) | | | | | | 188 |
| Y | 9 | 1 | 123-4633 | 1 | CONTACTOR GP-ALARM (MANIFOLD AIR TEMPERATURE) | | | | | | 188 |
| | 11 | 1 | 253-7751 | 3 | TUBE AS | | | | | | |
| | 12 | 1 | 253-7752 | 1 | TUBE AS | | | | | | |
| | 13 | 1 | 253-7753 | 1 | TUBE AS | | | | | | |
| | 14 | 1 | 0S-1615 | 4 | BOLT (1/4-20X0.75-IN) | | | | | | |
| | 15 | 1 | 5P-0537 | 4 | WASHER-HARD (7.2X14.5X2-MM THK) | | | | | | |
| E | 16 | 1 | 230-3532 | | WIRE (16-GA) (1830-CM) | | | | | | |

E-ORDER BY THE CENTIMETER
Y-SEPARATE ILLUSTRATION



GRAPHIC #1

<END>

g01377753

ELECTRICAL AND STARTING SYSTEM

121-0244 CONTACTOR GP-ALARM (CHG -00 THRU -02)

LOW OIL PRESSURE ALARM
PART OF 121-9707 CONTACTOR GP

SMCS-7400

i02546643

| NOTE | PART NUMBER | QTY | PART NAME | | | | | | SEE PAGE |
|-------------------------|-------------|-----|---------------------------------|---|---|---|---|-------------------|----------|
| | | | 1 | 2 | 3 | 4 | 5 | 6 (PRODUCT LEVEL) | |
| Y | 4W-2646 | 1 | CONTACTOR-PRESSURE (ENGINE OIL) | | | | | | 193 |
| | 4W-2648 | 1 | ADAPTER AS | | | | | | |
| | 0S-1614 | 3 | BOLT (1/4-20X0.5-IN) | | | | | | |
| | 2A-0762 | 1 | BOLT (1/4-20X0.625-IN) | | | | | | |
| | 9L-8493 | 1 | CAP-FLARED | | | | | | |
| | 4P-7581 | 1 | CLIP | | | | | | |
| | 4F-9325 | 1 | GASKET | | | | | | |
| | 3S-2093 | 2 | STRAP-CABLE | | | | | | |
| | 2N-8142 | 1 | TEE-SWIVEL | | | | | | |
| | 5P-0537 | 4 | WASHER-HARD (7.2X14.5X2-MM THK) | | | | | | |
| Y-SEPARATE ILLUSTRATION | | | | | | | | | |
| <END> | | | | | | | | | |

121-0245 CONTACTOR GP-ALARM (CHG -00 THRU -02)

LOW OIL PRESSURE ALARM AT LOW RPM
PART OF 121-9707 CONTACTOR GP

SMCS-7400

i02546524

| NOTE | PART NUMBER | QTY | PART NAME | | | | | | SEE PAGE |
|-------------------------|-------------|-----|---------------------------------|---|---|---|---|-------------------|----------|
| | | | 1 | 2 | 3 | 4 | 5 | 6 (PRODUCT LEVEL) | |
| Y | 4W-2646 | 1 | CONTACTOR-PRESSURE (ENGINE OIL) | | | | | | 193 |
| | 4W-2648 | 1 | ADAPTER AS | | | | | | |
| | 0S-1614 | 3 | BOLT (1/4-20X0.5-IN) | | | | | | |
| | 2A-0762 | 1 | BOLT (1/4-20X0.625-IN) | | | | | | |
| | 9L-8493 | 1 | CAP-FLARED | | | | | | |
| | 4P-7581 | 1 | CLIP | | | | | | |
| | 4F-9325 | 1 | GASKET | | | | | | |
| | 3S-2093 | 2 | STRAP-CABLE | | | | | | |
| | 2N-8142 | 1 | TEE-SWIVEL | | | | | | |
| | 5P-0537 | 4 | WASHER-HARD (7.2X14.5X2-MM THK) | | | | | | |
| Y-SEPARATE ILLUSTRATION | | | | | | | | | |
| <END> | | | | | | | | | |

123-4629 CONTACTOR GP-ALARM (CHG -00, -01)

HIGH OIL TEMPERATURE ALARM
PART OF 121-9707 CONTACTOR GP

SMCS-7400

i02438698

| NOTE | PART NUMBER | QTY | PART NAME | | | | | | SEE PAGE |
|----------------------------------------------|-------------|-----|------------------------------------|---|---|---|---|-------------------|----------|
| | | | 1 | 2 | 3 | 4 | 5 | 6 (PRODUCT LEVEL) | |
| Y | 4P-6038 | 1 | CONTACTOR-TEMPERATURE (ENGINE OIL) | | | | | | 195 |
| | 0S-1614 | 3 | BOLT (1/4-20X0.5-IN) | | | | | | |
| | 2A-0762 | 1 | BOLT (1/4-20X0.625-IN) | | | | | | |
| | 4P-7581 | 1 | CLIP | | | | | | |
| B | 5P-8937 | | COMPOUND-JOINT (THERMAL) | | | | | | |
| | 3S-2093 | 2 | STRAP-CABLE | | | | | | |
| | 5P-0537 | 4 | WASHER-HARD (7.2X14.5X2-MM THK) | | | | | | |
| B-USE AS REQUIRED Y-SEPARATE ILLUSTRATION | | | | | | | | | |
| <END> | | | | | | | | | |

ELECTRICAL AND STARTING SYSTEM

123-4631 CONTACTOR GP-ALARM (CHG -00, -01)

HIGH JACKET WATER ALARM
PART OF 121-9707 CONTACTOR GP

SMCS-7400

i02438740

| NOTE | PART NUMBER | QTY | PART NAME | | | | | | SEE PAGE |
|------|-------------|-----|----------------------------------|---|---|---|---|-------------------|----------|
| | | | 1 | 2 | 3 | 4 | 5 | 6 (PRODUCT LEVEL) | |
| Y | 4P-6038 | 1 | CONTACTOR-TEMPERATURE (WATER) | | | | | | 195 |
| | 0S-1614 | 3 | BOLT (1/4-20X0.5-IN) | | | | | | |
| | 2A-0762 | 1 | BOLT (1/4-20X0.625-IN) | | | | | | |
| | 4P-7581 | 1 | CLIP | | | | | | |
| B | 5P-8937 | | COMPOUND-JOINT (THERMAL) (JOINT) | | | | | | |
| | 3S-2093 | 2 | STRAP-CABLE | | | | | | |
| | 5P-0537 | 4 | WASHER-HARD (7.2X14.5X2-MM THK) | | | | | | |

B-USE AS REQUIRED
Y-SEPARATE ILLUSTRATION

<END>

123-4633 CONTACTOR GP-ALARM (CHG -00, -01)

HIGH INLET MANIFOLD AIR TEMP ALARM
PART OF 121-9707 CONTACTOR GP

SMCS-7400

i02438741

| NOTE | PART NUMBER | QTY | PART NAME | | | | | | SEE PAGE |
|------|-------------|-----|---------------------------------|---|---|---|---|-------------------|----------|
| | | | 1 | 2 | 3 | 4 | 5 | 6 (PRODUCT LEVEL) | |
| Y | 4P-6038 | 1 | CONTACTOR-TEMPERATURE (AIR) | | | | | | 195 |
| | 0S-1614 | 3 | BOLT (1/4-20X0.5-IN) | | | | | | |
| | 2A-0762 | 1 | BOLT (1/4-20X0.625-IN) | | | | | | |
| | 4P-7581 | 1 | CLIP | | | | | | |
| | 5P-8937 | | COMPOUND-JOINT (THERMAL) | | | | | | |
| | 3S-2093 | 2 | STRAP-CABLE | | | | | | |
| | 5P-0537 | 4 | WASHER-HARD (7.2X14.5X2-MM THK) | | | | | | |

Y-SEPARATE ILLUSTRATION

<END>

ELECTRICAL AND STARTING SYSTEM

9Y-9932 CONTACTOR GP-OIL LEVEL

(CHG -02, -03, -03D1, -03D2, -03D3, -03D4, -03D5)

ALARM

SMCS-1326

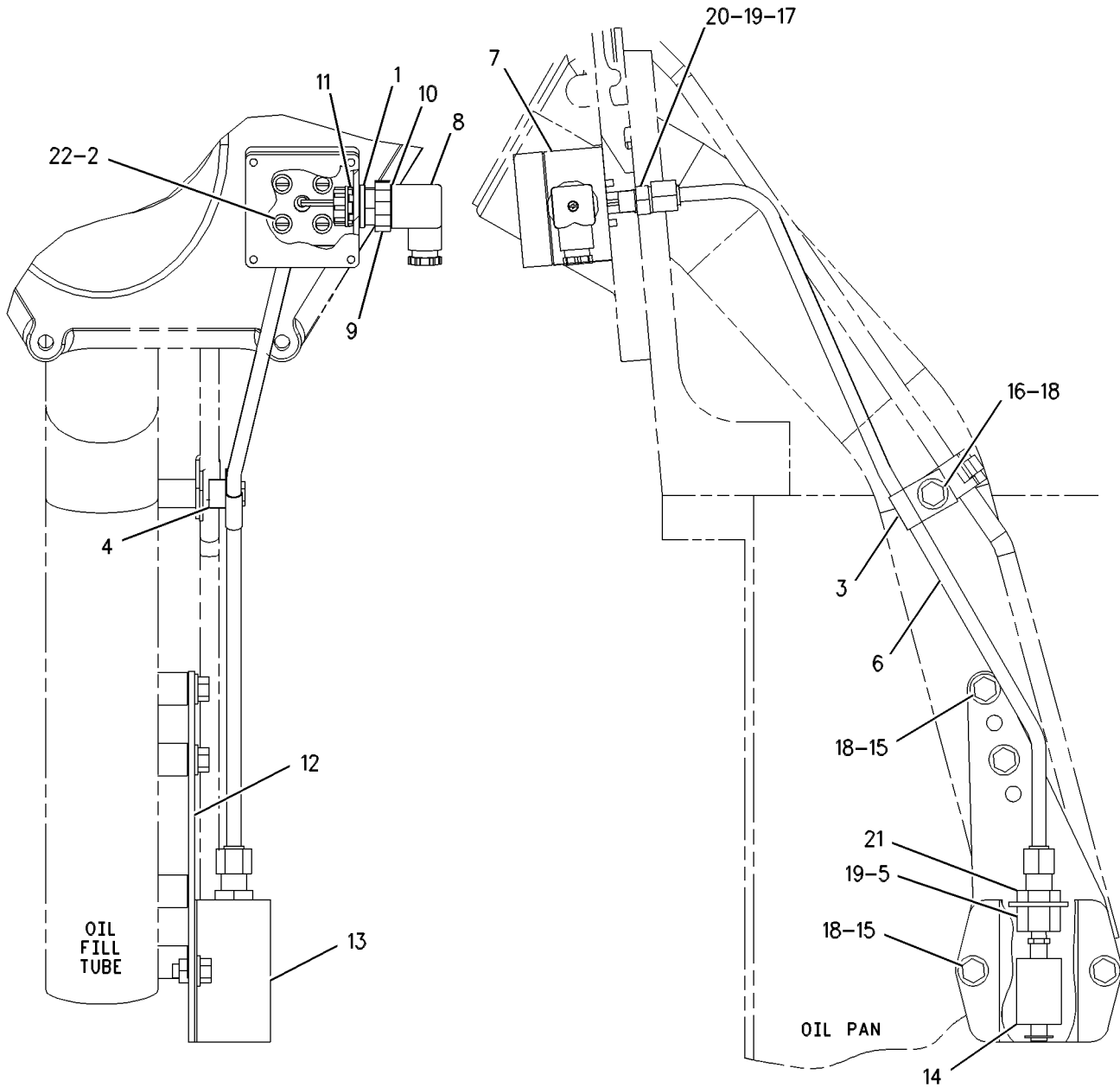
i01981772

| NOTE | REF NO | GRAPHIC REF | PART NUMBER | QTY | PART NAME | | | | | | SEE PAGE |
|-----------------------------|--------|-------------|-----------------|-----|------------------------------------|---|---|---|---|-------------------|----------|
| | | | | | 1 | 2 | 3 | 4 | 5 | 6 (PRODUCT LEVEL) | |
| | 1 | 1 | 6Y-6815 | 1 | GASKET AS (CONNECTOR) | | | | | | |
| | 2 | 1 | 7H-3986 | 4 | SCREW (10-24X0.437-IN) | | | | | | |
| | 3 | 1 | 8B-6127 | 1 | CLIP | | | | | | |
| | 4 | 1 | 8B-8679 | 1 | SPACER (0.406X0.75X0.44-IN THK) | | | | | | |
| | 5 | 1 | 8C-6915 | 1 | ADAPTER-BULKHEAD | | | | | | |
| | 6 | 1 | 9Y-6877 | 1 | TUBE AS | | | | | | |
| C | 7 | 1 | 163-0936 | 1 | ENCLOSURE (FLUID LEVEL) | | | | | | |
| C | 8 | 1 | 166-7656 | 1 | CONNECTOR-SOCKET | | | | | | |
| C | 9 | 1 | 166-7657 | 1 | CONNECTOR-PLUG | | | | | | |
| C | 10 | 1 | 166-7658 | 1 | GASKET | | | | | | |
| C | 11 | 1 | 166-7718 | 1 | NUT | | | | | | |
| C | 12 | 1 | 169-9517 | 1 | PLATE AS | | | | | | |
| C | | 1 | 1F-0750 | 2 | NUT-WELD (3/8-16-THD) | | | | | | |
| C | 13 | 1 | 169-9519 | 1 | COVER | | | | | | |
| | 14 | 1 | 174-1821 | 1 | SWITCH AS-LIQUID LEVEL | | | | | | |
| | 15 | 1 | 0S-0509 | 4 | BOLT (3/8-16X0.75-IN) | | | | | | |
| | 16 | 1 | 0S-1591 | 1 | BOLT (3/8-16X1.5-IN) | | | | | | |
| | 17 | 1 | 3J-1907 | 1 | SEAL-O-RING | | | | | | |
| | 18 | 1 | 3V-3308 | 5 | WASHER-HARD (10.2X20.5X2.5-MM THK) | | | | | | |
| | 19 | 1 | 6V-8397 | 2 | SEAL-O-RING | | | | | | |
| | 20 | 1 | 6V-8636 | 1 | CONNECTOR | | | | | | |
| | 21 | 1 | 6V-9168 | 1 | NUT (11/16-16-THD) | | | | | | |
| | 22 | 1 | 7X-0620 | 4 | WASHER-HARD (5.5X13X1.6-MM THK) | | | | | | |
| C-CHANGE FROM PREVIOUS TYPE | | | | | | | | | | | |

ELECTRICAL AND STARTING SYSTEM

9Y-9932 CONTACTOR GP-OIL LEVEL (contd.)

i01981772



LEFT SIDE VIEW

REAR VIEW

GRAPHIC #1

<END>

g00625854

ELECTRICAL AND STARTING SYSTEM

121-0243 CONTACTOR GP-SHUTOFF (CHG -00, -01)

CRANKCASE PRESSURE SHUTDOWN
PART OF 121-9707 CONTACTOR GP

SMCS-7400, 7418

i02657703

| NOTE | REF NO | GRAPHIC REF | PART NUMBER | QTY | PART NAME | | | | | | SEE PAGE |
|------|--------|-------------|-------------|-----|-----------------------------------------|---|---|---|---|-------------------|----------|
| | | | | | 1 | 2 | 3 | 4 | 5 | 6 (PRODUCT LEVEL) | |
| Y | 1 | 1 | 117-1864 | 1 | CONTACTOR-PRESSURE (CRANKCASE SHUTDOWN) | | | | | | 194 |
| | 2 | 1 | 0S-1614 | 2 | BOLT (1/4-20X0.5-IN) | | | | | | |
| | 3 | 1 | 5P-0537 | 2 | WASHER-HARD (7.2X14.5X2-MM THK) | | | | | | |

Y-SEPARATE ILLUSTRATION

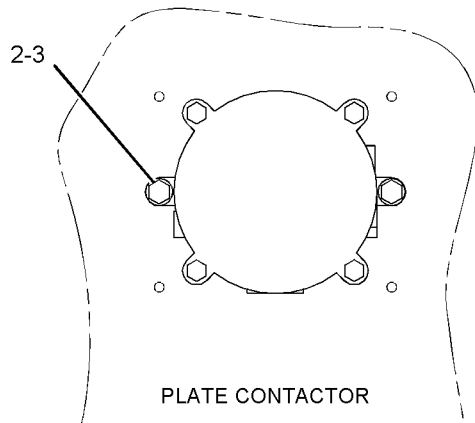
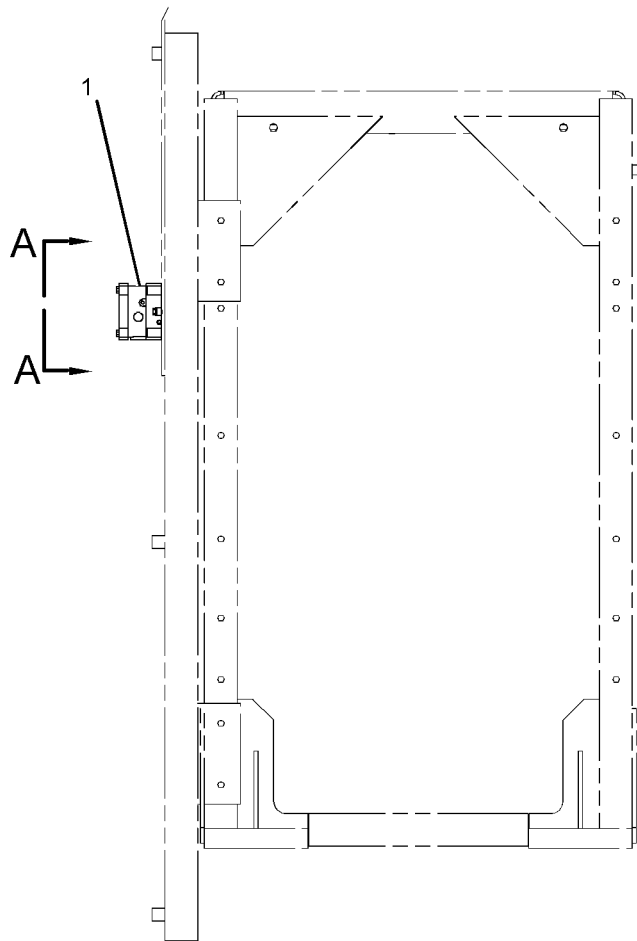


PLATE CONTACTOR

VIEW A-A



LEFT SIDE VIEW

GRAPHIC #1

<END>

g01338487

ELECTRICAL AND STARTING SYSTEM

121-0246 CONTACTOR GP-SHUTOFF (CHG -00 THRU -02)

LOW OIL PRESSURE SHUTDOWN AT HIGH RPM

PART OF 121-9707 CONTACTOR GP

SMCS-7400, 7418

i02447325

| NOTE | PART NUMBER | QTY | PART NAME | | | | | | SEE PAGE |
|------|-------------|-----|---------------------------------|---|---|---|---|-------------------|----------|
| | | | 1 | 2 | 3 | 4 | 5 | 6 (PRODUCT LEVEL) | |
| Y | 4W-2646 | 1 | CONTACTOR-PRESSURE (ENGINE OIL) | | | | | | 193 |
| | 4W-2648 | 1 | ADAPTER AS | | | | | | |
| | 0S-1614 | 3 | BOLT (1/4-20X0.5-IN) | | | | | | |
| | 2A-0762 | 1 | BOLT (1/4-20X0.625-IN) | | | | | | |
| | 9L-8493 | 1 | CAP-FLARED | | | | | | |
| | 4P-7581 | 1 | CLIP | | | | | | |
| | 4F-9325 | 1 | GASKET | | | | | | |
| | 3S-2093 | 2 | STRAP-CABLE | | | | | | |
| | 2N-8142 | 1 | TEE-SWIVEL | | | | | | |
| | 5P-0537 | 4 | WASHER-HARD (7.2X14.5X2-MM THK) | | | | | | |

Y-SEPARATE ILLUSTRATION

<END>

121-0247 CONTACTOR GP-SHUTOFF (CHG -00 THRU -02)

LOW OIL PRESSURE SHUTDOWN AT LOW RPM

PART OF 121-9707 CONTACTOR GP

SMCS-7400, 7418

i02447326

| NOTE | PART NUMBER | QTY | PART NAME | | | | | | SEE PAGE |
|------|-------------|-----|---------------------------------|---|---|---|---|-------------------|----------|
| | | | 1 | 2 | 3 | 4 | 5 | 6 (PRODUCT LEVEL) | |
| Y | 4W-2646 | 1 | CONTACTOR-PRESSURE (ENGINE OIL) | | | | | | 193 |
| | 4W-2648 | 1 | ADAPTER AS | | | | | | |
| | 0S-1614 | 3 | BOLT (1/4-20X0.5-IN) | | | | | | |
| | 2A-0762 | 1 | BOLT (1/4-20X0.625-IN) | | | | | | |
| | 9L-8493 | 1 | CAP-FLARED | | | | | | |
| | 4P-7581 | 1 | CLIP | | | | | | |
| | 4F-9325 | 1 | GASKET | | | | | | |
| | 3S-2093 | 2 | STRAP-CABLE | | | | | | |
| | 2N-8142 | 1 | TEE-SWIVEL | | | | | | |
| | 5P-0537 | 4 | WASHER-HARD (7.2X14.5X2-MM THK) | | | | | | |

Y-SEPARATE ILLUSTRATION

<END>

ELECTRICAL AND STARTING SYSTEM

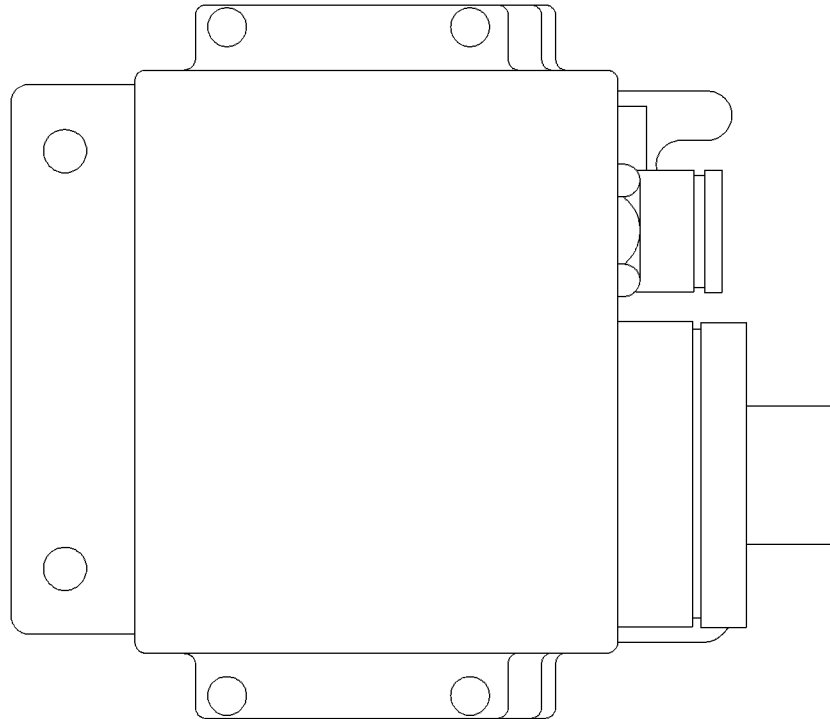
4W-2646 CONTACTOR-PRESSURE (CHG -01)

PART OF 121-0244, 121-0245 CONTACTOR GP-ALARM, 121-0246, 121-0247 CONTACTOR GP-SHUTOFF

SMCS-7454, 7455, 7456, 7461, 7465, 7485

i01090853

| NOTE | REF NO | GRAPHIC REF | PART NUMBER | QTY | PART NAME | SEE PAGE |
|---------------------|--------|-------------|-------------|-----|-----------------------------|----------|
| | | | | | 1 2 3 4 5 6 (PRODUCT LEVEL) | |
| (NO SERVICED PARTS) | | | | | | |



GRAPHIC #1

<END>

g00580022

ELECTRICAL AND STARTING SYSTEM

117-1864 CONTACTOR-PRESSURE (CHG -00)

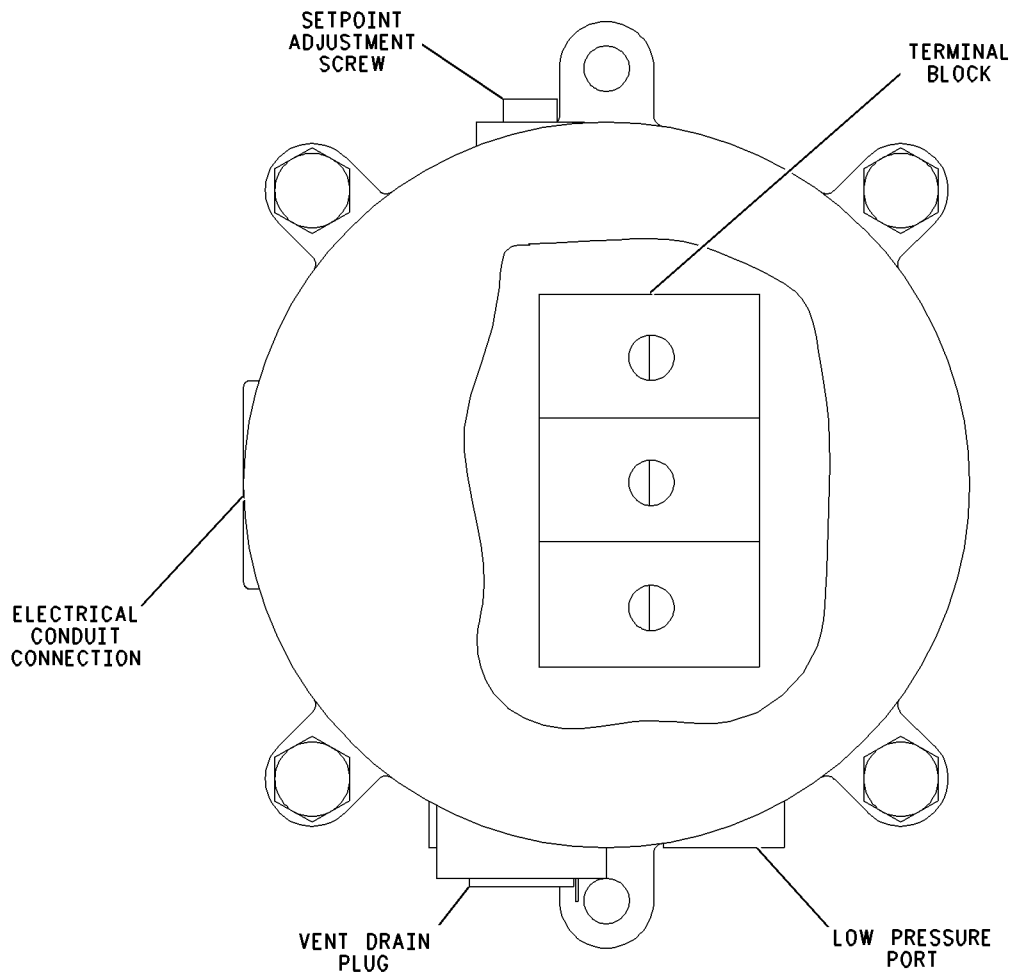
CRANKCASE SHUTDOWN

PART OF 121-0243 CONTACTOR GP-SHUTOFF

SMCS-7454, 7455, 7456, 7461, 7465, 7485

i01472794

| NOTE | REF NO | GRAPHIC REF | PART NUMBER | QTY | PART NAME | | | | | | SEE PAGE |
|---------------------|--------|-------------|-------------|-----|-----------|---|---|---|---|-------------------|----------|
| | | | | | 1 | 2 | 3 | 4 | 5 | 6 (PRODUCT LEVEL) | |
| (NO SERVICED PARTS) | | | | | | | | | | | |



GRAPHIC #1

<END>

g00768930

ELECTRICAL AND STARTING SYSTEM

4P-6038 CONTACTOR-TEMPERATURE (CHG -00, -01)

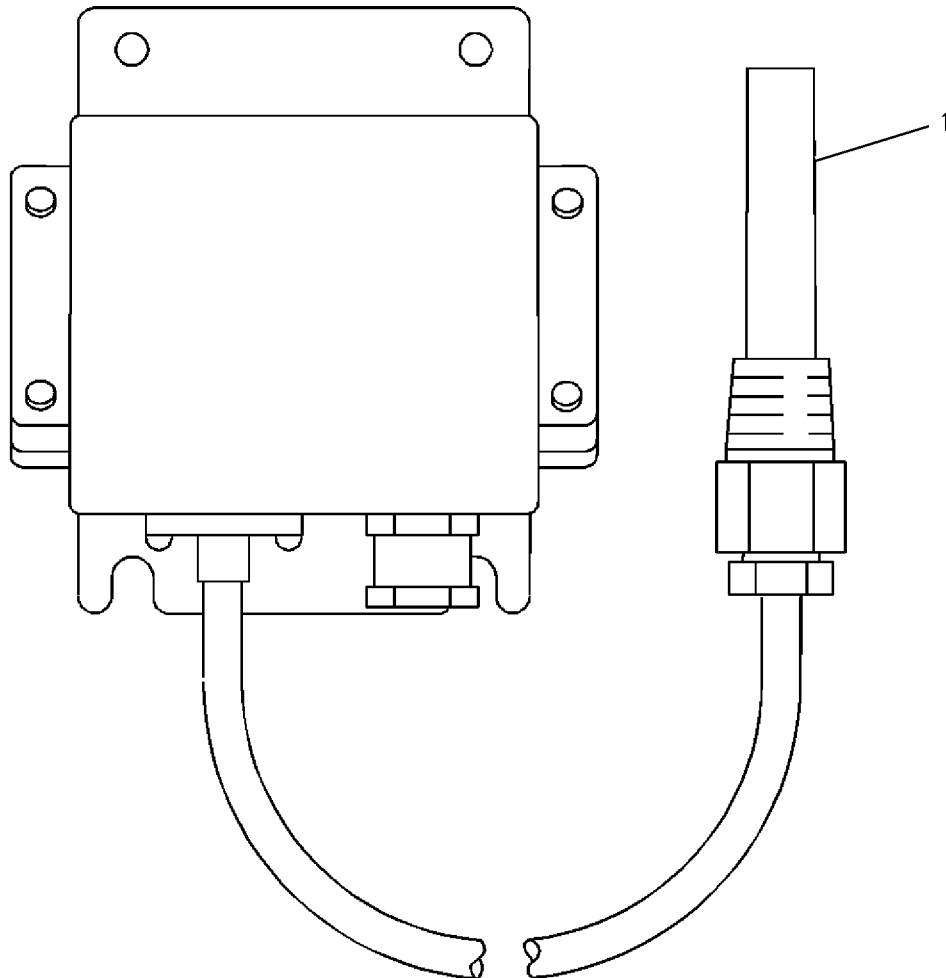
OIL TEMPERATURE SWITCH

PART OF 123-4629, 123-4631, 123-4633 CONTACTOR GP-ALARM
FOR USE WITH SINGLE PULL DOUBLE THROW-VARIABLE

SMCS-7400, 7403, 7453, 7484

i02420019

| NOTE | REF NO | GRAPHIC REF | PART NUMBER | QTY | PART NAME | | | | | | SEE PAGE |
|------------------------------------------------------------------------------|--------|-------------|-------------|-----|-------------------|---|---|---|---|-------------------|----------|
| | | | | | 1 | 2 | 3 | 4 | 5 | 6 (PRODUCT LEVEL) | |
| | 1 | 1 | 4P-6043 | 1 | KIT-SENSOR POCKET | | | | | | |
| (INCLUDES POCKET SENSOR, RETAINERS, WASHERS, RING, ADAPTER, AND STRIP GAUGE) | | | | | | | | | | | |



GRAPHIC #1

<END>

g00746845

ELECTRICAL AND STARTING SYSTEM

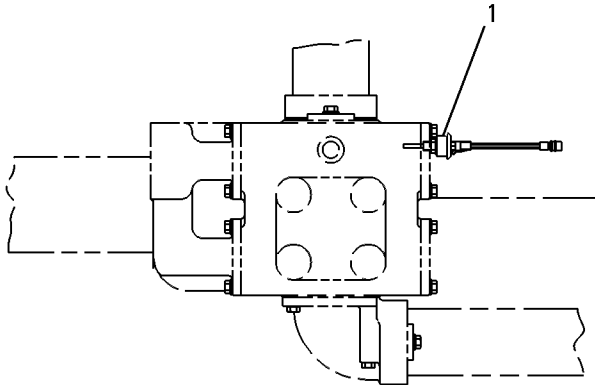
4P-9191 DETECTOR GP-LIQUID (CHG -02 THRU -04, -04D1) JACKET WATER LOW LEVEL

SMCS-1326, 1334, 1350

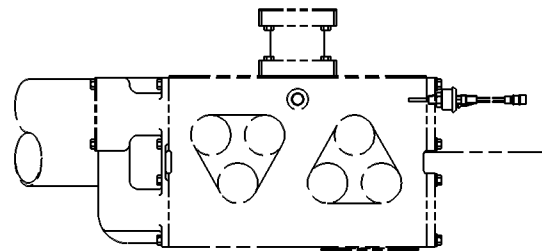
i00089607

| NOTE | REF NO | GRAPHIC REF | PART NUMBER | QTY | PART NAME | | | | | | SEE PAGE |
|------|--------|-------------|-------------|-----|--------------------|---|---|---|---|-------------------|----------|
| | | | | | 1 | 2 | 3 | 4 | 5 | 6 (PRODUCT LEVEL) | |
| CY | 1 | 1 | 125-4340 | 1 | DETECTOR GP-LIQUID | | | | | | 197 |
| | 2 | 1 | 6B-5072 | 1 | BUSHING-REDUCING | | | | | | |

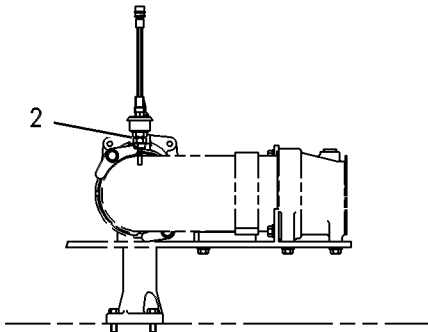
C-CHANGE FROM PREVIOUS TYPE
Y-SEPARATE ILLUSTRATION



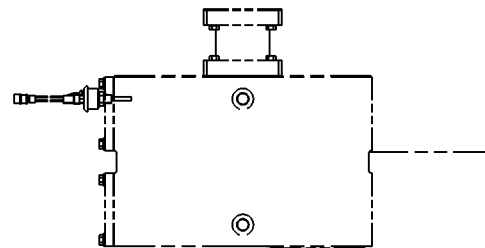
TOP VIEW
WATER LINES (COMBINED CIRCUIT)
INLINE ENGINE



TOP VIEW
WATER LINES (COMBINED CIRCUIT)
VEE ENGINE



FRONT VIEW
WATER LINES (SEPERATE CIRCUIT)
INLINE ENGINE



TOP VIEW
WATER LINES (SEPERATE CIRCUIT)
VEE ENGINE

GRAPHIC #1

<END>

g00066924

ELECTRICAL AND STARTING SYSTEM

125-4340 DETECTOR GP-LIQUID (CHG -00, -01)

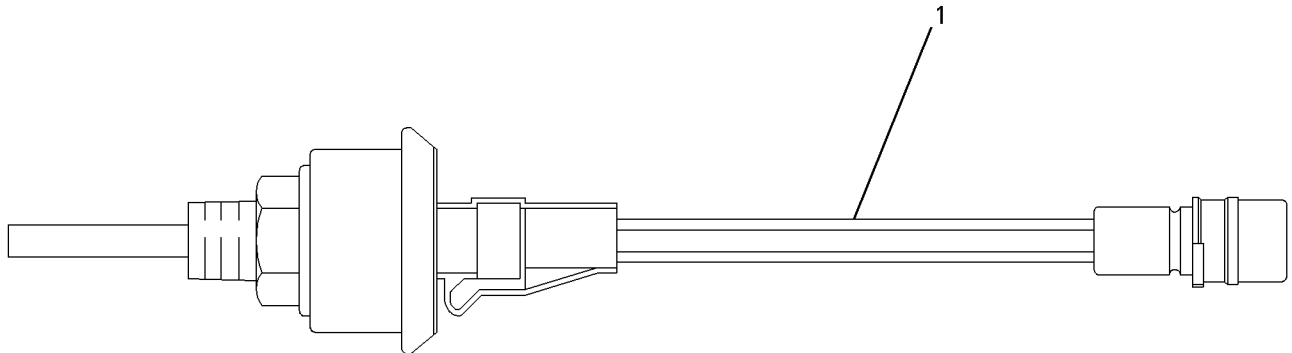
COOLANT

PART OF 4P-9191 DETECTOR GP-LIQUID

SMCS-1326, 1334, 1350

i02056790

| NOTE | REF NO | GRAPHIC REF | PART NUMBER | QTY | PART NAME | | | | | | SEE PAGE |
|------|--------|-------------|-------------|-----|----------------------------|---|---|---|---|-------------------|----------|
| | | | | | 1 | 2 | 3 | 4 | 5 | 6 (PRODUCT LEVEL) | |
| | 1 | 1 | 125-8263 | 1 | HARNES AS-WIRING (COOLANT) | | | | | | |



GRAPHIC #1

<END>

g00745925

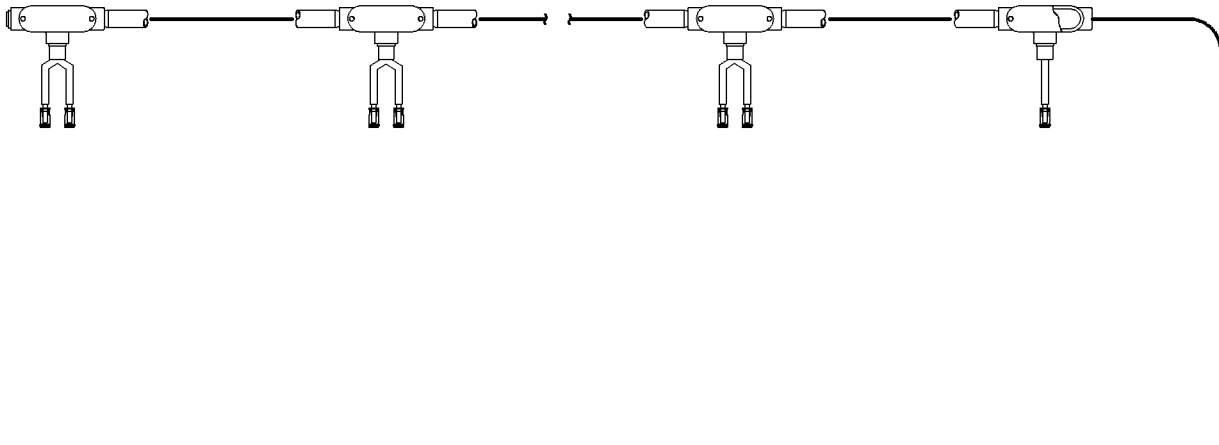
ELECTRICAL AND STARTING SYSTEM

138-7084 HARNESS AS-SENSOR-THERMOCOUPLE (CHG -00, -02) PART OF 139-9275 WIRING GP-ENGINE

SMCS-1408

i01076002

| NOTE | REF NO | GRAPHIC REF | PART NUMBER | QTY | PART NAME | SEE PAGE |
|---------------------|--------|-------------|-------------|-----|-----------------------------|----------|
| | | | | | 1 2 3 4 5 6 (PRODUCT LEVEL) | |
| (NO SERVICED PARTS) | | | | | | |



GRAPHIC #1

<END>

g00104595

ELECTRICAL AND STARTING SYSTEM

2W-2977 LINES GP-AIR STARTING-LH (CHG -12 THRU -18) AIR STARTING MOTOR-MAIN

SMCS-1451

i02355763

| NOTE | REF NO | GRAPHIC REF | PART NUMBER | QTY | PART NAME | | | | | | SEE PAGE |
|------|--------|-------------|-------------|-----|----------------------------------|---|---|---|---|-------------------|----------|
| | | | | | 1 | 2 | 3 | 4 | 5 | 6 (PRODUCT LEVEL) | |
| | 1 | 1 | 1H-7722 | 1 | FITTING (1-1/2-11-1/2 NPT) | | | | | | |
| J | 2 | 1 | 2W-2945 | 1 | LUBRICATOR GP-AIR MOTOR | | | | | | |
| | | 1 | 7W-0524 | 1 | PLUG AS | | | | | | |
| | | 1 | 7W-0537 | 1 | DOME AS | | | | | | |
| | | 1 | 7W-2759 | 1 | BOWL AS | | | | | | |
| | 3 | 1 | 3B-6492 | 1 | COUPLING-PIPE | | | | | | |
| I | 4 | 1 | 4P-4113 | 1 | HOSE AS | | | | | | |
| | 5 | 1 | 4W-2245 | 1 | VALVE-SHUTOFF | | | | | | |
| | 6 | 1 | 5H-0255 | 2 | BOSS | | | | | | |
| | 7 | 1 | 5N-7131 | 2 | FLANGE | | | | | | |
| | 8 | 1 | 6F-7701 | 3 | TEE-PIPE | | | | | | |
| | 9 | 1 | 6F-8856 | 2 | ELBOW | | | | | | |
| | 10 | 1 | 6L-7028 | 1 | JOINT AS | | | | | | |
| | | 1 | 9X-7535 | 2 | SEAL | | | | | | |
| | 11 | 1 | 7C-0818 | 1 | BRACKET | | | | | | |
| | 12 | 1 | 8N-8451 | 2 | GASKET | | | | | | |
| | 13 | 1 | 8T-6765 | 1 | PLUG-PIPE | | | | | | |
| | 14 | 1 | 9F-9747 | 2 | FITTING (1-1/2 STD PIPE-THD) | | | | | | |
| Y | 15 | 1 | 146-5215 | 1 | STRAINER GP-AIR LINES | | | | | | 216 |
| S | 16 | 1 | 177-8845 | 1 | VALVE-RELAY (AIR START) | | | | | | |
| | 17 | 1 | 0S-1587 | 8 | BOLT (1/2-13X1.75-IN) | | | | | | |
| C | 18 | 1 | 1H-2815 | 1 | NIPPLE-PIPE | | | | | | |
| | 19 | 1 | 3L-1258 | 2 | NIPPLE-PIPE | | | | | | |
| | 20 | 1 | 5L-2534 | 1 | U-BOLT | | | | | | |
| | 21 | 1 | 5P-8245 | 10 | WASHER-HARD (13.5X25.5X3-MM THK) | | | | | | |
| | 22 | 1 | 6B-7280 | 1 | ADAPTER | | | | | | |
| | 23 | 1 | 6F-6045 | 1 | NIPPLE-PIPE | | | | | | |
| C | 24 | 1 | 6F-8858 | 5 | FITTING | | | | | | |
| | 25 | 1 | 6H-1717 | 2 | BOLT (1/2-13X1.125-IN) | | | | | | |
| | 26 | 1 | 8T-6760 | 1 | PLUG-PIPE | | | | | | |
| | 27 | 1 | 9L-9132 | 2 | WASHER (10.2X25.5X2.5-MM THK) | | | | | | |
| | 28 | 1 | 9S-8752 | 2 | NUT-FULL (3/8-16-THD) | | | | | | |

AVAILABLE REPAIR KIT(S):

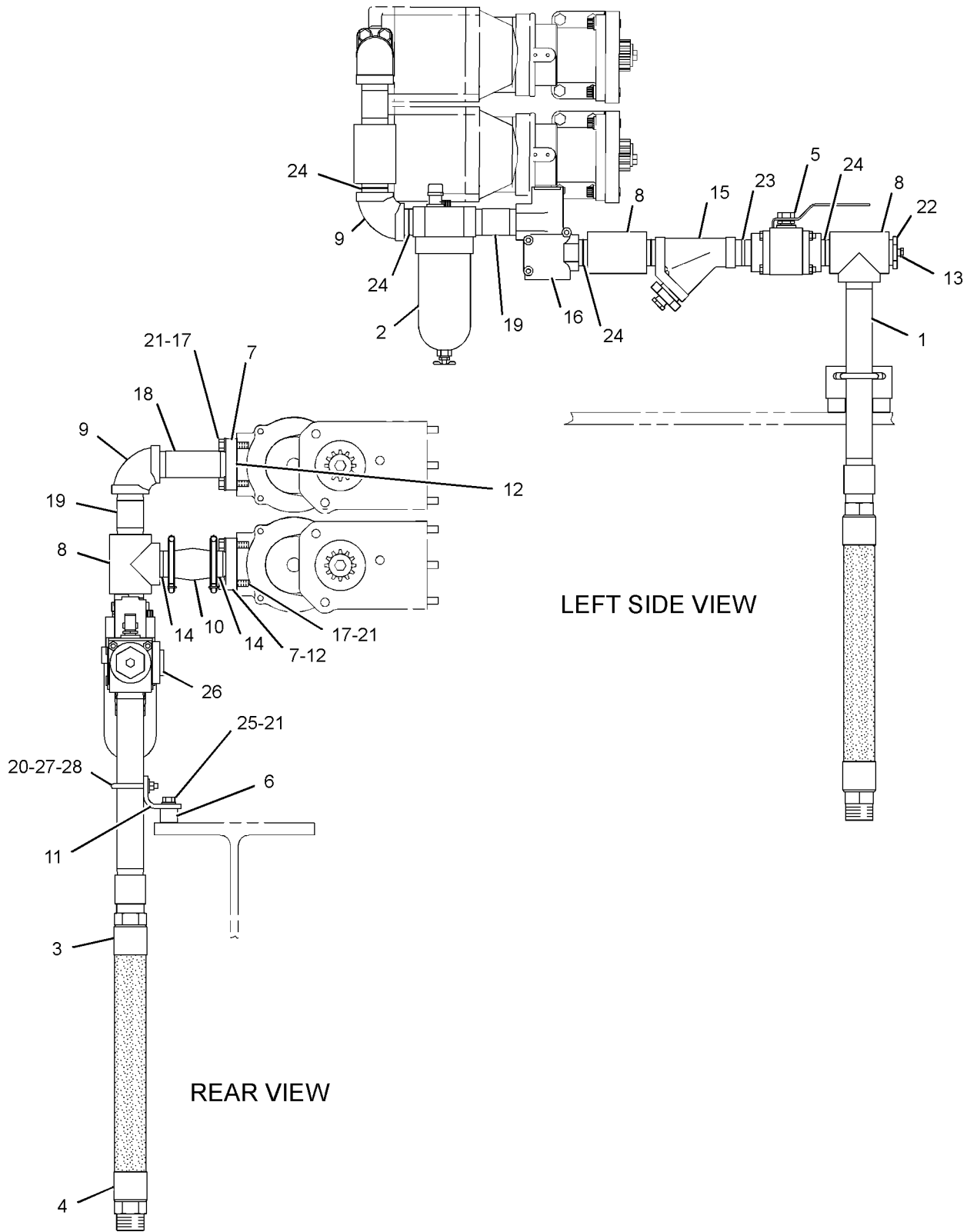
| | | |
|-----------------------------------------------------------|-----------------|------------------------|
| J | 7W-2760 | KIT-SEAL (AIR MOTOR) |
| S | 177-8847 | KIT-SEAL (RELAY VALVE) |
| (INCLUDES SHOCK DAMPENER, O-RINGS AND COMPRESSION SPRING) | | |

C-CHANGE FROM PREVIOUS TYPE
 I-REFER TO HYDRAULIC INFORMATION SYSTEM
 J-KIT MARKED J SERVICES PART MARKED J
 S-KIT MARKED S SERVICES PART MARKED S
 Y-SEPARATE ILLUSTRATION

ELECTRICAL AND STARTING SYSTEM

2W-2977 LINES GP-AIR STARTING (contd.)

i02355763



GRAPHIC #1

<END>

g01177003

ELECTRICAL AND STARTING SYSTEM

9Y-9990 LINES GP-AIR STARTING-LH

(CHG -04, -05, -05D1, -05D2, -06, -06D1 THRU -08, -08D1)

24 VOLT. STARTING MOTOR CONTROL

SMCS-1451

i02872381

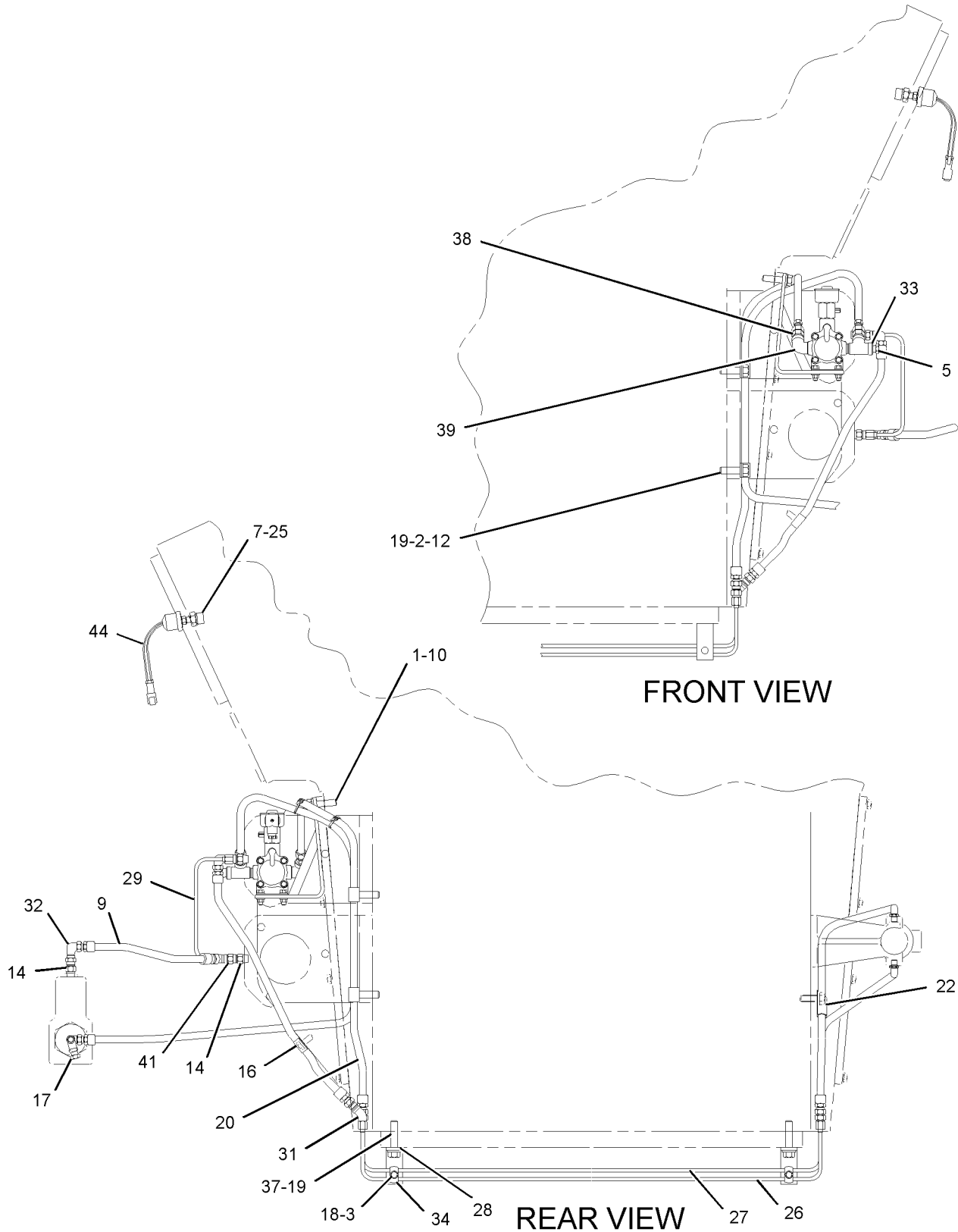
| NOTE | REF NO | GRAPHIC REF | PART NUMBER | QTY | PART NAME | | | | | | SEE PAGE |
|------|--------|-------------|-------------|-----|-----------------------------------------------|---|---|---|---|-------------------|----------|
| | | | | | 1 | 2 | 3 | 4 | 5 | 6 (PRODUCT LEVEL) | |
| | 1 | 1 | 0S-1571 | 2 | BOLT (3/8-16X1.75-IN) | | | | | | |
| | 2 | 1 | 0S-1587 | 2 | BOLT (1/2-13X1.75-IN) | | | | | | |
| | 3 | 1 | 0S-1615 | 2 | BOLT (1/4-20X0.75-IN) | | | | | | |
| | 4 | 2 | 2D-7325 | 1 | TEE-PIPE | | | | | | |
| | 5 | 1 | 8T-6767 | 2 | PLUG-PIPE | | | | | | |
| | 6 | 2 | 3J-7355 | 1 | UNION-FLARED | | | | | | |
| C | 7 | 1 | 3P-0764 | 1 | PLUG | | | | | | |
| BC | 8 | 2 | 3S-2093 | 2 | STRAP-CABLE | | | | | | |
| I | 9 | 1 | 143-7223 | 1 | HOSE AS | | | | | | |
| C | 10 | 1 | 3V-3308 | 2 | WASHER-HARD (10.2X20.5X2.5-MM THK) | | | | | | |
| I | 11 | 2 | 3V-6153 | 1 | HOSE AS | | | | | | |
| | 12 | 1 | 4D-6988 | 2 | CLIP | | | | | | |
| | 13 | 2 | 4F-7957 | 4 | BOLT (1/4-20X0.875-IN) | | | | | | |
| C | 14 | 1,2 | 4S-6399 | 5 | CONNECTOR | | | | | | |
| I | 15 | 2 | 2V-5956 | 1 | HOSE AS | | | | | | |
| | 16 | 1 | 5K-3294 | 1 | CLIP | | | | | | |
| C | 17 | 1 | 8T-6765 | 1 | PLUG-PIPE | | | | | | |
| | 18 | 1,2 | 5P-0537 | 10 | WASHER-HARD (7.2X14.5X2-MM THK) | | | | | | |
| | 19 | 1 | 5P-8245 | 4 | WASHER-HARD (13.5X25.5X3-MM THK) | | | | | | |
| I | 20 | 1 | 174-7008 | 1 | HOSE AS | | | | | | |
| I | 21 | 2 | 5T-4374 | 1 | HOSE AS | | | | | | |
| | 22 | 1 | 6D-3479 | 1 | CLIP | | | | | | |
| | 23 | 2 | 6K-1972 | 1 | ELBOW-FLARED | | | | | | |
| I | 24 | 2 | 6N-8659 | 1 | HOSE AS | | | | | | |
| | 25 | 1 | 6V-4589 | 1 | SEAL-O-RING | | | | | | |
| | 26 | 1 | 7C-0370 | 1 | TUBE AS | | | | | | |
| | 27 | 1 | 7C-0371 | 1 | TUBE AS | | | | | | |
| | 28 | 1 | 7C-0372 | 2 | BRACKET | | | | | | |
| | 29 | 1 | 7C-0822 | 1 | TUBE AS | | | | | | |
| | 30 | 2 | 7E-0872 | 1 | BRACKET AS | | | | | | |
| | 31 | 1,2 | 7K-6462 | 2 | ELBOW | | | | | | |
| C | 32 | 1,2 | 7K-9197 | 2 | ELBOW | | | | | | |
| | 33 | 1 | 8L-6005 | 1 | TEE-PIPE | | | | | | |
| | 34 | 1 | 8N-8471 | 2 | CLAMP-TUBE | | | | | | |
| | 35 | 2 | 9S-8750 | 4 | NUT-FULL (1/4-20-THD) | | | | | | |
| C | 36 | 2 | 9X-7206 | 1 | VALVE-SOLENOID (24-VOLT) | | | | | | |
| C | 37 | 1 | 9X-8873 | 2 | BOLT (1/2-13X2.25-IN) | | | | | | |
| | 38 | 1,2 | 001-6449 | 2 | CONNECTOR | | | | | | |
| | 39 | 1 | 003-2143 | 1 | ELBOW | | | | | | |
| | 40 | 2 | 030-7946 | 2 | ELBOW | | | | | | |
| | 41 | 1 | 030-7961 | 1 | ELBOW | | | | | | |
| | 42 | 2 | 061-7538 | 2 | SEAL-O-RING | | | | | | |
| | 43 | 2 | 067-6495 | 1 | ELBOW-FLARED | | | | | | |
| C | 44 | 1 | 150-1240 | 1 | SWITCH AS-PRESSURE (PRELUBRICATION) | | | | | | |
| | | 1 | 102-8802 | 2 | KIT-RECEPTACLE (2-PIN) | | | | | | |
| | | | | | (EACH INCLUDES RECEPTACLE ASSEMBLY AND WEDGE) | | | | | | |
| | | 1 | 186-3735 | 1 | PIN-CONNECTOR (16-GA TO 18-GA) | | | | | | |
| E | | 1 | 9X-1813 | | SLEEVE (15-CM) | | | | | | |
| C | 45 | 2 | 166-7656 | 1 | CONNECTOR-SOCKET | | | | | | |
| C | 46 | 2 | 166-7657 | 1 | CONNECTOR-PLUG | | | | | | |
| C | 47 | 2 | 166-7658 | 1 | GASKET | | | | | | |

B-USE AS REQUIRED
 C-CHANGE FROM PREVIOUS TYPE
 E-ORDER BY THE CENTIMETER
 I-REFER TO HYDRAULIC INFORMATION SYSTEM

ELECTRICAL AND STARTING SYSTEM

9Y-9990 LINES GP-AIR STARTING (contd.)

i02872381



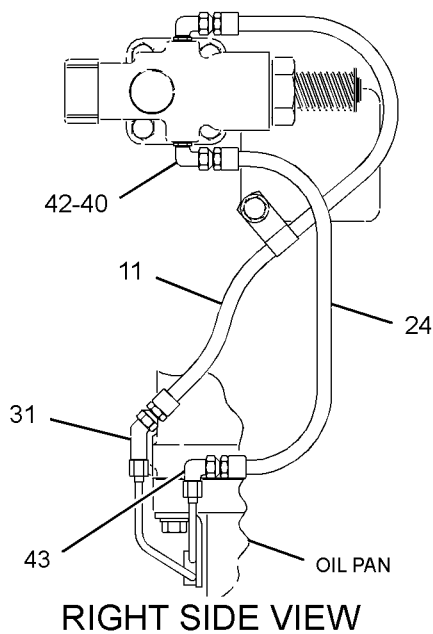
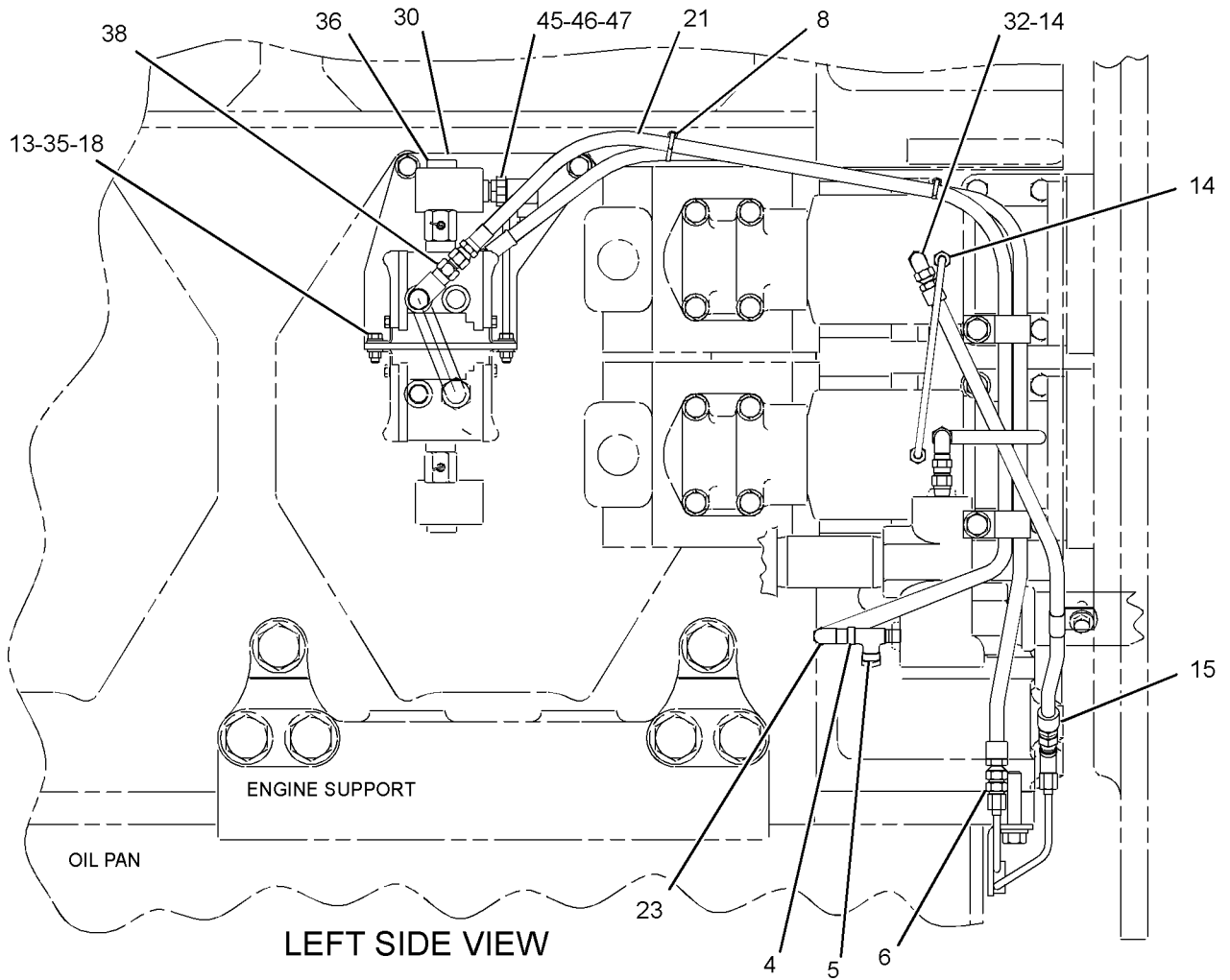
GRAPHIC #1

g01179479

ELECTRICAL AND STARTING SYSTEM

9Y-9990 LINES GP-AIR STARTING (contd.)

i02872381



<END>

GRAPHIC #2

g01179478

ELECTRICAL AND STARTING SYSTEM

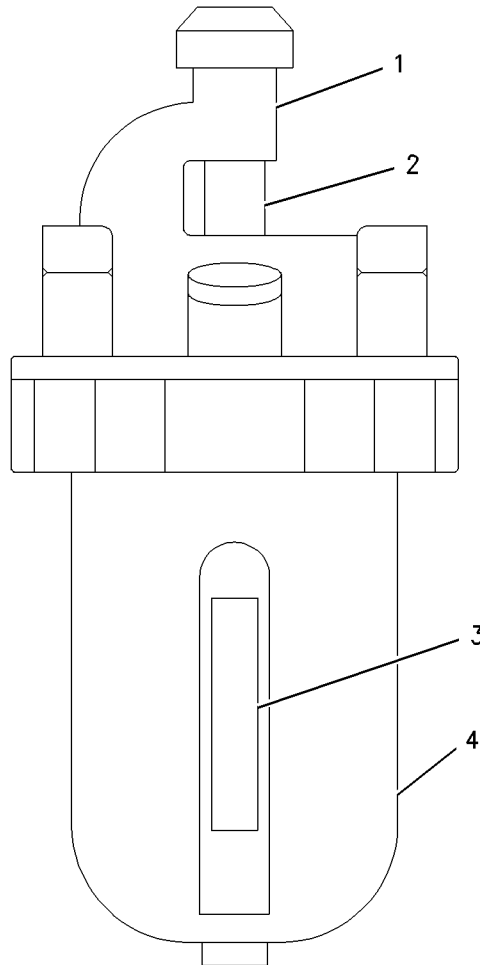
7W-0522 LUBRICATOR GP-AIR MOTOR (CHG -02, -03) PART OF 9Y-9341 LINES GP-AIR

SMCS-1451

i03636089

| NOTE | REF NO | GRAPHIC REF | PART NUMBER | QTY | PART NAME | | | | | | SEE PAGE |
|------|--------|-------------|-------------|-----|--------------------------------------|---|---|---|---|-------------------|----------|
| | | | | | 1 | 2 | 3 | 4 | 5 | 6 (PRODUCT LEVEL) | |
| C | 1 | 1 | 158-6245 | 1 | VALVE-NEEDLE | | | | | | |
| C | 2 | 1 | 158-6247 | 1 | TUBE-GLASS | | | | | | |
| C | 3 | 1 | 158-6246 | 1 | GAUGE-SIGHT (LUBRICANT) (ENGINE OIL) | | | | | | |
| C | 4 | 1 | 158-6248 | 1 | BOWL | | | | | | |

C-CHANGE FROM PREVIOUS TYPE



GRAPHIC #1

<END>

g00726267

ELECTRICAL AND STARTING SYSTEM

236-0711 SENDER GP-PRESSURE (CHG -00, -01, -01D1, -01D2)

SMCS-7400

i01924616

| NOTE | PART NUMBER | QTY | PART NAME | | | | | | SEE PAGE |
|--------------------|-------------|-----|--------------------|---|---|---|---|-------------------|----------|
| | | | 1 | 2 | 3 | 4 | 5 | 6 (PRODUCT LEVEL) | |
| | 4M-5317 | 1 | BUSHING-REDUCING | | | | | | |
| | 7E-0028 | 1 | SENDER AS-PRESSURE | | | | | | |
| <END> | | | | | | | | | |

ELECTRICAL AND STARTING SYSTEM

144-7647 SENSOR GP-PARTICLE

(CHG -01 THRU -04, -04D1, -04D2, -05, -05D1, -05D2, -06, -06D1, -06D2, -06D3, -06D4, -06D5, -06D7)

SMCS-1308

i02428380

| NOTE | REF NO | GRAPHIC REF | PART NUMBER | QTY | PART NAME | | | | | | SEE PAGE |
|------|--------|-------------|-----------------|-----|------------------------------------|---|---|---|---|-------------------|----------|
| | | | | | 1 | 2 | 3 | 4 | 5 | 6 (PRODUCT LEVEL) | |
| J | 1 | 1 | 144-8623 | 1 | SENSOR GP-PARTICLE | | | | | | |
| | 2 | 1 | 0S-1591 | 2 | BOLT (3/8-16X1.5-IN) | | | | | | |
| | 3 | 1 | 0S-1618 | 2 | BOLT (5/16-18X1-IN) | | | | | | |
| | 4 | 1 | 1P-7625 | 3 | ELBOW | | | | | | |
| I | 5 | 1 | 165-5016 | 1 | HOSE AS | | | | | | |
| | 6 | 1 | 3J-7354 | 1 | SEAL-O-RING | | | | | | |
| | 7 | 1 | 3V-3308 | 2 | WASHER-HARD (10.2X20.5X2.5-MM THK) | | | | | | |
| | 8 | 1 | 8C-3446 | 1 | VALVE-FLUID SAMPLING | | | | | | |
| | 9 | 1 | 9M-1974 | 2 | WASHER-HARD (8.8X16X2-MM THK) | | | | | | |
| I | 10 | 1 | 9M-6511 | 1 | HOSE AS | | | | | | |
| | 11 | 1 | 144-7115 | 1 | BRACKET AS | | | | | | |
| | 12 | 1 | 8L-2786 | 4 | SEAL-O-RING | | | | | | |
| | 13 | 1 | 4R-8658 | 1 | VALVE AS-MANUAL | | | | | | |
| | 14 | 1 | 9M-6522 | 1 | CONNECTOR | | | | | | |
| | 15 | 1 | 032-1269 | 1 | ELBOW | | | | | | |
| | 16 | 1 | 166-1757 | 1 | ELBOW (SWIVEL) | | | | | | |
| | 17 | 1 | 5N-4020 | 1 | BUSHING-REDUCER | | | | | | |
| | 18 | 1 | 8C-3445 | 1 | CAP-DUST | | | | | | |

AVAILABLE REPAIR KIT(S):

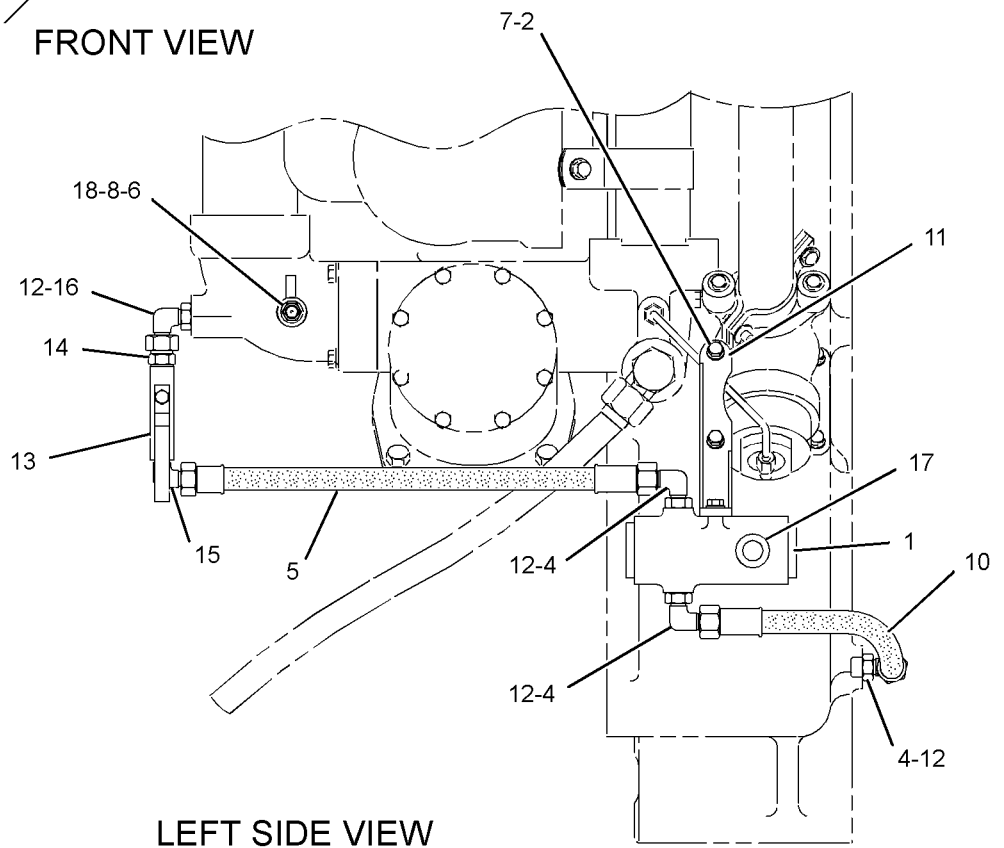
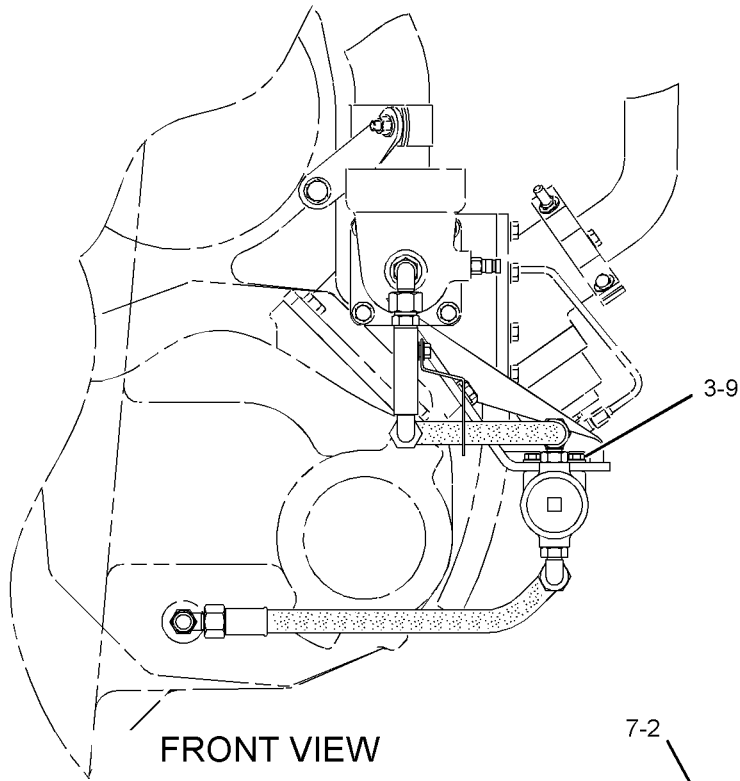
| | | | | | | | | | |
|---|-----------------|---|------------------------------------------------------------------------------|--|--|--|--|--|--|
| J | 129-2915 | 1 | KIT-PARTICLE DETECTOR (KIT INCLUDES GRID, END CAP O-SEAL AND GRID O-SEAL) | | | | | | |
|---|-----------------|---|------------------------------------------------------------------------------|--|--|--|--|--|--|

I-REFER TO HYDRAULIC INFORMATION SYSTEM
J-KIT MARKED J SERVICES PART MARKED J

ELECTRICAL AND STARTING SYSTEM

144-7647 SENSOR GP-PARTICLE (contd.)

i02428380



GRAPHIC #1

<END>

g01213592

ELECTRICAL AND STARTING SYSTEM

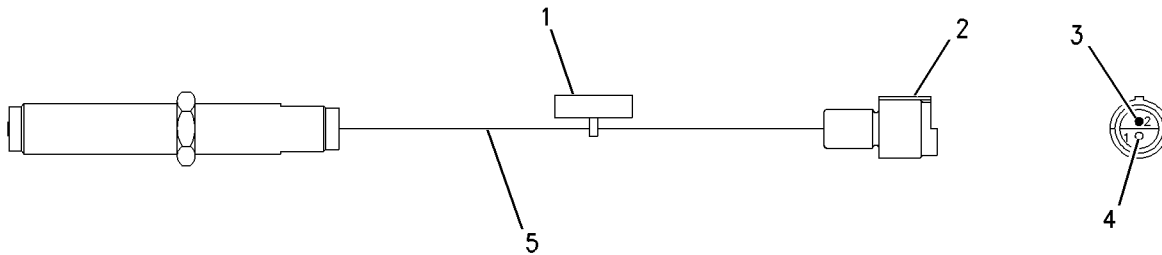
7C-1897 SENSOR GP-SPEED-ENGINE (CHG -00 THRU -05) PART OF 1W-0023 HOUSING GP-FRONT

SMCS-1907

i02369261

| NOTE | REF NO | GRAPHIC REF | PART NUMBER | QTY | PART NAME | | | | | | SEE PAGE |
|------|--------|-------------|-------------|-----|-------------------------------------|---|---|---|---|-------------------|----------|
| | | | | | 1 | 2 | 3 | 4 | 5 | 6 (PRODUCT LEVEL) | |
| | 1 | 1 | 171-5349 | 1 | STRAP-MARKER | | | | | | |
| | 2 | 1 | 7N-9738 | 1 | HOUSING-RECEPTACLE (14-GA TO 18-GA) | | | | | | |
| | 3 | 1 | 7N-7780 | 1 | PIN-CONNECTOR (14-GA TO 18-GA) | | | | | | |
| | 4 | 1 | 7N-7779 | 1 | SOCKET-CONNECTOR (14-GA TO 18-GA) | | | | | | |
| E | 5 | 1 | 9X-1386 | | SLEEVE (14-CM) | | | | | | |

E-ORDER BY THE CENTIMETER



GRAPHIC #1

<END>

g00845691

ELECTRICAL AND STARTING SYSTEM

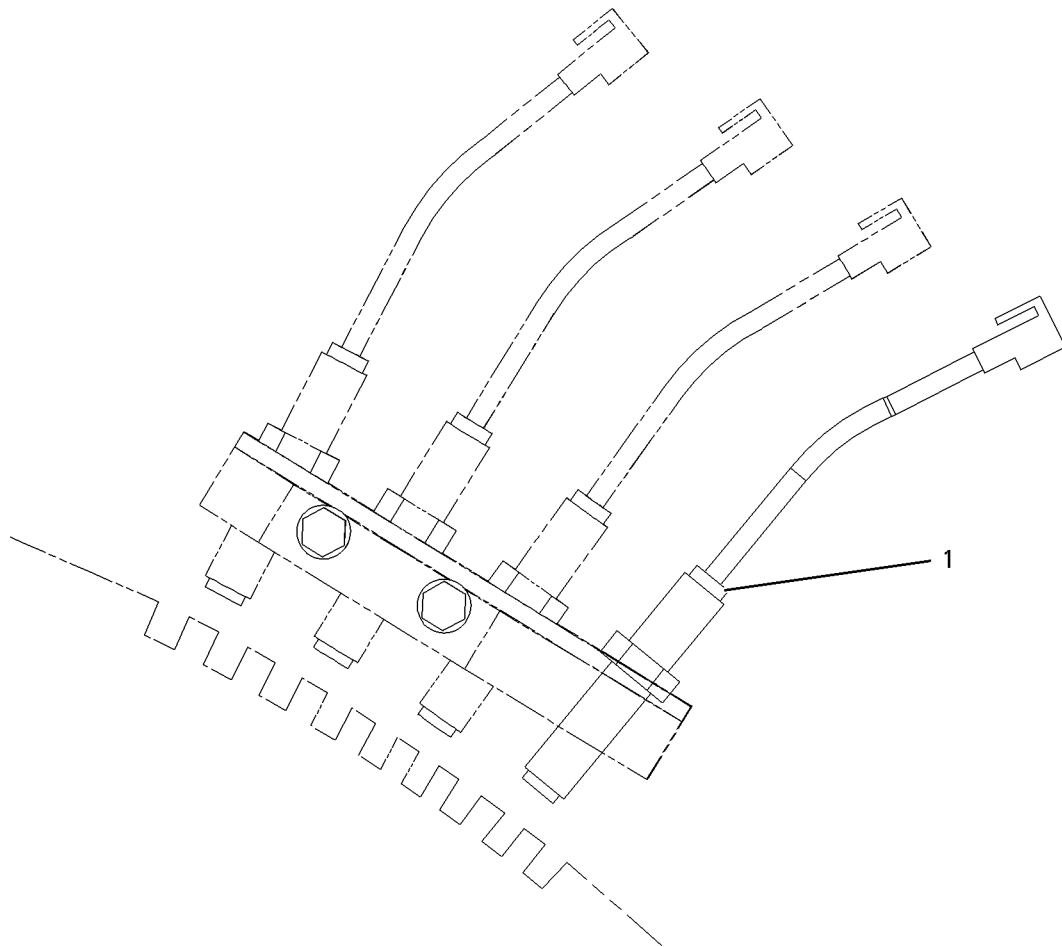
7W-1145 SENSOR GP-SPEED (CHG -07)

SMCS-1907

i02438102

| NOTE | REF NO | GRAPHIC REF | PART NUMBER | QTY | PART NAME | | | | | | SEE PAGE |
|------|--------|-------------|-------------|-----|--------------------------|---|---|---|---|-------------------|----------|
| | | | | | 1 | 2 | 3 | 4 | 5 | 6 (PRODUCT LEVEL) | |
| Y | 1 | 1 | 189-5746 | 1 | SENSOR GP-SPEED (ENGINE) | | | | | | 210 |

Y-SEPARATE ILLUSTRATION



GRAPHIC #1

<END>

g00882446

ELECTRICAL AND STARTING SYSTEM

189-5746 SENSOR GP-SPEED-TORQUE CONVERTER OUTPUT (CHG -00 THRU -04)

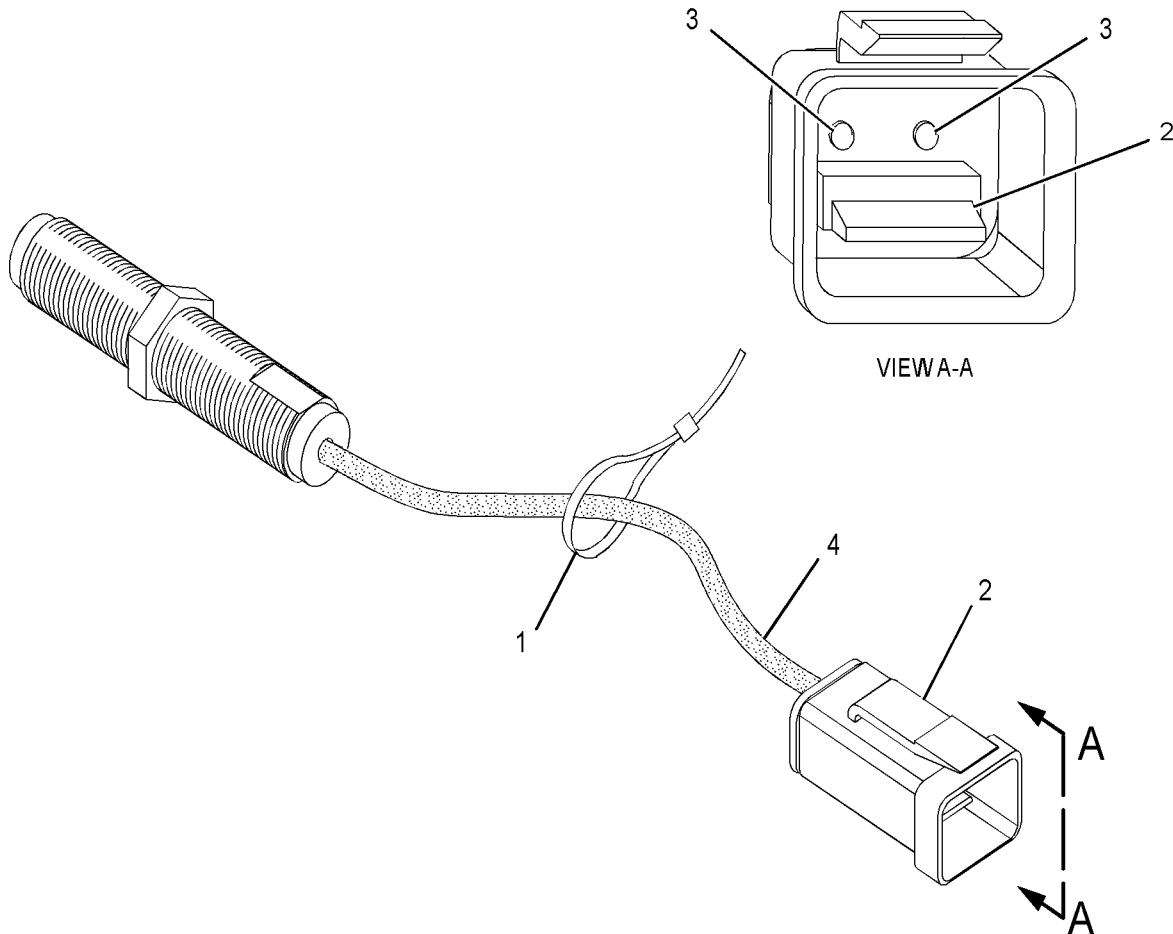
PART OF 7W-1145 SENSOR GP-SPEED

SMCS-1907

i03276881

| NOTE | REF NO | GRAPHIC REF | PART NUMBER | QTY | PART NAME | | | | | | SEE PAGE |
|------|--------|-------------|-------------|-----|------------------------------------------------------------|---|---|---|---|-------------------|----------|
| | | | | | 1 | 2 | 3 | 4 | 5 | 6 (PRODUCT LEVEL) | |
| | 1 | 1 | 171-5349 | 1 | STRAP-MARKER | | | | | | |
| | 2 | 1 | 102-8802 | 1 | KIT-RECEPTACLE (2-PIN) (INCLUDES RECEPTACLE AS & WEDGE) | | | | | | |
| | 3 | 1 | 144-1636 | 2 | PIN-CONNECTOR (14-GA TO 18-GA) | | | | | | |
| E | 4 | 1 | 9X-1386 | | SLEEVE (14-CM) | | | | | | |

E-ORDER BY THE CENTIMETER



GRAPHIC #1

<END>

g01353977

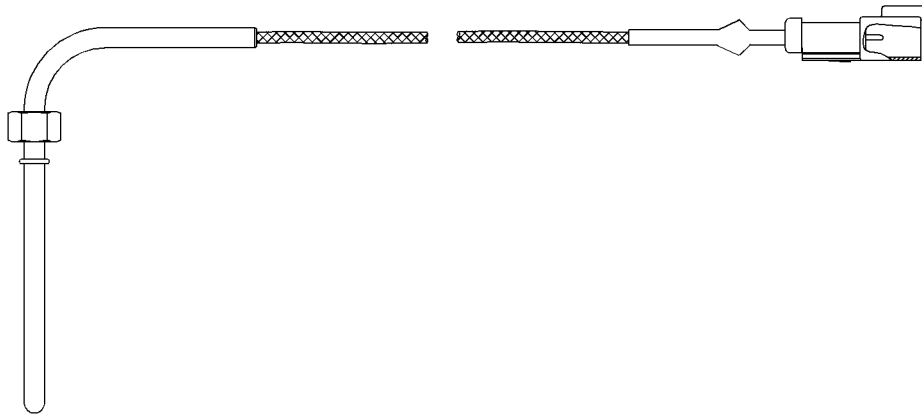
ELECTRICAL AND STARTING SYSTEM

114-1653 SENSOR GP-TEMPERATURE (CHG -03, -05 THRU -08) PART OF 119-9211 THERMOCOUPLE GP

SMCS-1906, 1919, 1921, 1922, 1928, 1929

i02506603

| NOTE | REF NO | GRAPHIC REF | PART NUMBER | QTY | PART NAME | | | | | | SEE PAGE |
|---------------------|--------|-------------|-------------|-----|-----------|---|---|---|---|-------------------|----------|
| | | | | | 1 | 2 | 3 | 4 | 5 | 6 (PRODUCT LEVEL) | |
| (NO SERVICED PARTS) | | | | | | | | | | | |



GRAPHIC #1

<END>

g01245767

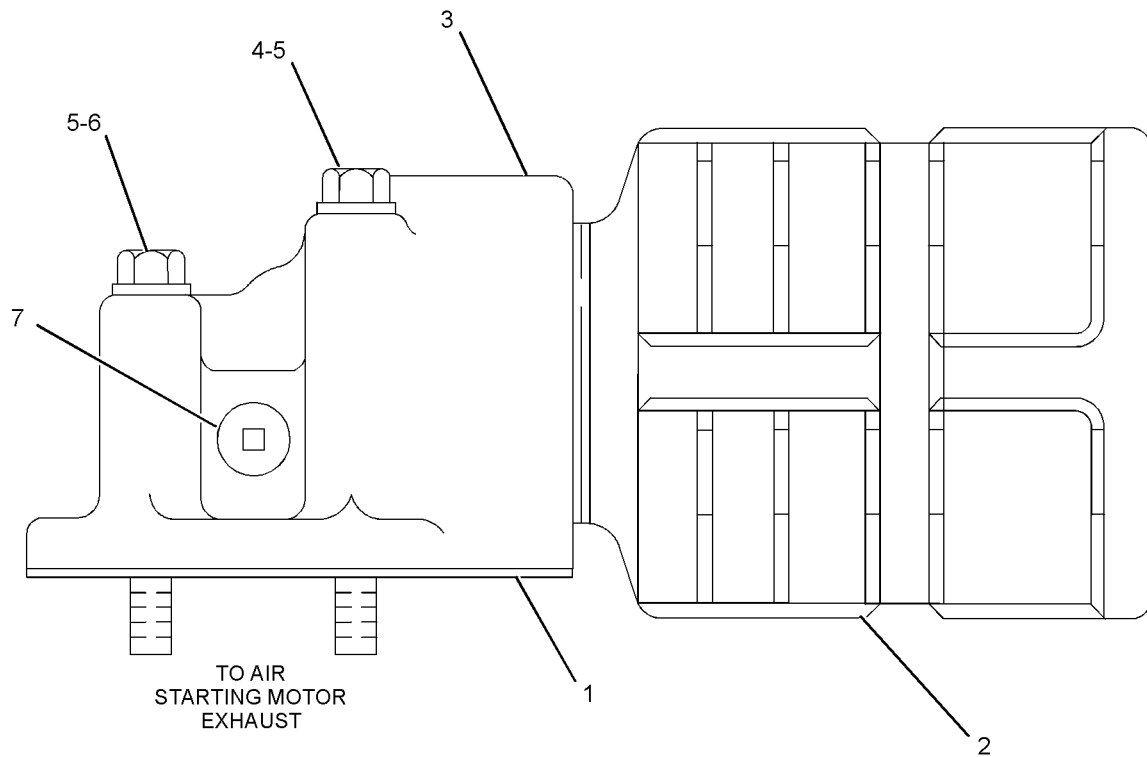
ELECTRICAL AND STARTING SYSTEM

8N-8486 SILENCER GP-AIR STARTING (CHG -00 THRU -05) FOR USE WITH AIR PRELUBRICATION

SMCS-1468

i02797308

| NOTE | REF NO | GRAPHIC REF | PART NUMBER | QTY | PART NAME | | | | | | SEE PAGE |
|------|--------|-------------|-------------|-----|----------------------------------|---|---|---|---|-------------------|----------|
| | | | | | 1 | 2 | 3 | 4 | 5 | 6 (PRODUCT LEVEL) | |
| | 1 | 1 | 8N-8452 | 1 | GASKET | | | | | | |
| | 2 | 1 | 8N-8488 | 1 | SILENCER-AIR STARTING | | | | | | |
| | 3 | 1 | 8N-8447 | 1 | ELBOW | | | | | | |
| | 4 | 1 | 1D-4569 | 2 | BOLT (1/2-13X4.25-IN) | | | | | | |
| | 5 | 1 | 5P-8245 | 4 | WASHER-HARD (13.5X25.5X3-MM THK) | | | | | | |
| | 6 | 1 | 1D-4566 | 2 | BOLT (1/2-13X3.5-IN) | | | | | | |
| | 7 | 1 | 8T-6762 | 1 | PLUG-PIPE | | | | | | |



GRAPHIC #1

<END>

g01397487

ELECTRICAL AND STARTING SYSTEM

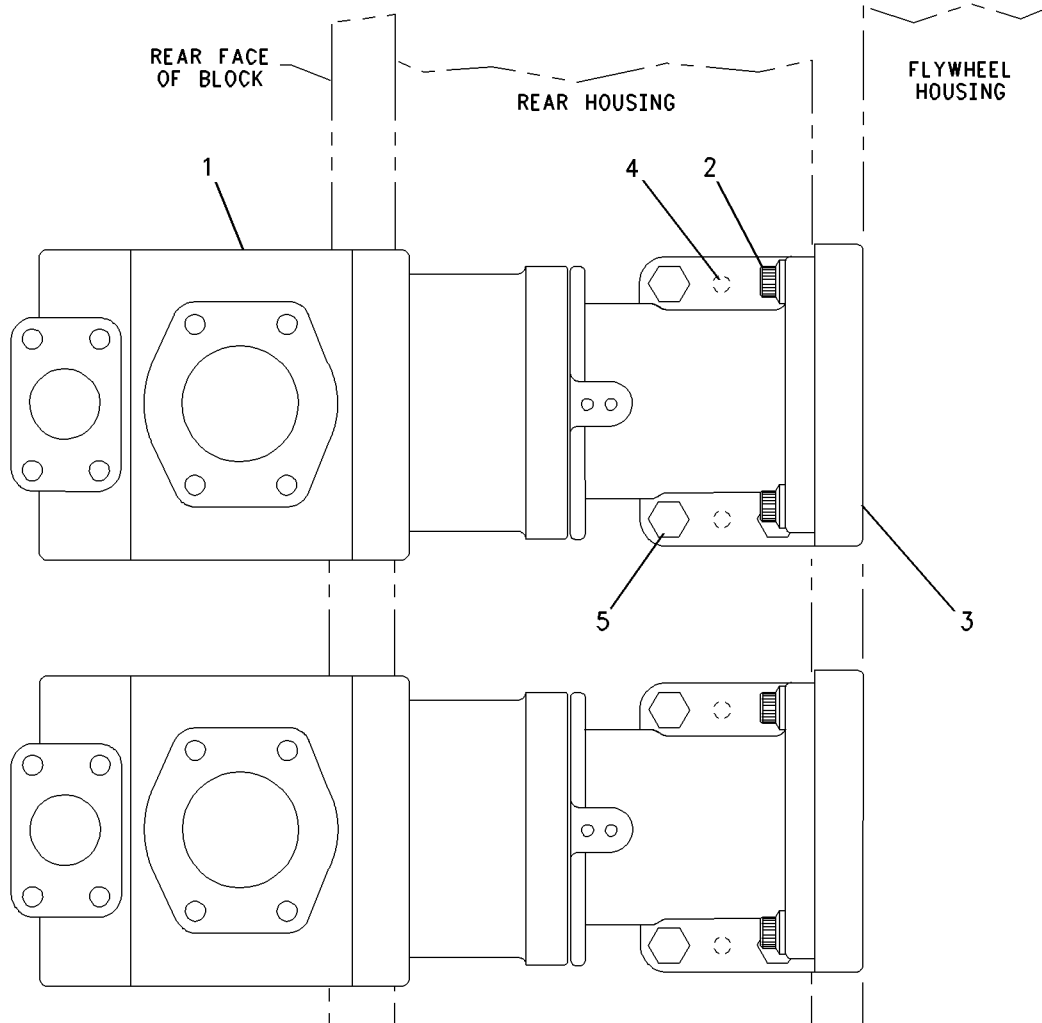
7W-0014 STARTING MOTOR GP-AIR (CHG -00 THRU -02, -02D1)

SMCS-1451

i02337572

| NOTE | REF NO | GRAPHIC REF | PART NUMBER | QTY | PART NAME | | | | | | SEE PAGE |
|------|--------|-------------|-------------|-----|-------------------------------------|---|---|---|---|-------------------|----------|
| | | | | | 1 | 2 | 3 | 4 | 5 | 6 (PRODUCT LEVEL) | |
| YR | 1 | 1 | 7W-0016 | 2 | STARTING MOTOR GP-AIR | | | | | | 214 |
| | 2 | 1 | 8S-2332 | 6 | BOLT-12 POINT HEAD (5/8-11X1.75-IN) | | | | | | |
| | 3 | 1 | 4W-6273 | 2 | SUPPORT AS-MOTOR (EACH INCLUDES) | | | | | | |
| | 4 | 1 | 6V-3538 | 2 | DOWEL | | | | | | |
| | 5 | 1 | 0S-1587 | 12 | BOLT (1/2-13X1.75-IN) | | | | | | |

R-REMFG PART MAY BE AVAILABLE
Y-SEPARATE ILLUSTRATION



GRAPHIC #1

<END>

g00768332

ELECTRICAL AND STARTING SYSTEM

7W-0016 STARTING MOTOR GP-AIR*R (CHG -00, -01) PART OF 7W-0014 STARTING MOTOR GP-AIR

SMCS-1451

i03260973

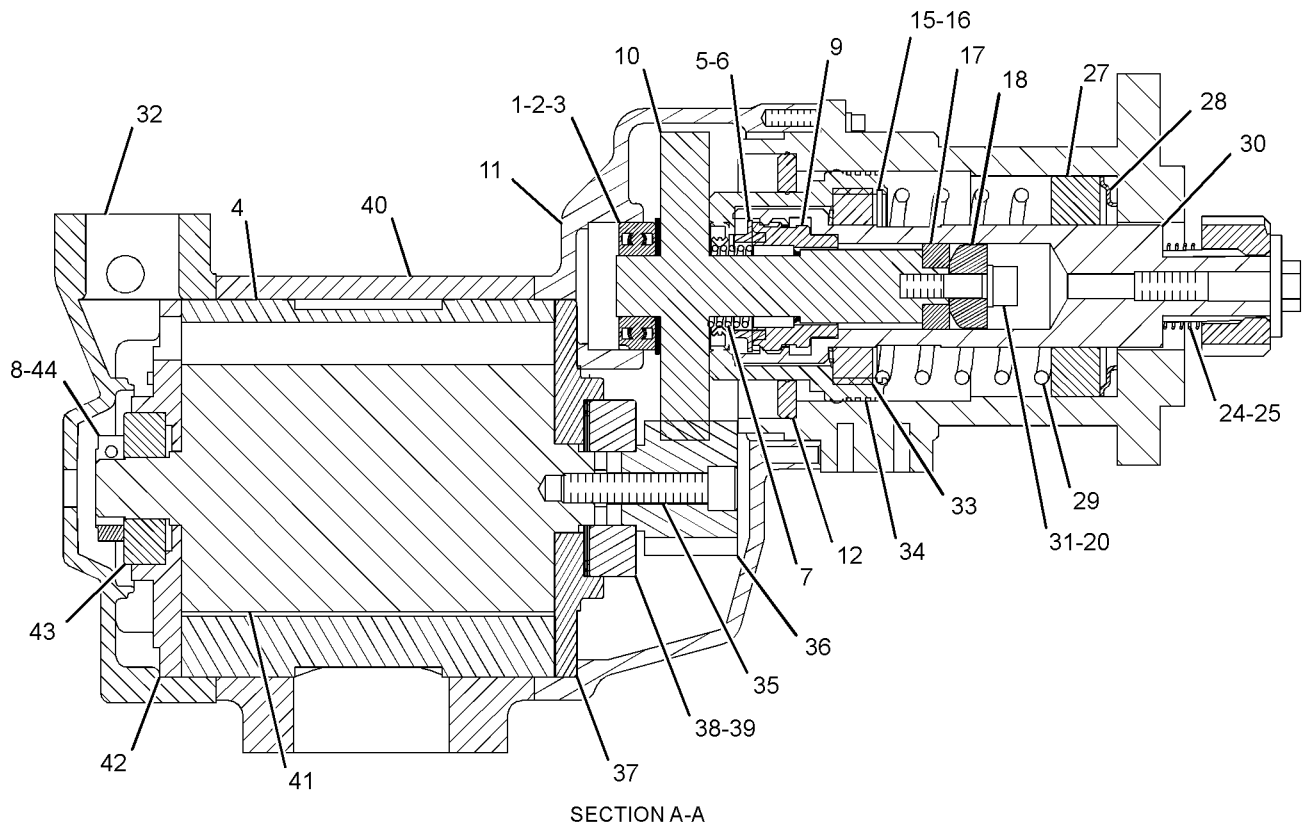
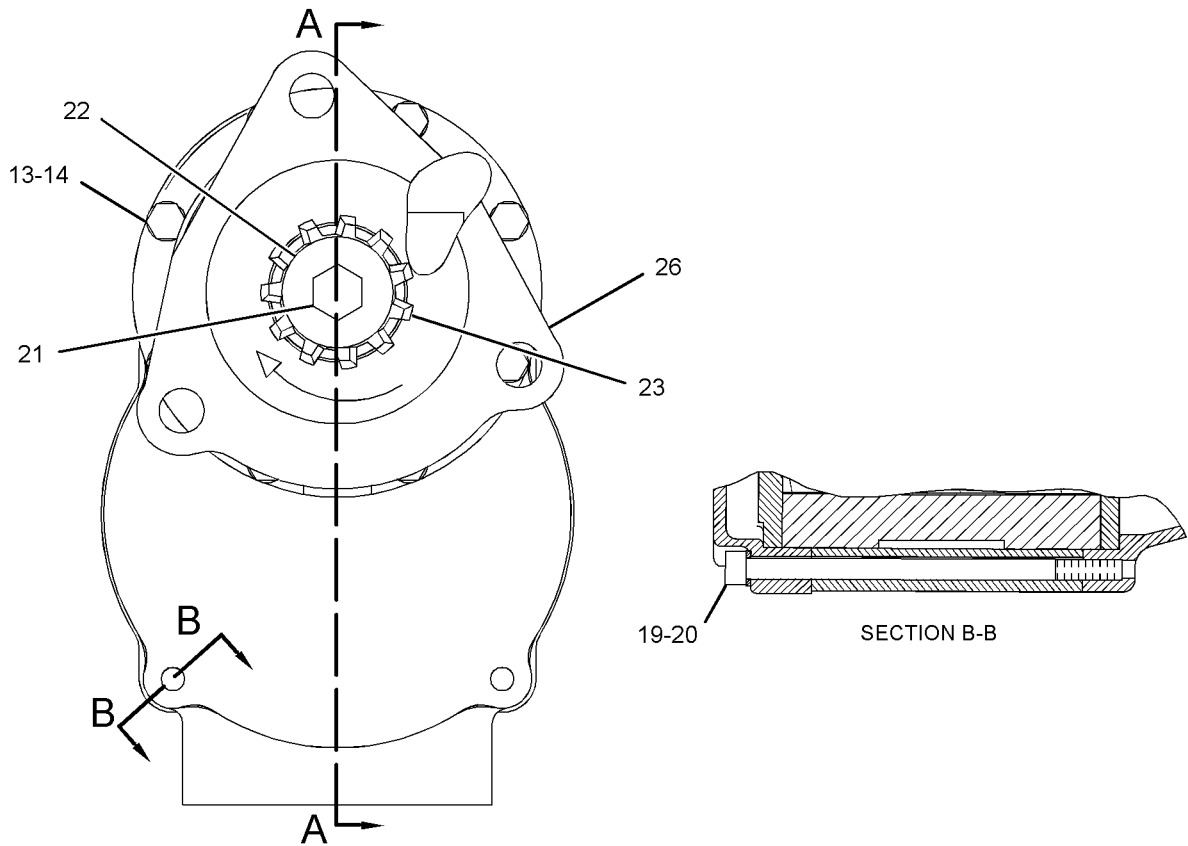
| NOTE | REF NO | GRAPHIC REF | PART NUMBER | QTY | PART NAME | | | | | | SEE PAGE |
|------|--------|-------------|-------------|-----|-------------------------------------------------------------------------------------------------------------------------------------|---|---|---|---|-------------------|----------|
| | | | | | 1 | 2 | 3 | 4 | 5 | 6 (PRODUCT LEVEL) | |
| | 1 | 1 | 6V-3916 | 1 | BALL BEARING | | | | | | |
| | 2 | 1 | 1L-8497 | 1 | RING-SNAP (EXTERNAL) | | | | | | |
| | 3 | 1 | 6J-7855 | 1 | RING-LOCK (INTERNAL) | | | | | | |
| | 4 | 1 | 5N-8383 | 1 | CYLINDER | | | | | | |
| | 5 | 1 | 5N-8375 | 1 | CUP-SPRING | | | | | | |
| | 6 | 1 | 6V-3935 | 1 | RING-RETAINING | | | | | | |
| | 7 | 1 | 5N-8381 | 1 | SPRING-CLUTCH | | | | | | |
| M | 8 | 1 | 096-4833 | 1 | BOLT-SOCKET HEAD (M5X0.8X20-MM) | | | | | | |
| | 9 | 1 | 5N-9574 | 1 | JAW AS-CLUTCH | | | | | | |
| | 10 | 1 | 2W-6084 | 1 | GEAR AS-DRIVE (38/24-TEETH) | | | | | | |
| | 11 | 1 | 5N-8387 | 1 | CASE-GEAR | | | | | | |
| | 12 | 1 | 5N-8424 | 1 | BULKHEAD | | | | | | |
| M | 13 | 1 | 6V-3940 | 8 | BOLT (M8X1.25X25-MM) | | | | | | |
| | 14 | 1 | 3B-4505 | 8 | LOCKWASHER | | | | | | |
| | 15 | 1 | 3J-7719 | 1 | RING-RETAINING (INNER) | | | | | | |
| | 16 | 1 | 6V-3971 | 1 | RING-RETAINING (OUTER) | | | | | | |
| | 17 | 1 | 7F-8671 | 1 | BALL BEARING | | | | | | |
| | 18 | 1 | 5N-8428 | 1 | WASHER-GEAR (10.1X34X15.5-MM THK) | | | | | | |
| M | 19 | 1 | 5N-8427 | 4 | BOLT-MOTOR (M10X1.5X180-MM) | | | | | | |
| | 20 | 1 | 6V-3959 | 5 | LOCKWASHER | | | | | | |
| M | 21 | 1 | 5N-8403 | 1 | SCREW-PINION (M12X1.25X70-MM) | | | | | | |
| | 22 | 1 | 5N-8425 | 1 | WASHER (12.2X41.5X4.5-MM THK) | | | | | | |
| | 23 | 1 | 7W-1650 | 1 | PINION-DRIVE (11-TEETH) | | | | | | |
| | 24 | 1 | 5N-8374 | 1 | SLEEVE-SPRING | | | | | | |
| | 25 | 1 | 5N-8380 | 1 | SPRING-PINION | | | | | | |
| | 26 | 1 | 2W-6082 | 1 | KIT-DRIVE (AIR STARTING MOTOR) (INCLUDES HOUSING, O-RING, BEARING, SEAL & VENT) | | | | | | |
| | 27 | 1 | 8B-7624 | 1 | BALL BEARING | | | | | | |
| | 28 | 1 | 5N-8379 | 1 | SEAT-SPRING | | | | | | |
| | 29 | 1 | 5N-8372 | 1 | SPRING-RETURN | | | | | | |
| | 30 | 1 | 5N-8384 | 1 | SHAFT-DRIVE | | | | | | |
| M | 31 | 1 | 6V-3938 | 1 | BOLT (M10X1.5X20-MM) | | | | | | |
| | 32 | 1 | 5N-8363 | 1 | COVER AS | | | | | | |
| | | 1 | 4D-3118 | 3 | PLUG-PIPE | | | | | | |
| | 33 | 1 | 5N-8377 | 1 | BEARING-DRIVE SHAFT | | | | | | |
| | 34 | 1 | 5N-8373 | 1 | PISTON | | | | | | |
| M | 35 | 1 | 6V-3939 | 1 | BOLT (M12X1.75X60-MM) | | | | | | |
| | 36 | 1 | 7W-1649 | 1 | PINION-ROTOR (15-TEETH) | | | | | | |
| | 37 | 1 | 5N-8365 | 1 | PLATE-FRONT END | | | | | | |
| | 38 | 1 | 6V-1394 | 1 | BALL BEARING | | | | | | |
| | 39 | 1 | 039-4317 | 2 | WASHER-SPRING | | | | | | |
| | 40 | 1 | 5N-8364 | 1 | HOUSING-MOTOR | | | | | | |
| | 41 | 1 | 7W-4154 | 1 | ROTOR | | | | | | |
| | 42 | 1 | 5N-8367 | 1 | PLATE-REAR END | | | | | | |
| | 43 | 1 | 5P-9514 | 1 | BALL BEARING | | | | | | |
| | 44 | 1 | 5N-8378 | 1 | NUT-ROTOR CLAMP (M5X0.8-THD) | | | | | | |
| | | | | | AVAILABLE REPAIR KIT(S): | | | | | | |
| | | | 5N-8390 | 1 | KIT-SEAL & VANE (AIR STARTING MOTOR) (INCLUDES END PLATE ALIGNMENT PIN, CYLINDER ALIGNMENT PIN, O-RINGS, VANE, SEALS & RETAINER) | | | | | | |

M-METRIC PART

ELECTRICAL AND STARTING SYSTEM

7W-0016 STARTING MOTOR GP-AIR (contd.)

i03260973



GRAPHIC #1

SECTION A-A

<END>

g01664354

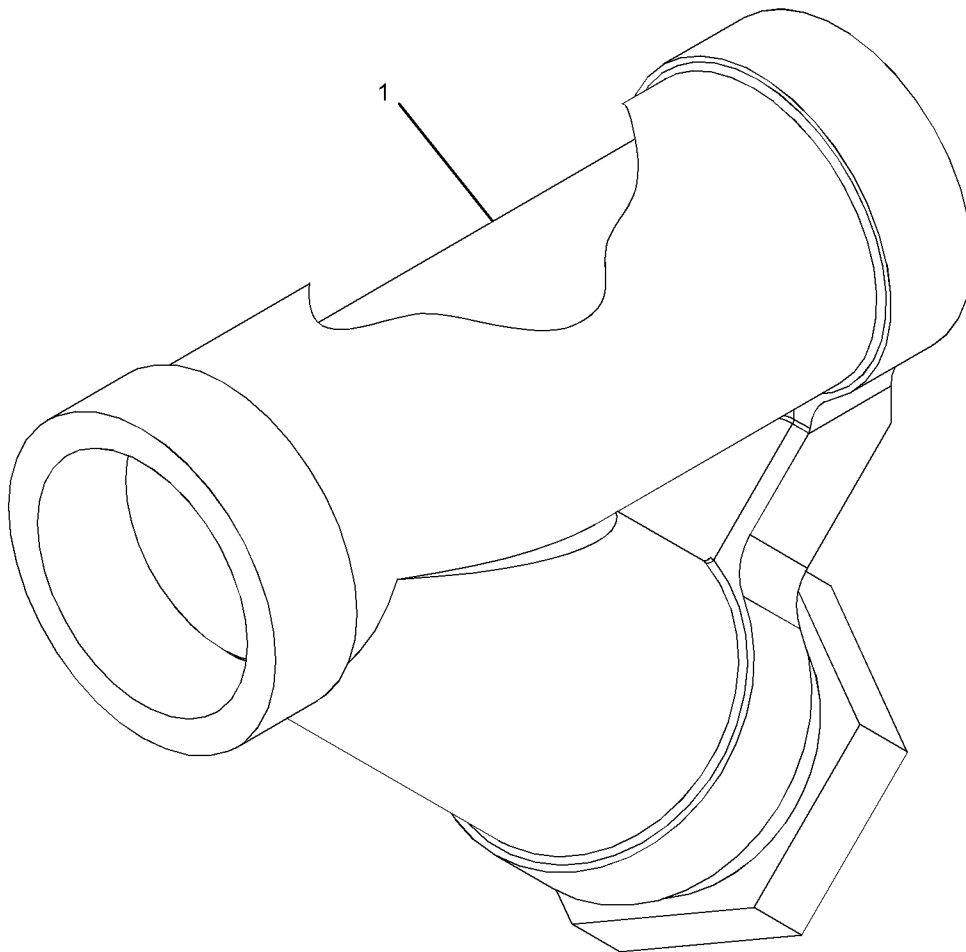
ELECTRICAL AND STARTING SYSTEM

146-5215 STRAINER GP-AIR LINES (CHG -00, -01) PART OF 2W-2977 LINES GP-AIR STARTING

SMCS-1451

i02797990

| NOTE | REF NO | GRAPHIC REF | PART NUMBER | QTY | PART NAME | | | | | | SEE PAGE |
|------|--------|-------------|-------------|-----|--------------------------------------------|---|---|---|---|-------------------|----------|
| | | | | | 1 | 2 | 3 | 4 | 5 | 6 (PRODUCT LEVEL) | |
| | 1 | 1 | 146-5216 | 1 | SCREEN-STRAINER (STARTING MOTOR AIR LINES) | | | | | | |



GRAPHIC #1

<END>

g01398706

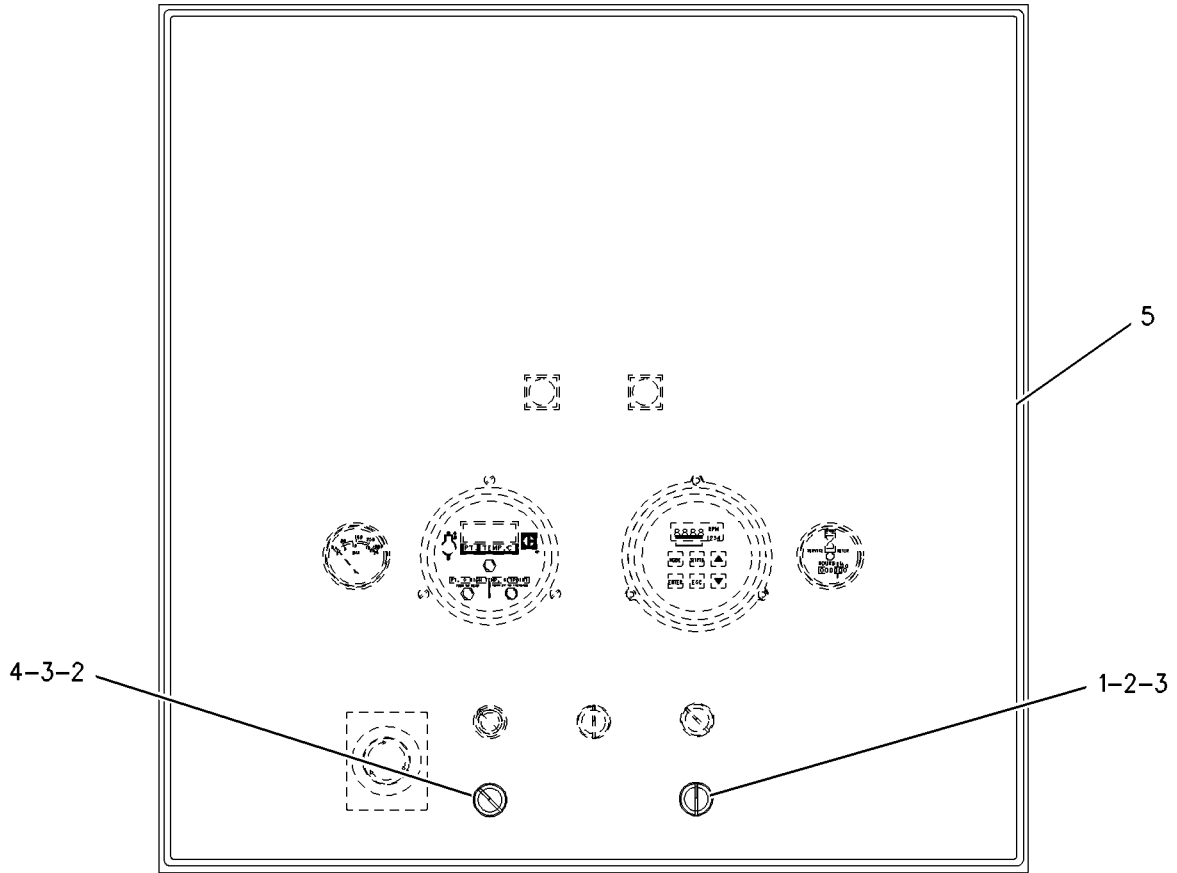
ELECTRICAL AND STARTING SYSTEM

179-8986 SWITCH GP-GOVERNOR (CHG -00 THRU -03)

SMCS-1264

i03624309

| NOTE | REF NO | GRAPHIC REF | PART NUMBER | QTY | PART NAME | | | | | | SEE PAGE |
|------|--------|-------------|-------------|-----|-------------------------------------------------------|---|---|---|---|-------------------|----------|
| | | | | | 1 | 2 | 3 | 4 | 5 | 6 (PRODUCT LEVEL) | |
| | 1 | 1 | 308-9771 | 1 | SWITCH (3-POSITION, SPRING RETURN) (SPEED CONTROL) | | | | | | |
| | 2 | 1 | 308-9775 | 2 | LATCH-MOUNTING | | | | | | |
| | 3 | 1 | 308-9776 | 7 | BLOCK-CONTACT | | | | | | |
| | 4 | 1 | 308-9770 | 1 | SWITCH (2-POSITION) (GOVERNOR MODE) | | | | | | |
| | 5 | 1 | 211-8675 | 1 | FILM-CONTROL PANEL | | | | | | |



GRAPHIC #1

<END>

g00922249

ELECTRICAL AND STARTING SYSTEM

119-9211 THERMOCOUPLE GP (CHG -00) CYLINDER PORT

SMCS-7498

i00915131

| NOTE | PART NUMBER | QTY | PART NAME | | | | | | SEE PAGE |
|-------------------------|-------------|-----|-----------------------|---|---|---|---|-------------------|----------|
| | | | 1 | 2 | 3 | 4 | 5 | 6 (PRODUCT LEVEL) | |
| Y | 114-1653 | 1 | SENSOR GP-TEMPERATURE | | | | | | 211 |
| Y-SEPARATE ILLUSTRATION | | | | | | | | | |

<END>

ELECTRICAL AND STARTING SYSTEM

183-6224 TRAY GP-CABLE (CHG -00, -00D1, -00D2, -00D3, -01)

SMCS-1408

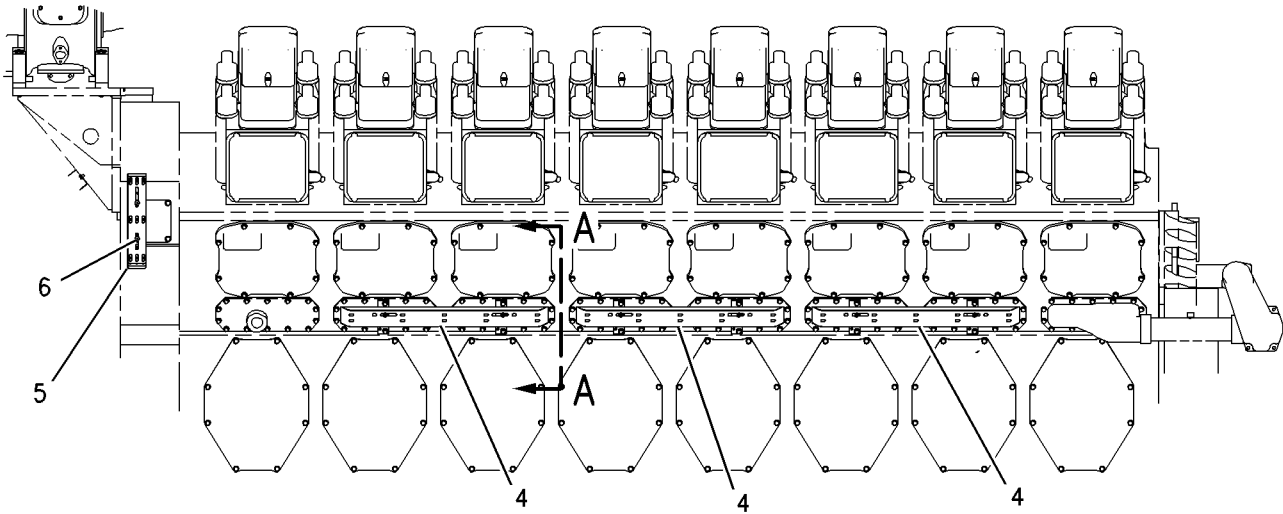
i02338317

| NOTE | REF NO | GRAPHIC REF | PART NUMBER | QTY | PART NAME | | | | | | SEE PAGE |
|------|--------|-------------|-------------|-----|------------------------------------|---|---|---|---|-------------------|----------|
| | | | | | 1 | 2 | 3 | 4 | 5 | 6 (PRODUCT LEVEL) | |
| | 1 | 1,2 | 1L-5081 | 28 | SPACER (0.41X0.75X0.56-IN THK) | | | | | | |
| | 2 | 1,2 | 130-8342 | 16 | SCREW-BUTTON HEAD (3/8-16X0.5-IN) | | | | | | |
| | 3 | 1,2 | 183-6225 | 14 | BRACKET | | | | | | |
| | 4 | 1,2 | 183-6226 | 7 | TRAY-CABLE | | | | | | |
| | 5 | 1,2 | 183-6227 | 3 | TRAY-CABLE | | | | | | |
| | 6 | 1,2 | 035-2017 | 4 | SCREW-BUTTON HEAD (3/8-16X1-IN) | | | | | | |
| | 7 | 1,2 | 0S-1571 | 28 | BOLT (3/8-16X1.75-IN) | | | | | | |
| | 8 | 1,2 | 3V-3308 | 28 | WASHER-HARD (10.2X20.5X2.5-MM THK) | | | | | | |

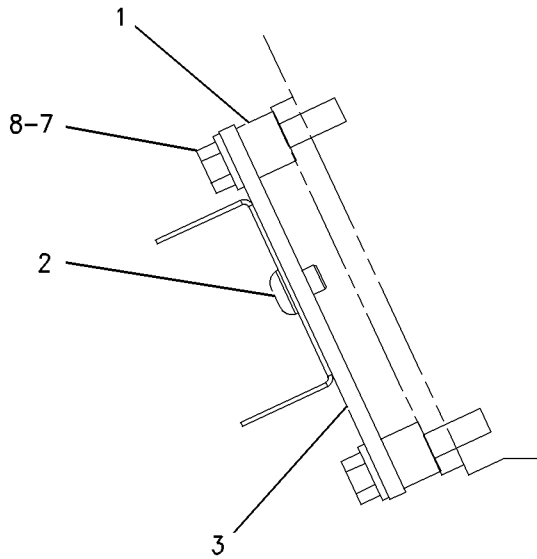
ELECTRICAL AND STARTING SYSTEM

183-6224 TRAY GP-CABLE (contd.)

i02338317



RIGHT SIDE VIEW

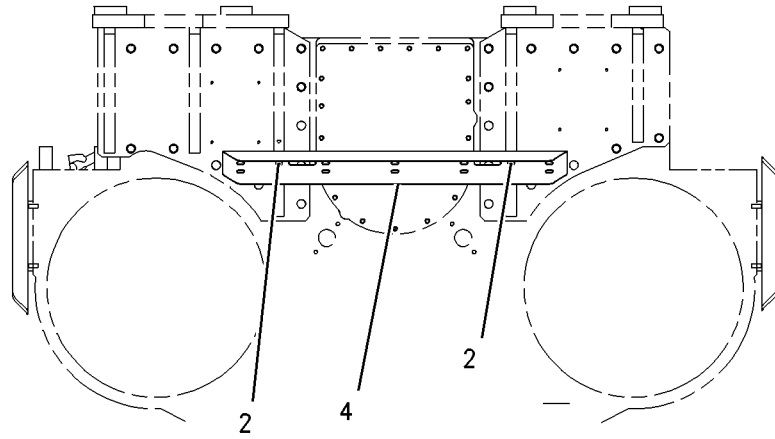


VIEW A-A

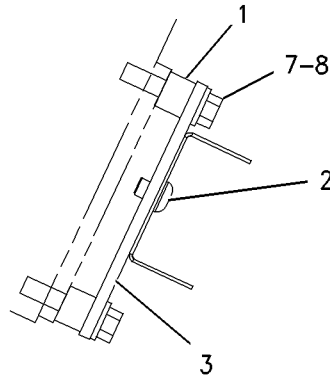
ELECTRICAL AND STARTING SYSTEM

183-6224 TRAY GP-CABLE (contd.)

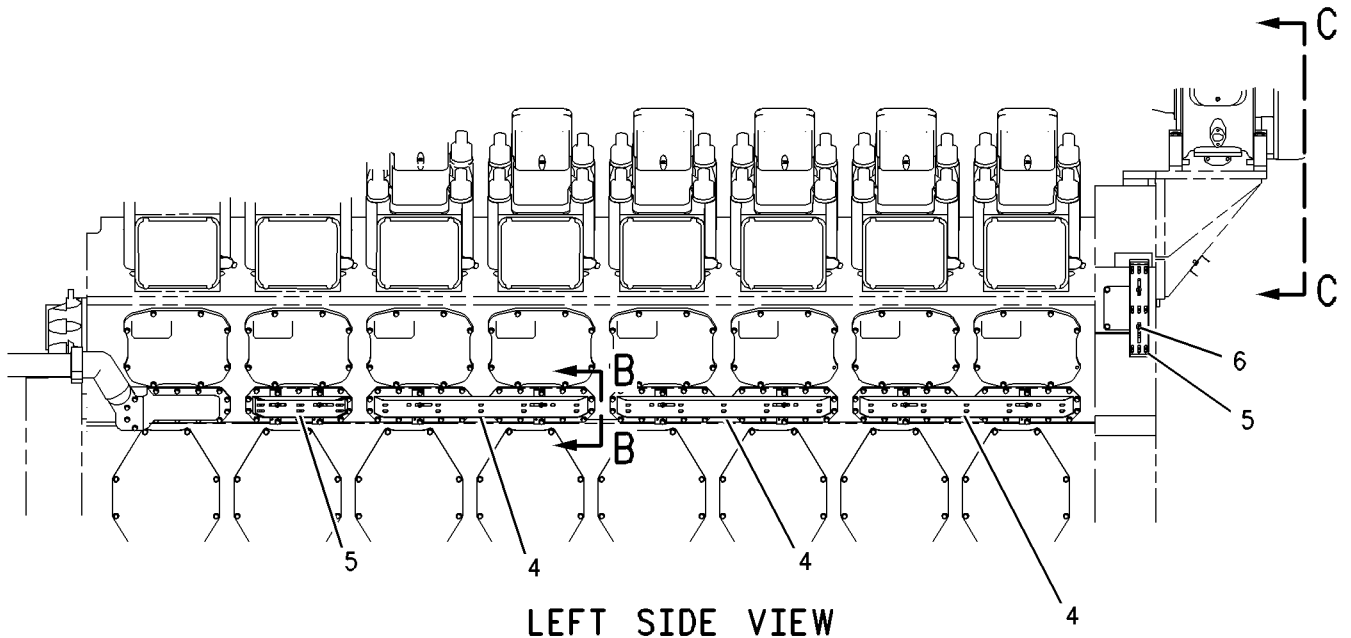
i02338317



VIEW C-C



VIEW B-B



LEFT SIDE VIEW

GRAPHIC #2

<END>

g00657791

ELECTRICAL AND STARTING SYSTEM

139-9275 WIRING GP-ENGINE

(CHG -00 THRU -04, -04D1, -04D2, -04D3, -04D4, -05, -05D1, -05D2)
FOR USE WITH EUI ENGINE

SMCS-1000, 1408

i02419639

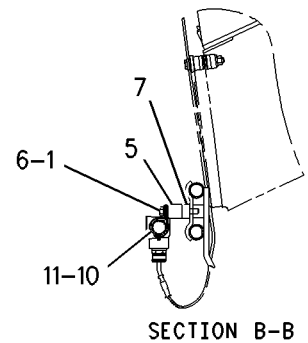
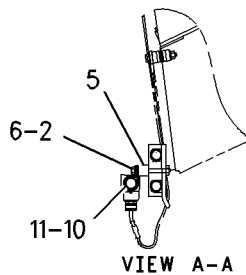
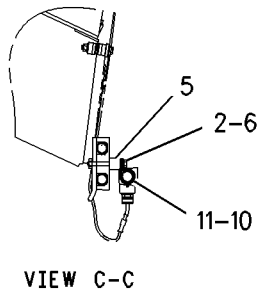
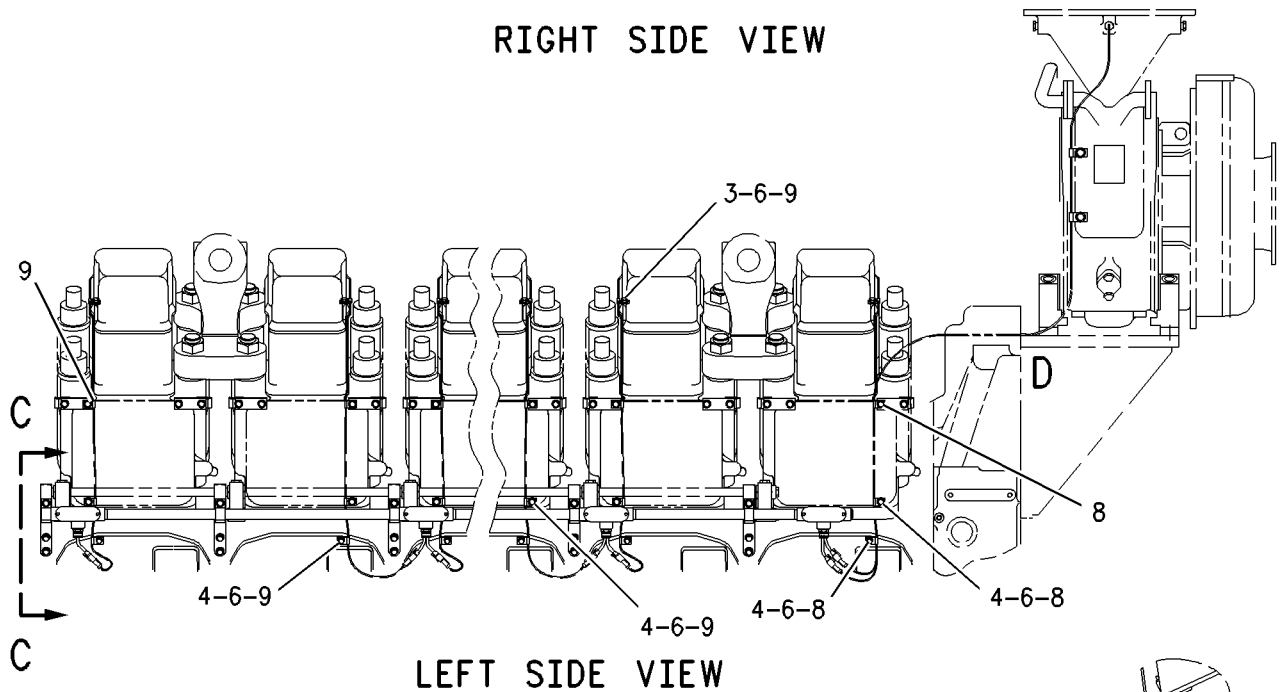
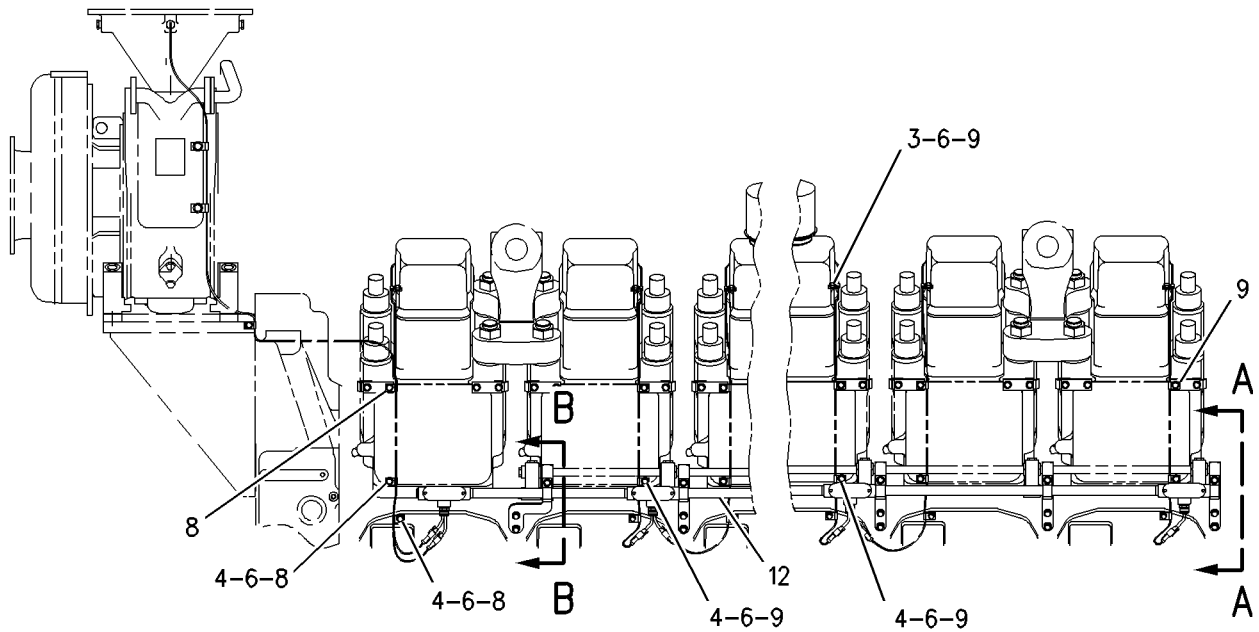
| NOTE | REF NO | GRAPHIC REF | PART NUMBER | QTY | PART NAME | | | | | | SEE PAGE |
|------|--------|-------------|-----------------|-----|------------------------------------|---|---|---|---|-------------------|----------|
| | | | | | 1 | 2 | 3 | 4 | 5 | 6 (PRODUCT LEVEL) | |
| | 1 | 1 | 0L-1143 | 1 | BOLT (3/8-16X2.5-IN) | | | | | | |
| B | 2 | 1 | 0L-1352 | 15 | BOLT (3/8-16X3.25-IN) | | | | | | |
| | 3 | 1 | 0S-1590 | 16 | BOLT (3/8-16X2-IN) | | | | | | |
| | 4 | 1 | 0S-1591 | 32 | BOLT (3/8-16X1.5-IN) | | | | | | |
| B | 5 | 1 | 1B-4971 | 16 | SPACER (0.406X1X1-IN THK) | | | | | | |
| B | 6 | 1 | 3V-3308 | 64 | WASHER-HARD (10.2X20.5X2.5-MM THK) | | | | | | |
| | 7 | 1 | 4S-5719 | 1 | SPACER (10.31X25X12.7-MM THK) | | | | | | |
| | 8 | 1 | 6K-8179 | 8 | CLIP | | | | | | |
| | 9 | 1 | 6V-2686 | 56 | CLIP | | | | | | |
| B | 10 | 1 | 8T-1895 | 16 | CLIP (SLOT) | | | | | | |
| B | 11 | 1 | 8T-1896 | 16 | CLIP (TAB) | | | | | | |
| Y | 12 | 1 | 138-7084 | 1 | HARNESS AS-SENSOR (THERMOCOUPLE) | | | | | | 198 |

B-USE AS REQUIRED
Y-SEPARATE ILLUSTRATION

ELECTRICAL AND STARTING SYSTEM

139-9275 WIRING GP-ENGINE (contd.)

i02419639



GRAPHIC #1

<END>

g00692117

OPERATOR STATION

7E-1341 LINES GP-INSTRUMENT PANEL

(CHG -00 THRU -03, -03D1, -04)

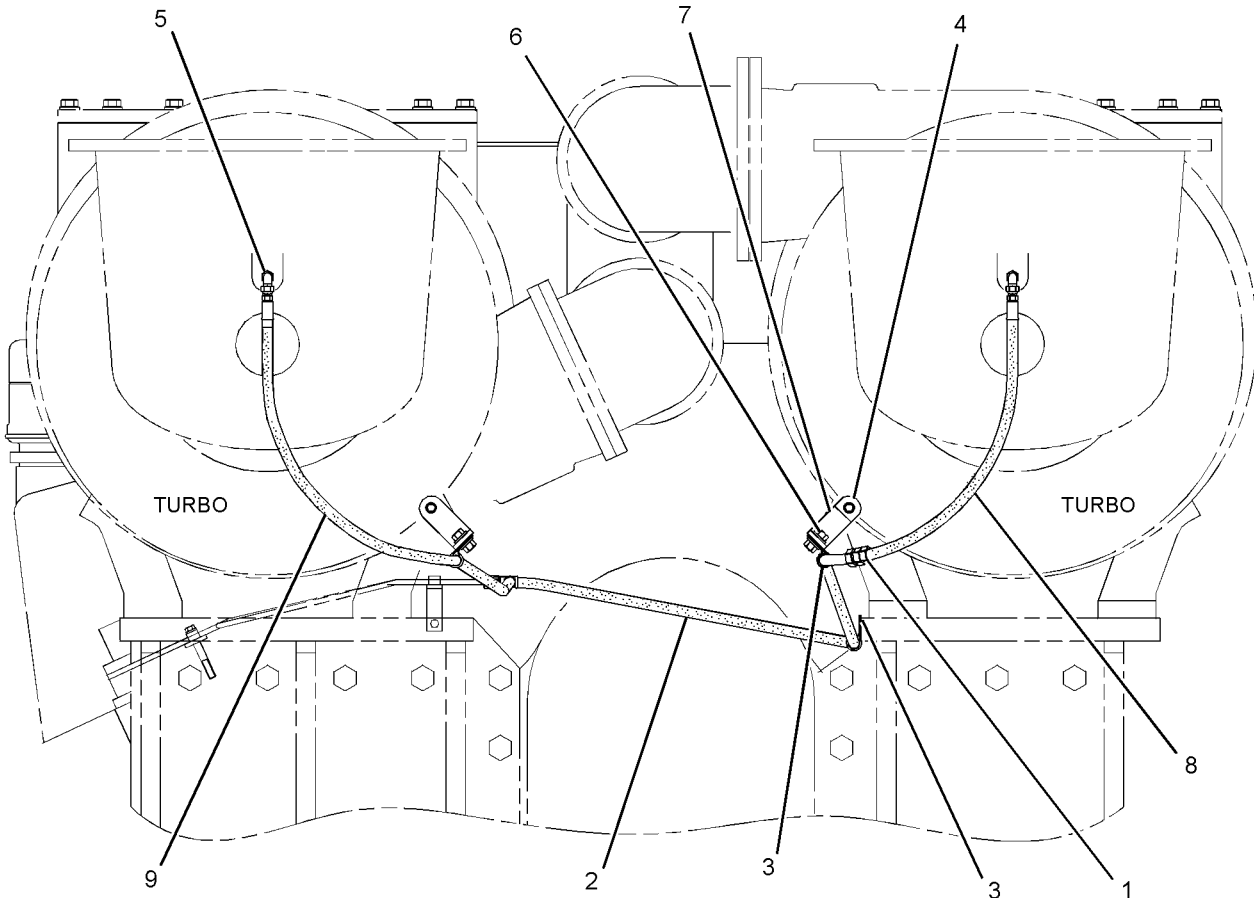
INLET RESTRICTION W/90 DEGREE ELBOW

SMCS-7451

i02835457

| NOTE | REF NO | GRAPHIC REF | PART NUMBER | QTY | PART NAME | | | | | | SEE PAGE |
|------|--------|-------------|-------------|-----|------------------------------------|---|---|---|---|-------------------|----------|
| | | | | | 1 | 2 | 3 | 4 | 5 | 6 (PRODUCT LEVEL) | |
| | 1 | 1 | 3J-7355 | 1 | UNION-FLARED | | | | | | |
| I | 2 | 1 | 7V-1073 | 1 | HOSE AS | | | | | | |
| | 3 | 1 | 6D-3479 | 3 | CLIP | | | | | | |
| M | 4 | 1 | 6V-8675 | 2 | BOLT (M12X1.75X35-MM) | | | | | | |
| F | | | 3B-4508 | 2 | LOCKWASHER | | | | | | |
| | 5 | 1 | 7K-9197 | 2 | ELBOW | | | | | | |
| F | | | 2P-1314 | 2 | CONNECTOR | | | | | | |
| F | | | 6V-5049 | 2 | SEAL-O-RING | | | | | | |
| | 6 | 1 | 0L-1351 | 2 | BOLT (3/8-16X0.875-IN) | | | | | | |
| F | | | 3V-3308 | 4 | WASHER-HARD (10.2X20.5X2.5-MM THK) | | | | | | |
| F | | | 9S-8752 | 2 | NUT-FULL (3/8-16-THD) | | | | | | |
| | 7 | 1 | 8N-6265 | 2 | BRACKET | | | | | | |
| I | 8 | 1 | 3N-7281 | 1 | HOSE AS | | | | | | |
| I | 9 | 1 | 5T-4375 | 1 | HOSE AS | | | | | | |

F-NOT SHOWN
 I-REFER TO HYDRAULIC INFORMATION SYSTEM
 M-METRIC PART



FRONT VIEW OF ENGINE

<END>

GRAPHIC #1

g01414075

OPERATOR STATION

139-8479 LINES GP-INSTRUMENT PANEL

(CHG -03, -03D1, -03D2, -03D3, -03D4, -03D5, -03D6)

SMCS-7451

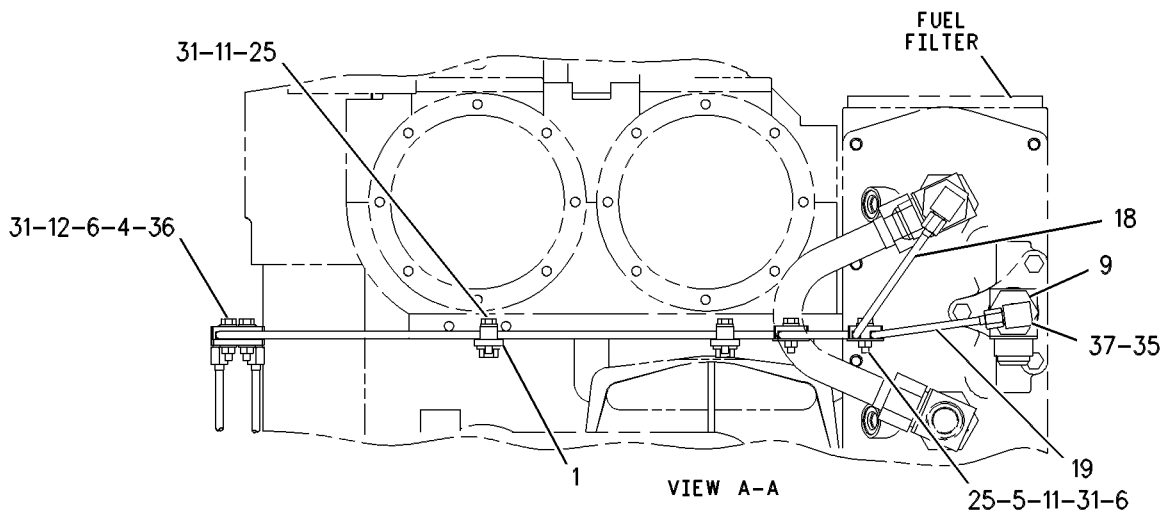
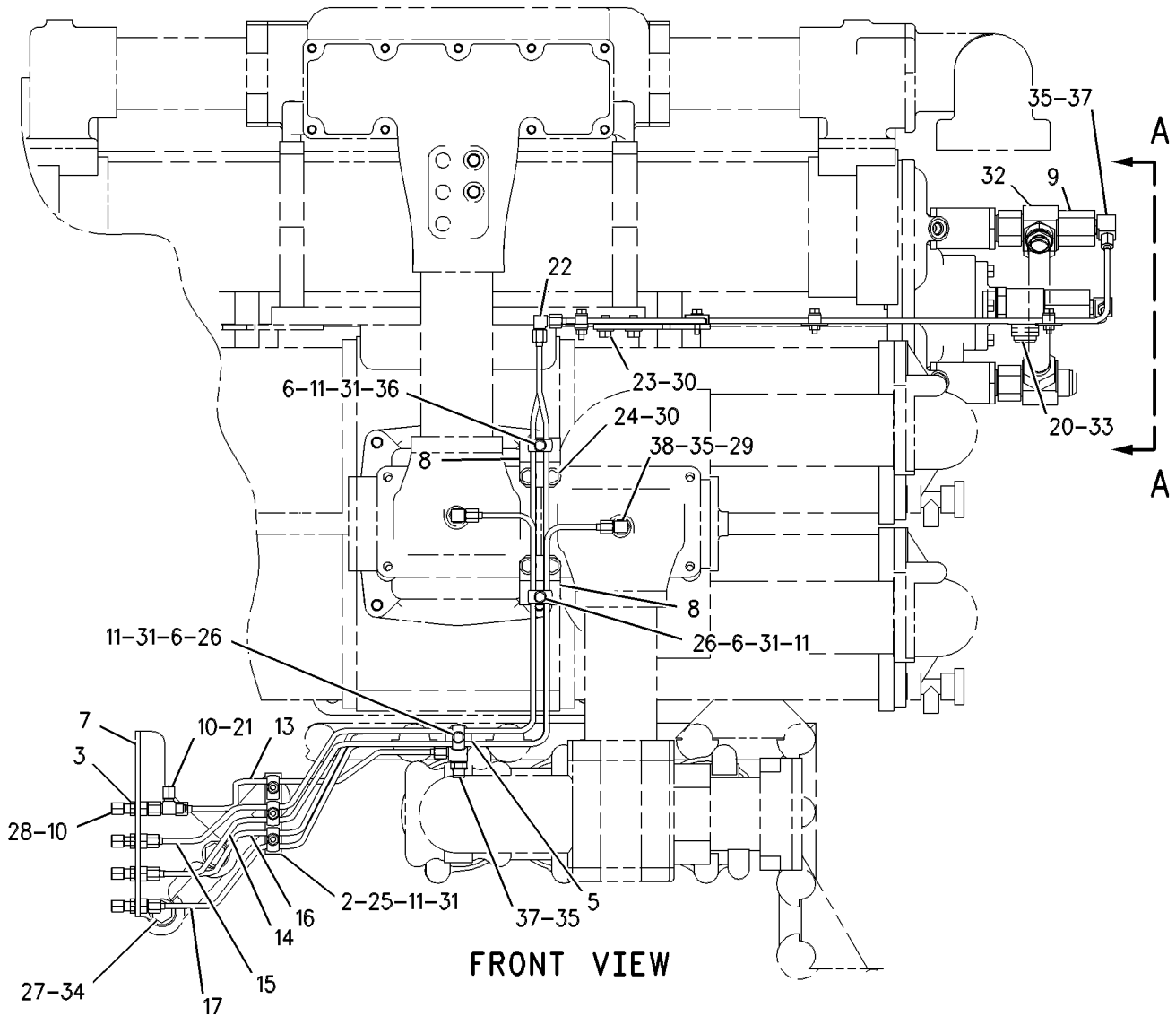
i01571314

| NOTE | REF NO | GRAPHIC REF | PART NUMBER | QTY | PART NAME | | | | | | SEE PAGE |
|------|--------|-------------|-------------|-----|------------------------------------|---|---|---|---|-------------------|----------|
| | | | | | 1 | 2 | 3 | 4 | 5 | 6 (PRODUCT LEVEL) | |
| | 1 | 1 | 2W-8399 | 2 | BRACKET | | | | | | |
| | 2 | 1 | 4W-8015 | 1 | PLATE | | | | | | |
| | 3 | 1 | 5B-3254 | 5 | NUT-JAM (7/16-20-THD) | | | | | | |
| | 4 | 1 | 5N-8071 | 1 | PLATE | | | | | | |
| | 5 | 1 | 5P-9287 | 3 | WASHER-HARD (7.2X32X2-MM THK) | | | | | | |
| | 6 | 1 | 9S-8750 | 7 | NUT-FULL (1/4-20-THD) | | | | | | |
| | 7 | 1 | 7C-2387 | 1 | BRACKET | | | | | | |
| | 8 | 1 | 7C-6897 | 2 | BRACKET | | | | | | |
| | 9 | 1 | 8C-8921 | 2 | ADAPTER-O-RING | | | | | | |
| | 10 | 1 | 9L-8493 | 6 | CAP-FLARED | | | | | | |
| | 11 | 1 | 138-8240 | 12 | CLAMP-TUBE | | | | | | |
| | 12 | 1 | 138-8241 | 1 | CLAMP-TUBE | | | | | | |
| | 13 | 1 | 145-2917 | 1 | TUBE AS | | | | | | |
| | 14 | 1 | 145-2918 | 1 | TUBE AS | | | | | | |
| | 15 | 1 | 145-2919 | 1 | TUBE AS | | | | | | |
| | 16 | 1 | 145-2920 | 1 | TUBE AS | | | | | | |
| | 17 | 1 | 145-2921 | 1 | TUBE AS | | | | | | |
| | 18 | 1 | 145-2922 | 1 | TUBE AS | | | | | | |
| | 19 | 1 | 145-2923 | 1 | TUBE AS | | | | | | |
| | 20 | 1 | 030-7960 | 1 | TEE-FLARED | | | | | | |
| | 21 | 1 | 052-0572 | 1 | TEE-SWIVEL | | | | | | |
| | 22 | 1 | 067-6495 | 2 | ELBOW-FLARED | | | | | | |
| | 23 | 1 | 0S-0509 | 4 | BOLT (3/8-16X0.75-IN) | | | | | | |
| | 24 | 1 | 0S-1588 | 4 | BOLT (3/8-16X1.25-IN) | | | | | | |
| | 25 | 1 | 0S-1616 | 7 | BOLT (1/4-20X1-IN) | | | | | | |
| | 26 | 1 | 1B-2713 | 2 | BOLT (1/4-20X1.75-IN) | | | | | | |
| | 27 | 1 | 1D-4588 | 2 | BOLT (5/8-11X4.25-IN) | | | | | | |
| | 28 | 1 | 2P-1276 | 5 | UNION-FLARED | | | | | | |
| | 29 | 1 | 2P-1314 | 2 | CONNECTOR | | | | | | |
| | 30 | 1 | 3V-3308 | 8 | WASHER-HARD (10.2X20.5X2.5-MM THK) | | | | | | |
| | 31 | 1 | 5P-0537 | 16 | WASHER-HARD (7.2X14.5X2-MM THK) | | | | | | |
| | 32 | 1 | 5P-2242 | 1 | TEE-SWIVEL | | | | | | |
| | 33 | 1 | 5P-7701 | 1 | SEAL-O-RING | | | | | | |
| | 34 | 1 | 5P-8247 | 2 | WASHER-HARD (17X32X3.5-MM THK) | | | | | | |
| | 35 | 1 | 6V-5049 | 5 | SEAL-O-RING | | | | | | |
| | 36 | 1 | 7B-2742 | 3 | BOLT (1/4-20X1.25-IN) | | | | | | |
| | 37 | 1 | 7J-4026 | 3 | ELBOW | | | | | | |
| | 38 | 1 | 7K-9197 | 2 | ELBOW | | | | | | |

OPERATOR STATION

139-8479 LINES GP-INSTRUMENT PANEL (contd.)

i01571314



GRAPHIC #1

<END>

g00498429

OPERATOR STATION

159-9606 LINES GP-INSTRUMENT PANEL

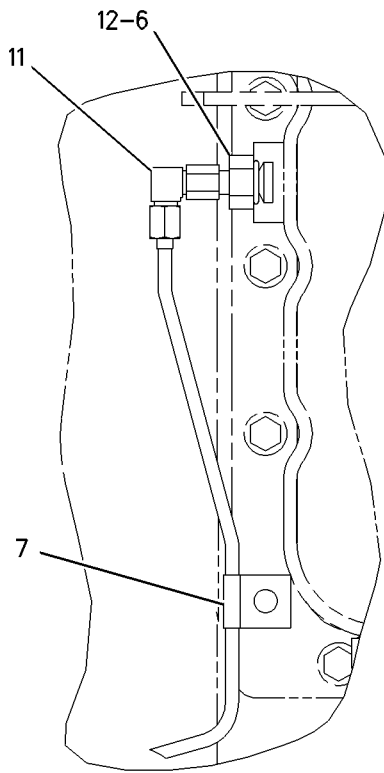
(CHG -00, -01, -01D1, -01D2, -01D3, -01D4, -02)

INTAKE MANIFOLD. RH

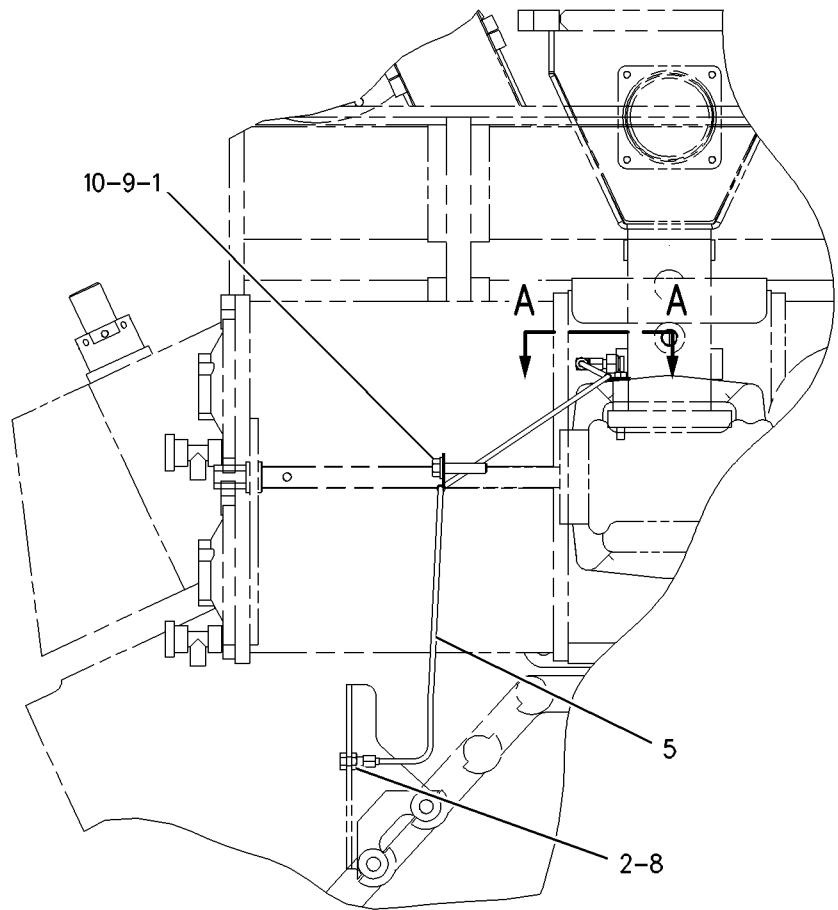
SMCS-7451

i01616683

| NOTE | REF NO | GRAPHIC REF | PART NUMBER | QTY | PART NAME | | | | | | SEE PAGE |
|------|--------|-------------|-----------------|-----|----------------------------------|---|---|---|---|-------------------|----------|
| | | | | | 1 | 2 | 3 | 4 | 5 | 6 (PRODUCT LEVEL) | |
| | 1 | 1 | 2B-0947 | 1 | BOLT (1/2-13X2.25-IN) | | | | | | |
| | 2 | 1 | 5B-3254 | 1 | NUT-JAM (7/16-20-THD) | | | | | | |
| | 5 | 1 | 159-9603 | 1 | TUBE AS | | | | | | |
| | 6 | 1 | 030-8193 | 1 | CONNECTOR | | | | | | |
| | 7 | 1 | 2B-2404 | 1 | CLIP | | | | | | |
| | 8 | 1 | 2P-1276 | 1 | UNION-FLARED | | | | | | |
| | 9 | 1 | 4D-8948 | 1 | CLIP | | | | | | |
| | 10 | 1 | 5P-8245 | 1 | WASHER-HARD (13.5X25.5X3-MM THK) | | | | | | |
| | 11 | 1 | 7K-9197 | 1 | ELBOW | | | | | | |
| | 12 | 1 | 8L-2786 | 1 | SEAL-O-RING | | | | | | |



VIEW A-A



FRONT VIEW

GRAPHIC #1

<END>

g00861574

OPERATOR STATION

183-4578 LINES GP-INSTRUMENT PANEL (CHG -00, -00D1) AIR RESTRICTION LH

SMCS-7451

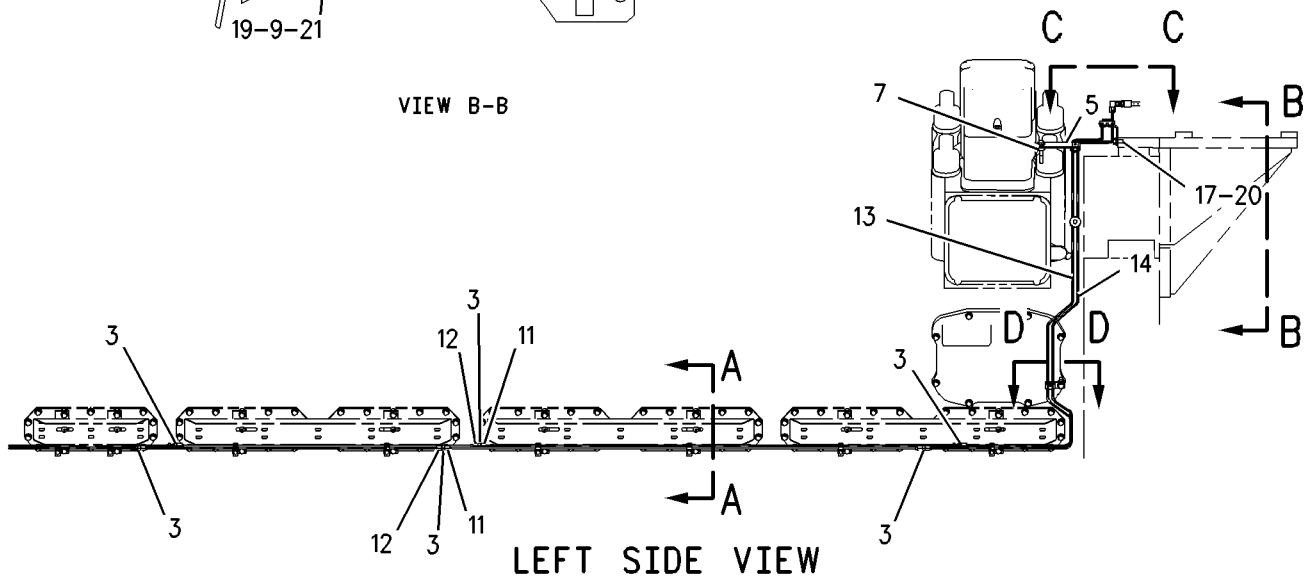
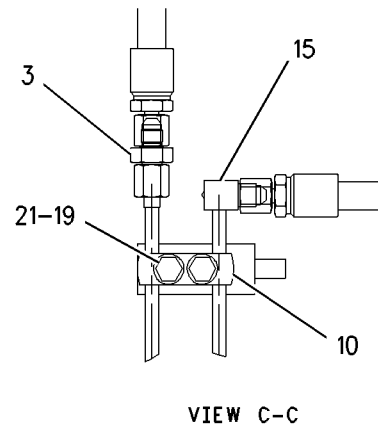
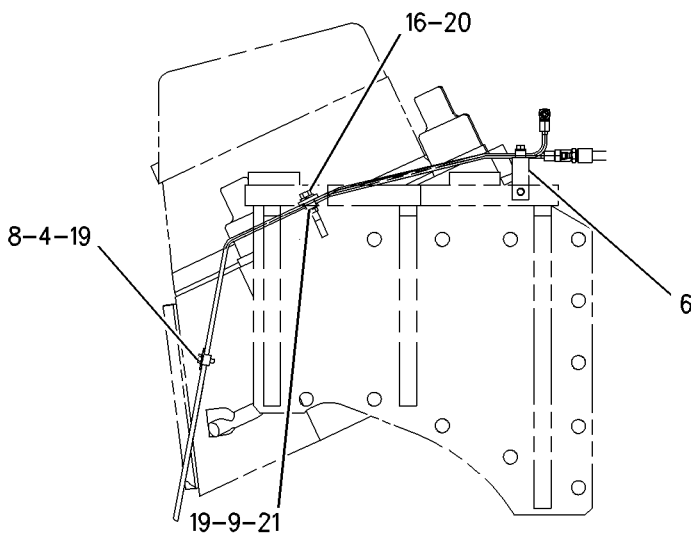
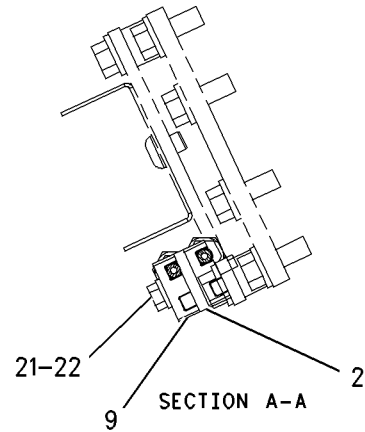
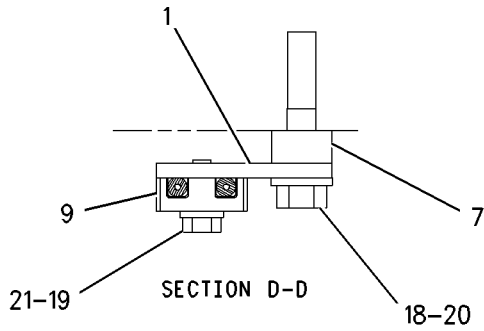
i01672943

| NOTE | REF NO | GRAPHIC REF | PART NUMBER | QTY | PART NAME | | | | | | SEE PAGE |
|------|--------|-------------|-------------|-----|------------------------------------|---|---|---|---|-------------------|----------|
| | | | | | 1 | 2 | 3 | 4 | 5 | 6 (PRODUCT LEVEL) | |
| | 1 | 1 | 2W-4285 | 1 | BRACKET | | | | | | |
| | 2 | 1 | 2W-4379 | 6 | PLATE | | | | | | |
| | 3 | 1 | 3J-7355 | 7 | UNION-FLARED | | | | | | |
| | 4 | 1 | 5P-9287 | 1 | WASHER-HARD (7.2X32X2-MM THK) | | | | | | |
| | 5 | 1 | 7C-1475 | 1 | BRACKET | | | | | | |
| | 6 | 1 | 7E-1342 | 1 | BRACKET | | | | | | |
| | 7 | 1 | 7W-6333 | 2 | SPACER (10.5X20X10.7-MM THK) | | | | | | |
| | 8 | 1 | 138-8239 | 1 | CLAMP-TUBE | | | | | | |
| | 9 | 1 | 138-8240 | 14 | CLAMP-TUBE | | | | | | |
| | 10 | 1 | 138-8241 | 1 | CLAMP-TUBE | | | | | | |
| | 11 | 1 | 139-9435 | 2 | TUBE AS | | | | | | |
| | 12 | 1 | 154-6076 | 2 | TUBE AS | | | | | | |
| | 13 | 1 | 183-4582 | 1 | TUBE AS | | | | | | |
| | 14 | 1 | 183-4583 | 1 | TUBE AS | | | | | | |
| | 15 | 1 | 067-6495 | 1 | ELBOW-FLARED | | | | | | |
| | 16 | 1 | 0L-1143 | 1 | BOLT (3/8-16X2.5-IN) | | | | | | |
| | 17 | 1 | 0L-1351 | 1 | BOLT (3/8-16X0.875-IN) | | | | | | |
| | 18 | 1 | 0S-1590 | 1 | BOLT (3/8-16X2-IN) | | | | | | |
| | 19 | 1 | 0S-1615 | 5 | BOLT (1/4-20X0.75-IN) | | | | | | |
| | 20 | 1 | 3V-3308 | 3 | WASHER-HARD (10.2X20.5X2.5-MM THK) | | | | | | |
| | 21 | 1 | 5P-0537 | 10 | WASHER-HARD (7.2X14.5X2-MM THK) | | | | | | |
| | 22 | 1 | 9F-7022 | 6 | BOLT (1/4-20X1.5-IN) | | | | | | |

OPERATOR STATION

183-4578 LINES GP-INSTRUMENT PANEL (contd.)

i01672943



GRAPHIC #1

<END>

g00658377

OPERATOR STATION

183-9634 LINES GP-INSTRUMENT PANEL

(CHG -00, -00D1, -00D2, -00D3, -00D4, -00D5, -01)

AIR RESTRICTION. RH

SMCS-7451

i03188382

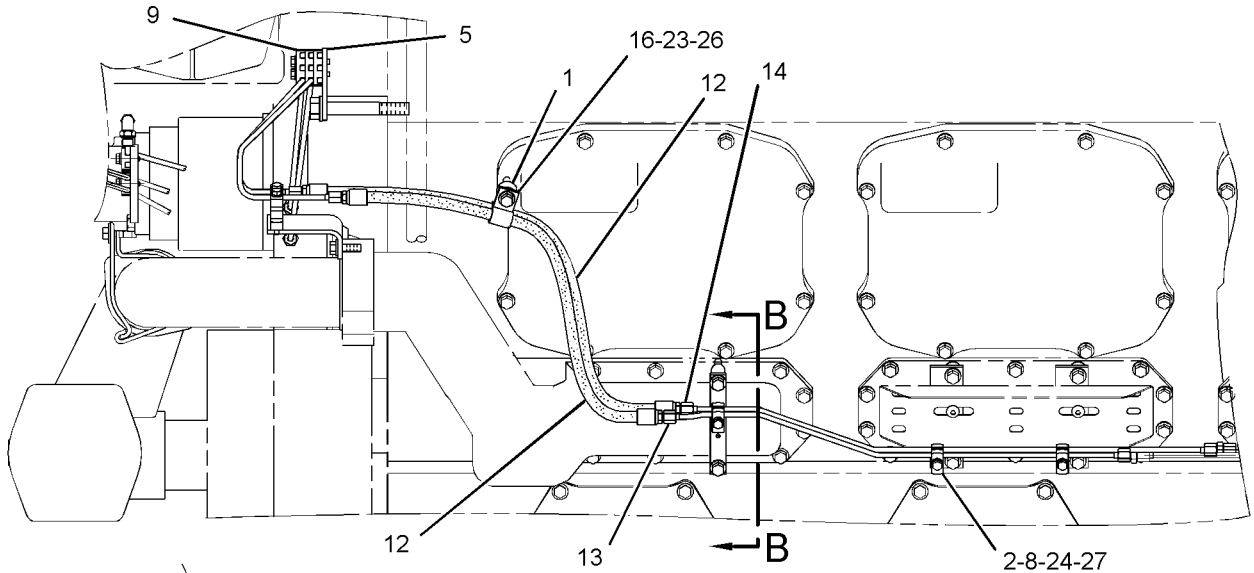
| NOTE | REF NO | GRAPHIC REF | PART NUMBER | QTY | PART NAME | | | | | | SEE PAGE |
|------|--------|-------------|-------------|-----|------------------------------------|---|---|---|---|-------------------|----------|
| | | | | | 1 | 2 | 3 | 4 | 5 | 6 (PRODUCT LEVEL) | |
| | 1 | 1 | 1M-7643 | 1 | SPACER (10.5X25.4X18.21-MM THK) | | | | | | |
| | 2 | 1 | 2W-4379 | 3 | PLATE | | | | | | |
| | 3 | 1 | 5B-3254 | 2 | NUT-JAM (7/16-20-THD) | | | | | | |
| | 4 | 1 | 5N-8071 | 2 | PLATE | | | | | | |
| | 5 | 1 | 7C-2388 | 3 | BRACKET | | | | | | |
| | 6 | 1 | 7C-2389 | 1 | BRACKET | | | | | | |
| | 7 | 1 | 7W-2099 | 1 | BRACKET | | | | | | |
| | 8 | 1 | 138-8240 | 6 | CLAMP-TUBE | | | | | | |
| | 9 | 1 | 138-8241 | 12 | CLAMP-TUBE | | | | | | |
| | 10 | 1 | 140-6420 | 1 | TUBE AS | | | | | | |
| | 11 | 1 | 140-6421 | 1 | TUBE AS | | | | | | |
| I | 12 | 1 | 140-6425 | 2 | HOSE AS | | | | | | |
| | 13 | 1 | 183-9638 | 1 | TUBE AS | | | | | | |
| | 14 | 1 | 183-9639 | 1 | TUBE AS | | | | | | |
| | 15 | 1 | 0L-1143 | 2 | BOLT (3/8-16X2.5-IN) | | | | | | |
| | 16 | 1 | 0L-2070 | 1 | BOLT (3/8-16X2.25-IN) | | | | | | |
| | 17 | 1 | 0S-1588 | 1 | BOLT (3/8-16X1.25-IN) | | | | | | |
| | 18 | 1 | 1B-2713 | 6 | BOLT (1/4-20X1.75-IN) | | | | | | |
| | 19 | 1 | 1D-4533 | 2 | BOLT (1/4-20X2.25-IN) | | | | | | |
| | 20 | 1 | 1A-8651 | 3 | BOLT (5/8-11X4.5-IN) | | | | | | |
| | 21 | 1 | 2P-1276 | 2 | UNION-FLARED | | | | | | |
| | 22 | 1 | 3V-0409 | 2 | SPACER (0.423X0.675X1.25-IN THK) | | | | | | |
| | 23 | 1 | 3V-3308 | 4 | WASHER-HARD (10.2X20.5X2.5-MM THK) | | | | | | |
| | 24 | 1 | 5P-0537 | 11 | WASHER-HARD (7.2X14.5X2-MM THK) | | | | | | |
| | 25 | 1 | 5P-8247 | 3 | WASHER-HARD (17X32X3.5-MM THK) | | | | | | |
| | 26 | 1 | 6D-3479 | 2 | CLIP | | | | | | |
| | 27 | 1 | 9F-7022 | 3 | BOLT (1/4-20X1.5-IN) | | | | | | |

I-REFER TO HYDRAULIC INFORMATION SYSTEM

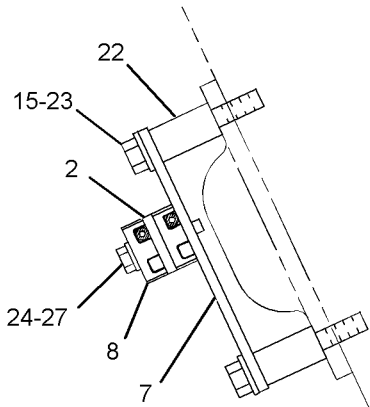
OPERATOR STATION

183-9634 LINES GP-INSTRUMENT PANEL (contd.)

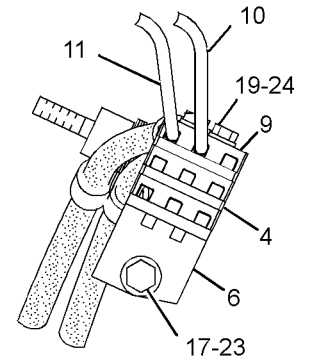
i03188382



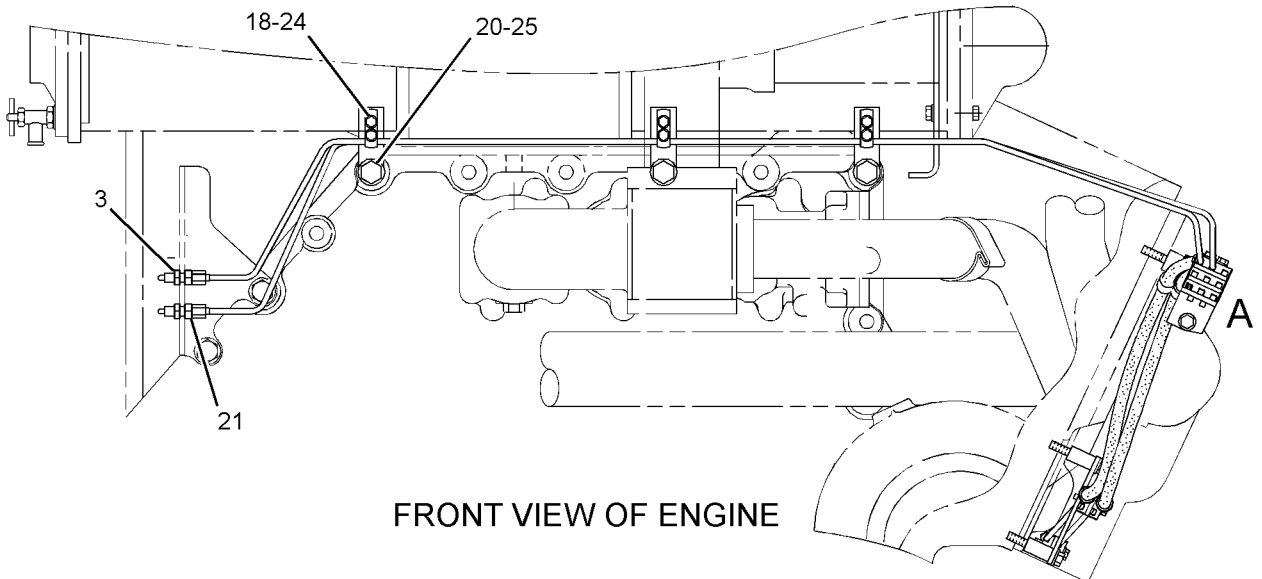
LEFT SIDE VIEW OF ENGINE



SECTION B-B



VIEW OF AREA A



FRONT VIEW OF ENGINE

GRAPHIC #1

<END>

g01627051

OPERATOR STATION

184-4673 LINES GP-INSTRUMENT PANEL

(CHG -00, -00D1, -00D2, -00D3, -00D4, -00D5, -00D6)

CRANKCASE PRESSURE. RH

SMCS-7451

i01571375

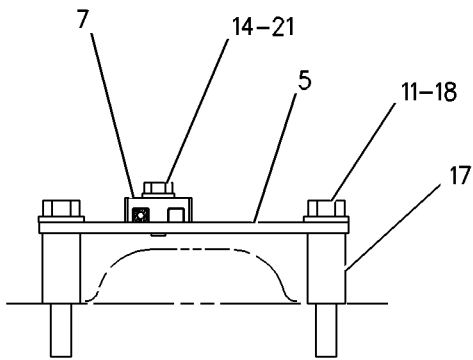
| NOTE | REF NO | GRAPHIC REF | PART NUMBER | QTY | PART NAME | | | | | | SEE PAGE |
|------|--------|-------------|-----------------|-----|------------------------------------|---|---|---|---|-------------------|----------|
| | | | | | 1 | 2 | 3 | 4 | 5 | 6 (PRODUCT LEVEL) | |
| | 1 | 1 | 3S-2093 | 2 | STRAP-CABLE | | | | | | |
| | 2 | 1 | 5B-3254 | 1 | NUT-JAM (7/16-20-THD) | | | | | | |
| I | 4 | 1 | 6S-2274 | 1 | HOSE AS | | | | | | |
| | 5 | 1 | 7W-2099 | 1 | BRACKET | | | | | | |
| | 7 | 1 | 138-8240 | 2 | CLAMP-TUBE | | | | | | |
| I | 8 | 1 | 140-1392 | 1 | HOSE AS | | | | | | |
| | 9 | 1 | 184-4674 | 1 | TUBE AS | | | | | | |
| | 10 | 1 | 067-6495 | 1 | ELBOW-FLARED | | | | | | |
| | 11 | 1 | 0L-1143 | 2 | BOLT (3/8-16X2.5-IN) | | | | | | |
| | 12 | 1 | 0S-1585 | 1 | BOLT (1/2-13X1.5-IN) | | | | | | |
| | 13 | 1 | 0S-1588 | 1 | BOLT (3/8-16X1.25-IN) | | | | | | |
| | 14 | 1 | 0S-1615 | 2 | BOLT (1/4-20X0.75-IN) | | | | | | |
| | 15 | 1 | 2P-1276 | 1 | UNION-FLARED | | | | | | |
| | 16 | 1 | 3J-7352 | 1 | CONNECTOR | | | | | | |
| | 17 | 1 | 3V-0409 | 2 | SPACER (0.423X0.675X1.25-IN THK) | | | | | | |
| | 18 | 1 | 3V-3308 | 3 | WASHER-HARD (10.2X20.5X2.5-MM THK) | | | | | | |
| | 19 | 1 | 4P-7429 | 1 | CLIP | | | | | | |
| | 20 | 1 | 4P-8134 | 1 | CLIP | | | | | | |
| | 21 | 1 | 5P-0537 | 2 | WASHER-HARD (7.2X14.5X2-MM THK) | | | | | | |
| | 22 | 1 | 5P-8245 | 1 | WASHER-HARD (13.5X25.5X3-MM THK) | | | | | | |
| | 23 | 1 | 6V-5048 | 1 | SEAL-O-RING | | | | | | |
| | 24 | 1 | 7K-9197 | 1 | ELBOW | | | | | | |

I-REFER TO HYDRAULIC INFORMATION SYSTEM

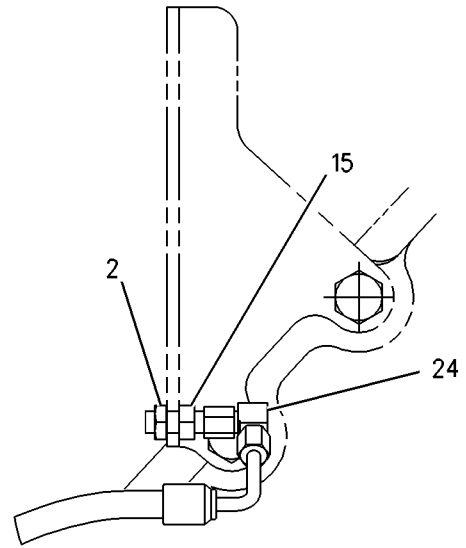
OPERATOR STATION

184-4673 LINES GP-INSTRUMENT PANEL (contd.)

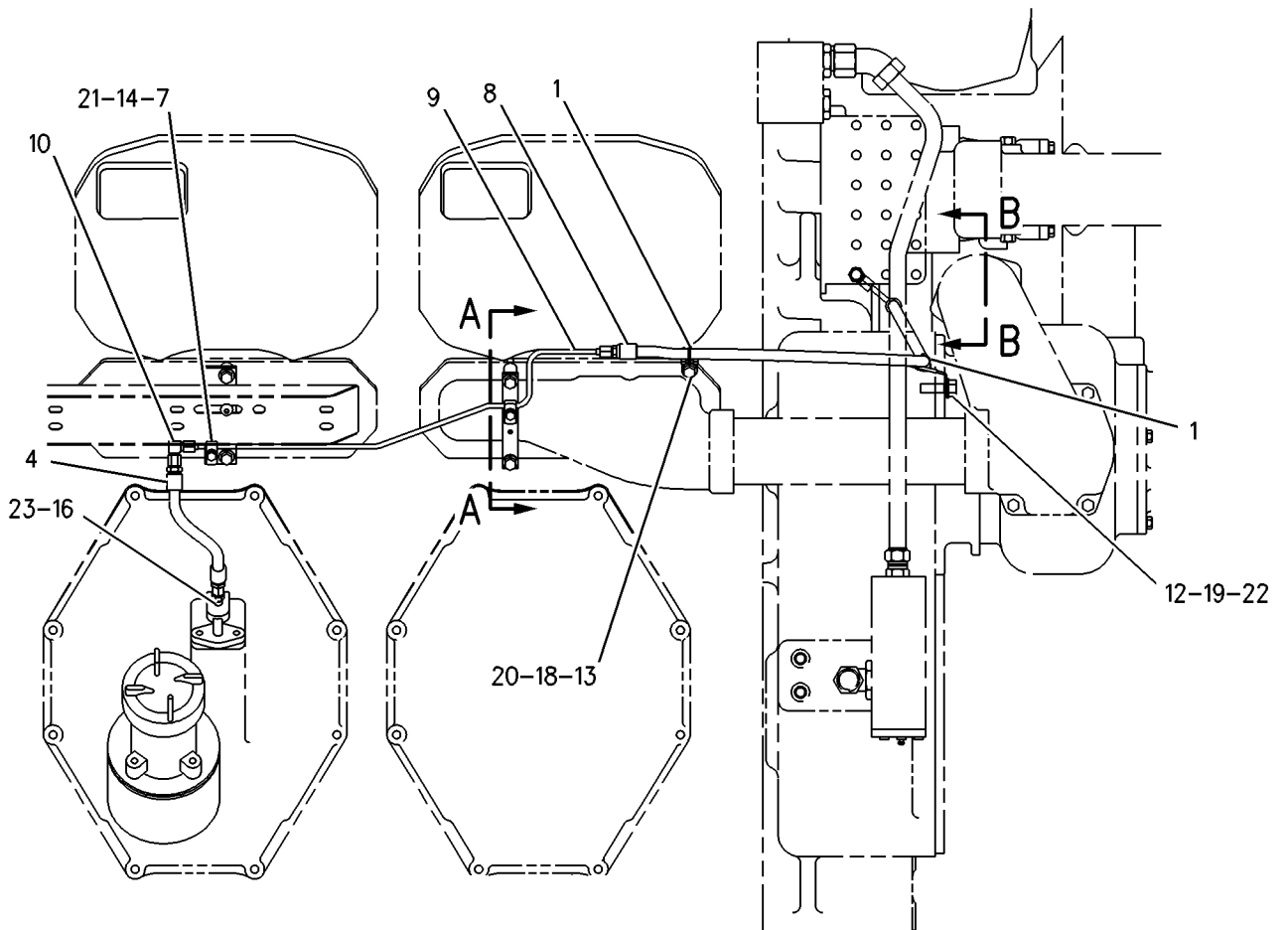
i01571375



SECTION A-A



VIEW B-B



RIGHT SIDE VIEW

GRAPHIC #1

<END>

g00666702

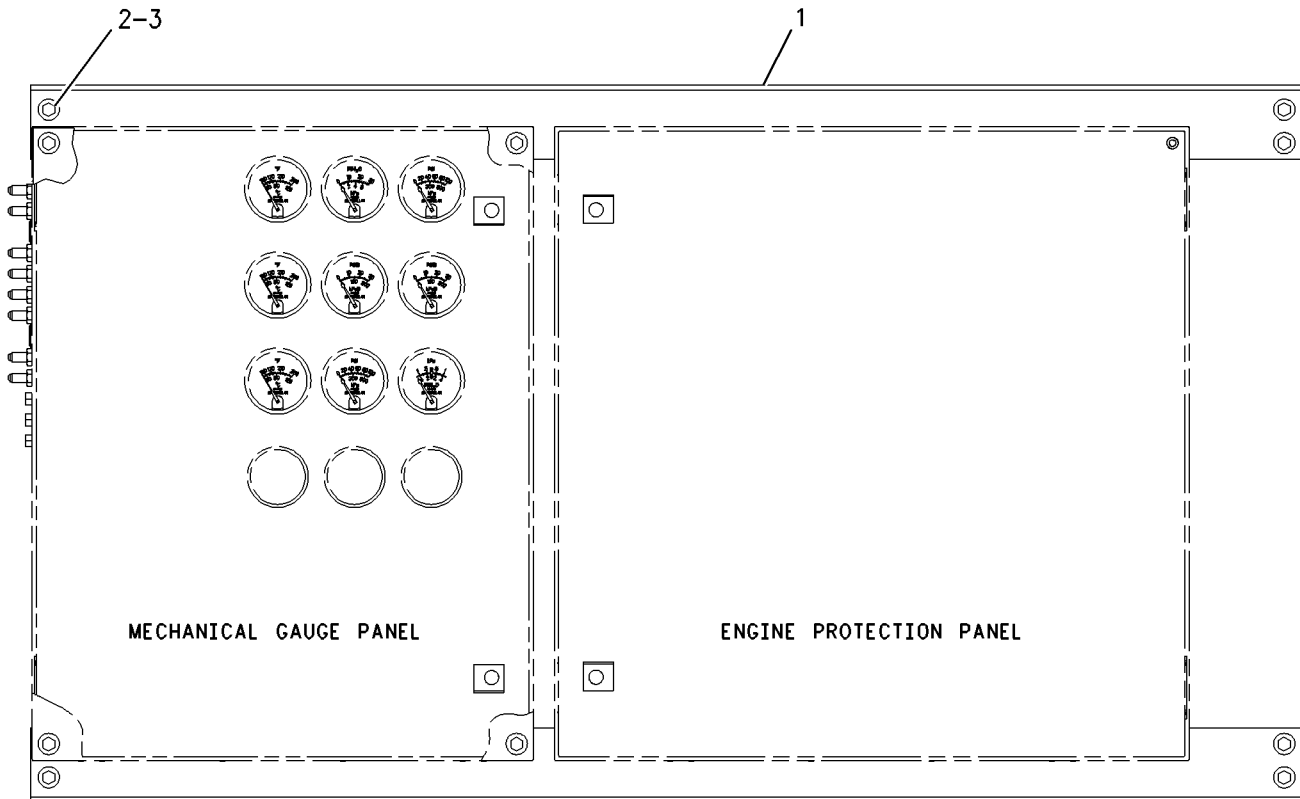
OPERATOR STATION

191-7683 MOUNTING GP-INSTRUMENT PANEL (CHG -01, -02)

SMCS-7451

i02357780

| NOTE | REF NO | GRAPHIC REF | PART NUMBER | QTY | PART NAME | | | | | | SEE PAGE |
|------|--------|-------------|-------------|-----|-------------------------------|---|---|---|---|-------------------|----------|
| | | | | | 1 | 2 | 3 | 4 | 5 | 6 (PRODUCT LEVEL) | |
| | 1 | 1 | 192-3226 | 2 | BRACKET AS | | | | | | |
| | | | | | (EACH INCLUDES) | | | | | | |
| | | 1 | 1F-0750 | 6 | NUT-WELD (3/8-16-THD) | | | | | | |
| | 2 | 1 | OS-0509 | 10 | BOLT (3/8-16X0.75-IN) | | | | | | |
| | 3 | 1 | 9L-9132 | 10 | WASHER (10.2X25.5X2.5-MM THK) | | | | | | |



LEFT SIDE VIEW

GRAPHIC #1

<END>

g00881368

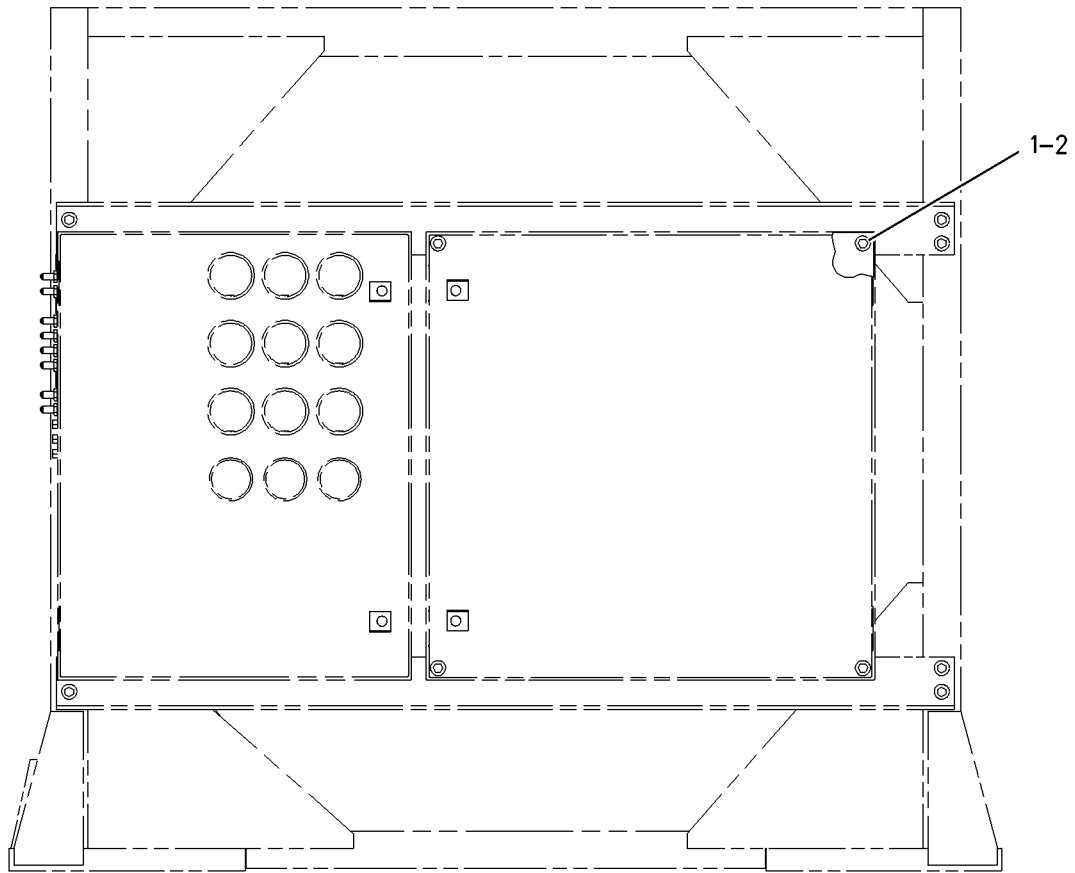
OPERATOR STATION

191-7684 MOUNTING GP-INSTRUMENT PANEL (CHG -02)

SMCS-7451

i02357778

| NOTE | REF NO | GRAPHIC REF | PART NUMBER | QTY | PART NAME | | | | | | SEE PAGE |
|------|--------|-------------|----------------|-----|-------------------------------|---|---|---|---|-------------------|----------|
| | | | | | 1 | 2 | 3 | 4 | 5 | 6 (PRODUCT LEVEL) | |
| | 1 | 1 | OS-0509 | 4 | BOLT (3/8-16X0.75-IN) | | | | | | |
| | 2 | 1 | 9L-9132 | 4 | WASHER (10.2X25.5X2.5-MM THK) | | | | | | |



FRONT VIEW

GRAPHIC #1

<END>

g00887007

OPERATOR STATION

179-8990 PANEL GP-CONTROL (CHG -02 THRU -09, 198-2731-03)

SMCS-4490, 7451

i03660758

| NOTE | REF NO | GRAPHIC REF | PART NUMBER | QTY | PART NAME | | | | | | SEE PAGE |
|------|--------|-------------|-------------|-----|-------------------------------------------------------------------|---|---|---|---|-------------------|----------|
| | | | | | 1 | 2 | 3 | 4 | 5 | 6 (PRODUCT LEVEL) | |
| | 1 | 2 | 199-3062 | 1 | FILM-IDENTIFICATION (WIRE) (LABEL) | | | | | | |
| | 2 | 2 | 1S-9593 | 15 | STRAP-CABLE | | | | | | |
| | 3 | 2 | 9W-1494 | 1 | KIT-SERVICE METER (24-VOLT) | | | | | | |
| | | | | | (INCLUDES SERVICE METER, FILM, STRAP CABLES, AND WIRE ASSEMBLIES) | | | | | | |
| | 4 | 2 | 150-7700 | 1 | TACHOMETER | | | | | | |
| | 5 | 2 | 226-6117 | 1 | GAUGE-PRESSURE (STARTING AIR) | | | | | | |
| | 6 | 2 | 198-2731 | 1 | MONITOR AS (PYROMETER) | | | | | | |
| | | 2 | 160-7689 | 1 | PLUG AS-CONNECTOR (70-PIN) | | | | | | |
| | | 2 | 159-9322 | 1 | SEAL-O-RING | | | | | | |
| | | 2 | 285-6670 | 1 | PYROMETER GP (EXHAUST TEMPERATURE SCANNER) | | | | | | |
| | 7 | 2 | 308-9773 | 1 | SWITCH (EMERGENCY STOP) | | | | | | |
| | 8 | 2 | 308-9774 | 1 | RING-PROTECTION | | | | | | |
| | 9 | 2 | 308-9776 | 6 | BLOCK-CONTACT | | | | | | |
| | 10 | 2 | 308-9775 | 4 | LATCH-MOUNTING | | | | | | |
| | 11 | 2 | 308-9777 | 4 | BLOCK-CONTACT | | | | | | |
| | 12 | 2 | 308-9770 | 1 | SWITCH (2-POSITION) (FUEL CONTROL) | | | | | | |
| | 13 | 2 | 308-9789 | 1 | SWITCH (ENGINE CONTROL) | | | | | | |
| | 14 | 2 | 308-9772 | 1 | SWITCH (PRELUBRICATION) | | | | | | |
| | 15 | 1 | 7S-1197 | 32 | SCREW-MACHINE (8-32X0.5-IN) | | | | | | |
| | 16 | 1 | 114-1142 | 3 | CIRCUIT BREAKER AS (10-AMPERE) | | | | | | |
| | 17 | 1 | 115-7943 | 3 | CONTACTOR-AUXILIARY | | | | | | |
| | 18 | 1 | 115-7942 | 1 | TIMER | | | | | | |
| | 19 | 1 | 127-8156 | 1 | BRACKET-MOUNTING | | | | | | |
| | 20 | 1 | 162-1696 | 1 | TIMER AS | | | | | | |
| | | 1 | 162-1695 | 1 | PLATE-COVER | | | | | | |
| | 21 | 1 | 166-6156 | 1 | DUCT-WIRE | | | | | | |
| | 22 | 1 | 166-6162 | 2 | DUCT-WIRE | | | | | | |
| | 23 | 1 | 166-6165 | 1 | DUCT-WIRE | | | | | | |
| | 24 | 1 | 179-8828 | 26 | BASE-RELAY (2-POLE) | | | | | | |
| | 25 | 1 | 179-8829 | 26 | RELAY (2-POLE) | | | | | | |
| | 26 | 1 | 225-5522 | 6 | BLOCK-TERMINAL (800-VOLT, 41-AMPERE) | | | | | | |
| | 27 | 1 | 228-7417 | 1 | COVER | | | | | | |
| | 28 | 1 | 264-2019 | 1 | STRIP-CONTACT | | | | | | |
| | 29 | 1 | 146-6819 | 2 | MARKER | | | | | | |
| | 30 | 1 | 9X-9675 | 9 | BRACKET-END | | | | | | |
| BE | 31 | 1 | 121-0199 | | WRAP-SPIRAL (3/8-IN OD) | | | | | | |
| | 32 | 1 | 225-0907 | 6 | BRIDGE (3-POSITION) | | | | | | |
| | 33 | 1 | 252-4967 | 43 | TERMINAL | | | | | | |
| | 34 | 1 | 225-0906 | 9 | BRIDGE (2-POSITION) | | | | | | |
| | 35 | 1 | 252-4949 | 104 | BLOCK-TERMINAL (DOUBLE) | | | | | | |
| | 36 | 1 | 144-0436 | 32 | MARKER (TERMINAL) | | | | | | |
| | 37 | 1 | 252-4943 | 3 | COVER-END | | | | | | |
| BE | 38 | 1 | 147-1960 | | RAIL | | | | | | |
| | 39 | 1 | 260-1355 | 18 | BLOCK-TERMINAL (500-VOLT, 22-AMPERE) | | | | | | |
| | 40 | 1 | 1H-4393 | 32 | LOCKWASHER | | | | | | |
| | 41 | 1 | 4B-4863 | 32 | WASHER (4.7X11X1.2-MM THK) | | | | | | |
| | 42 | 1 | 109-3038 | 145 | END-WIRE (16-GA) | | | | | | |
| | 43 | 1, 2 | 8L-8413 | 50 | STRAP-CABLE | | | | | | |
| | 44 | 1 | 110-8714 | 7 | END-WIRE (18-GA) | | | | | | |
| | 45 | 1 | 186-3736 | 40 | SOCKET-CONNECTOR (16-GA TO 18-GA) | | | | | | |
| | 46 | 1 | 211-9909 | 3 | END-WIRE | | | | | | |
| | 47 | 1 | 348-1730 | 150 | END-WIRE (16-GA) | | | | | | |
| | 48 | 1 | 128-5669 | 10 | TERMINAL-BLADE (14-GA TO 16-GA) | | | | | | |
| | 49 | 1 | 211-9910 | 3 | TERMINAL | | | | | | |
| | 50 | 1 | 211-9911 | 36 | END-WIRE | | | | | | |
| | 51 | 2 | 4P-8134 | 1 | CLIP | | | | | | |
| | 52 | 2 | 4P-7581 | 1 | CLIP | | | | | | |

OPERATOR STATION

179-8990 PANEL GP-CONTROL (contd.)

i03660758

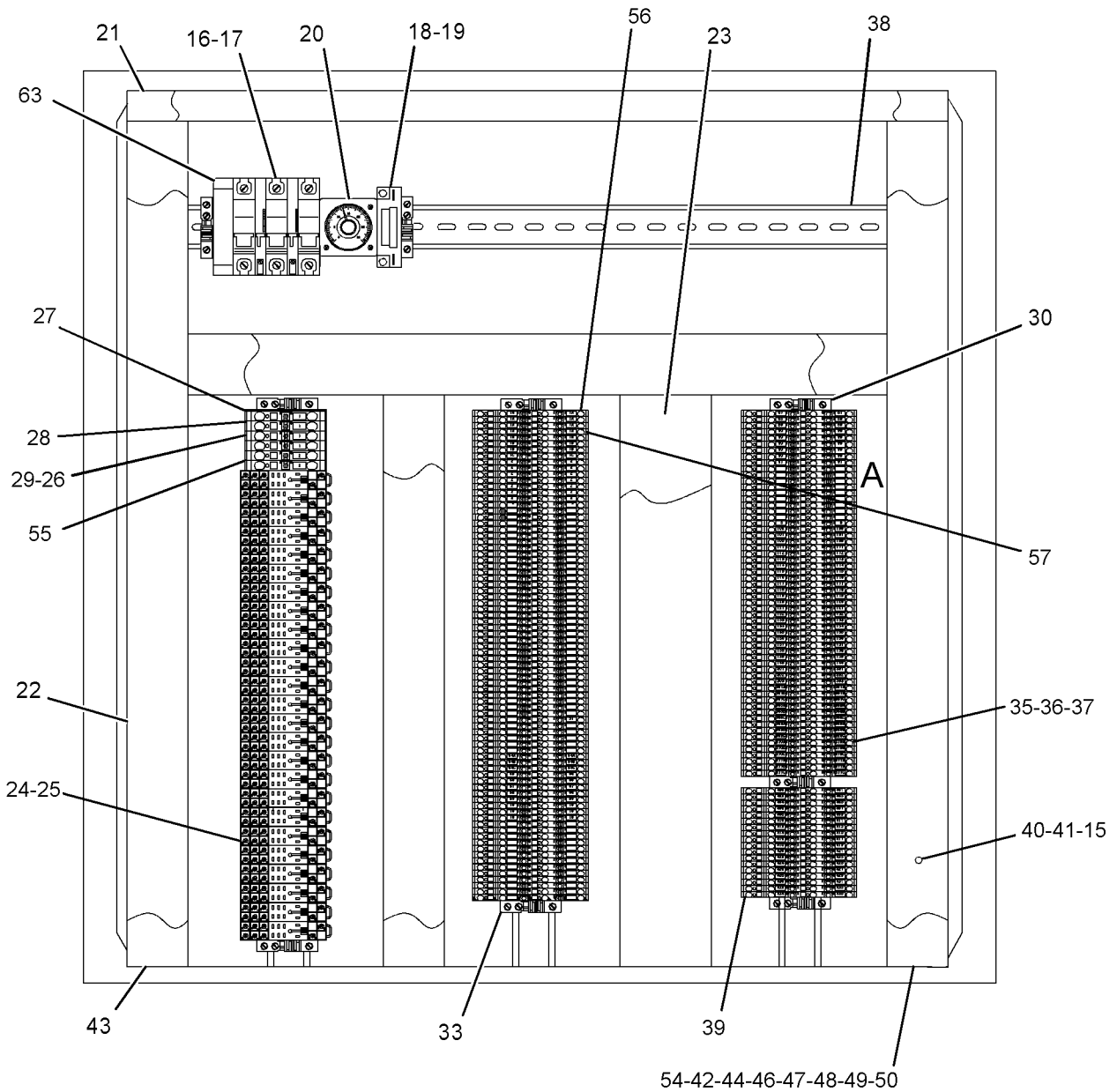
| NOTE | REF NO | GRAPHIC REF | PART NUMBER | QTY | PART NAME | | | | | | SEE PAGE |
|------|--------|-------------|-------------|-----|------------------------------------|---|---|---|---|-------------------|----------|
| | | | | | 1 | 2 | 3 | 4 | 5 | 6 (PRODUCT LEVEL) | |
| | 53 | 2 | 198-4263 | 1 | FILM-INFORMATION | | | | | | |
| BE | 54 | 1 | 8T-7875 | | WIRE-ELECTRICAL (16-GA, BLACK) | | | | | | |
| | 55 | 1 | 225-5545 | 1 | BRIDGE (2-POSITION) | | | | | | |
| | 56 | 1 | 204-5568 | 1 | BRIDGE | | | | | | |
| | 57 | 1 | 225-0549 | 3 | BAR (BRIDGE) | | | | | | |
| | 58 | 2 | 199-3404 | 1 | TRAY-CABLE | | | | | | |
| | 59 | 2 | 3V-3308 | 2 | WASHER-HARD (10.2X20.5X2.5-MM THK) | | | | | | |
| | 60 | 2 | 9M-4594 | 2 | SPACER (0.406X0.875X0.75-IN THK) | | | | | | |
| | 61 | 2 | 9S-8752 | 2 | NUT-FULL (3/8-16-THD) | | | | | | |
| | 62 | 2 | 7X-0480 | 2 | SCREW-HEX SOCKET (3/8-16X2-IN) | | | | | | |
| | 63 | 1 | 204-3520 | 1 | RELAY | | | | | | |

B-USE AS REQUIRED
E-ORDER BY THE CENTIMETER

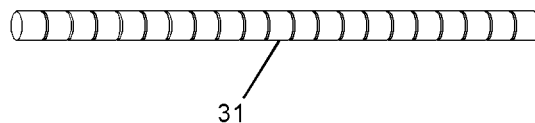
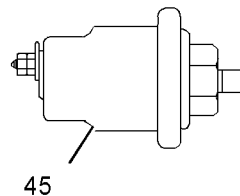
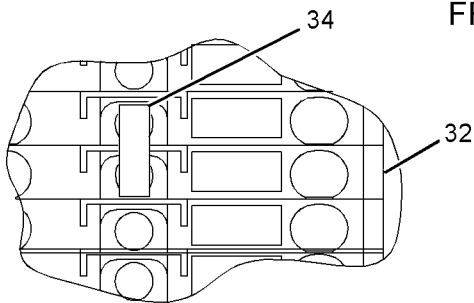
OPERATOR STATION

179-8990 PANEL GP-CONTROL (contd.)

i03660758



FRONT VIEW
(DOOR OPEN)



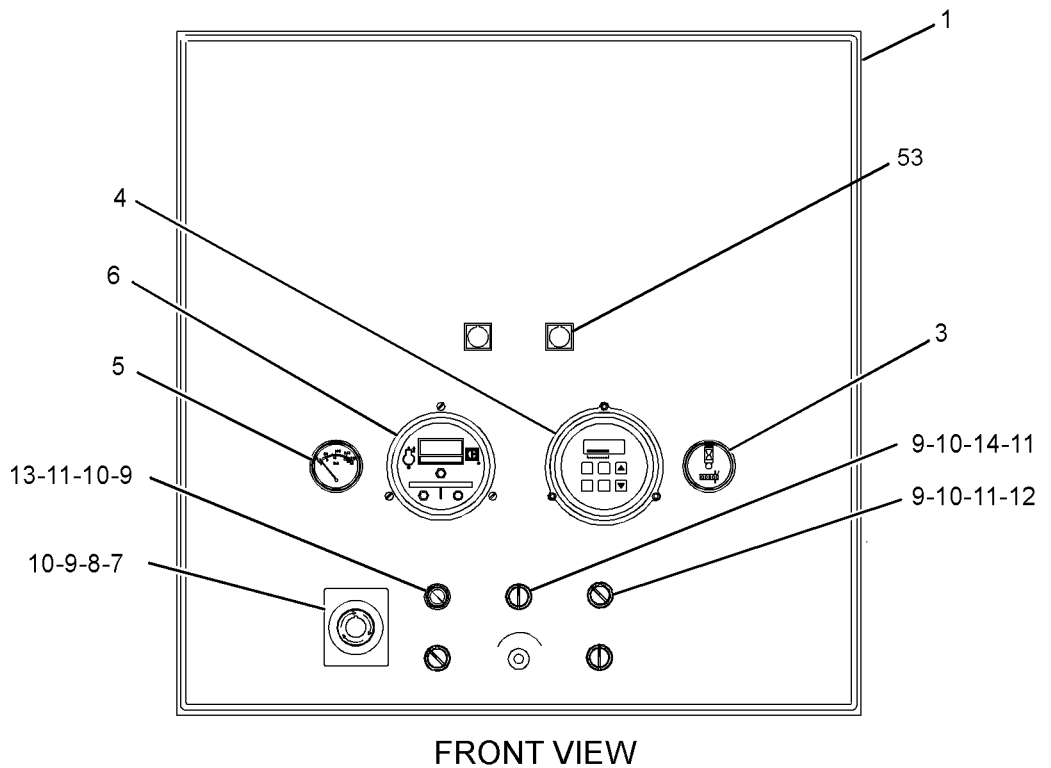
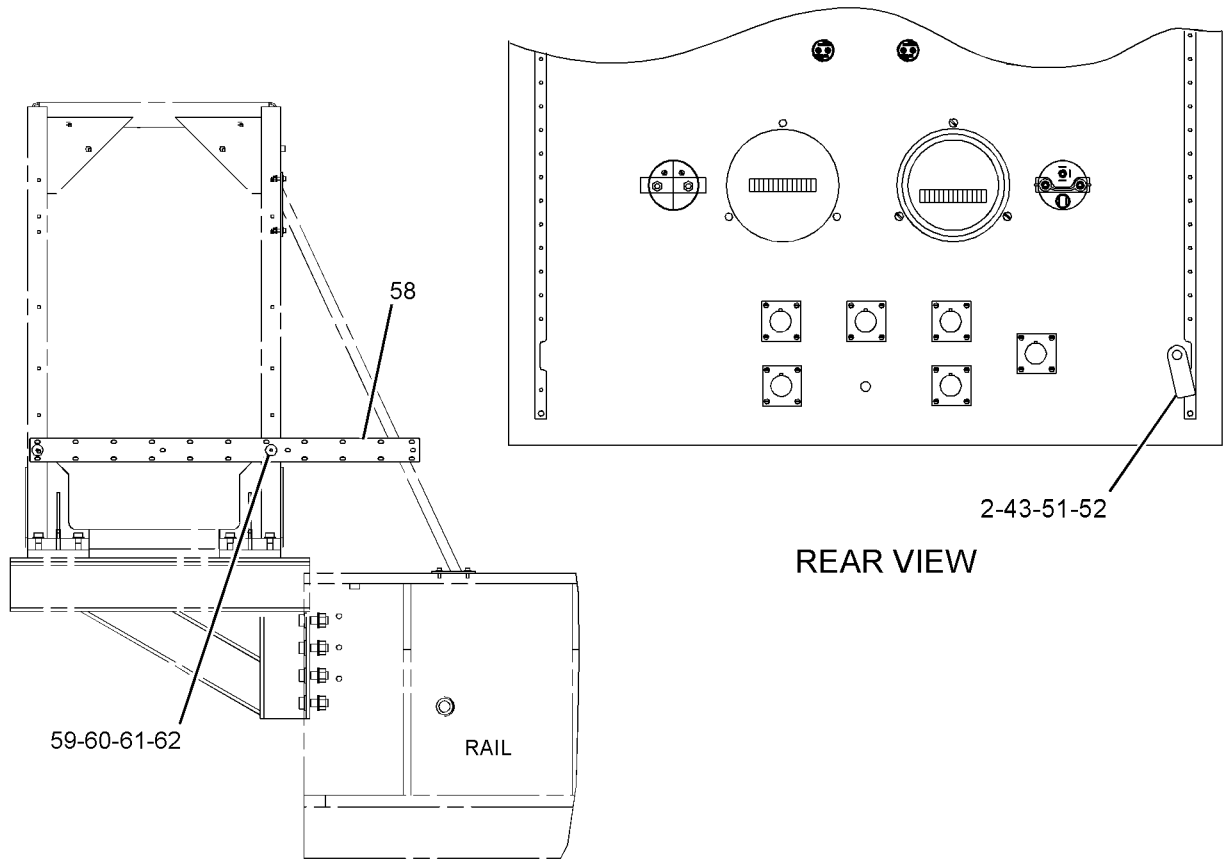
GRAPHIC #1

g01426495

OPERATOR STATION

179-8990 PANEL GP-CONTROL (contd.)

i03660758



GRAPHIC #2

<END>

g01426494

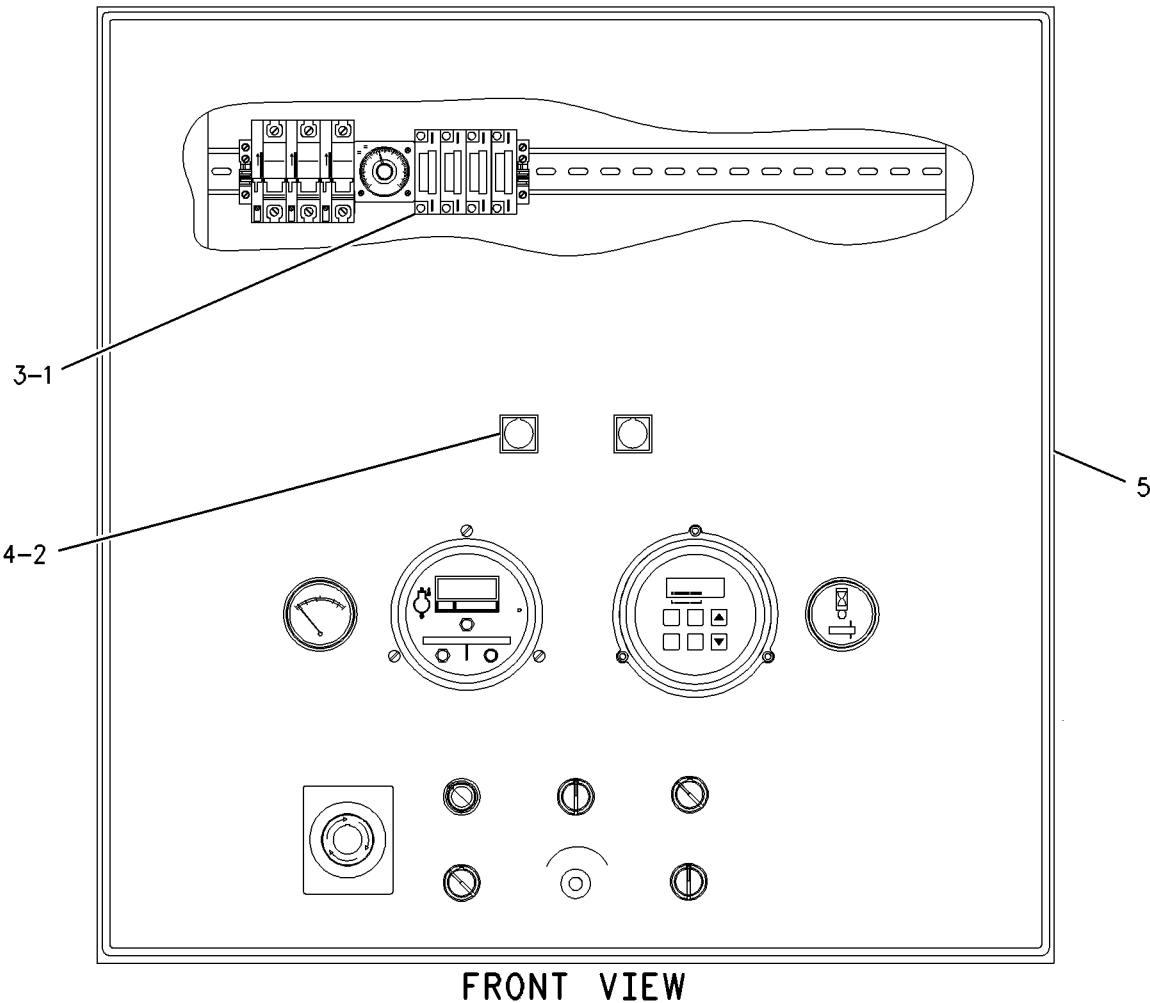
OPERATOR STATION

209-0122 PANEL GP-ELECTRONIC (CHG -00 THRU -02) FOR USE WITH SWITCH GROUPS WITHOUT ANNUNCIATION

SMCS-4490, 7490

i03896117

| NOTE | REF NO | GRAPHIC REF | PART NUMBER | QTY | PART NAME | | | | | | SEE PAGE |
|------|--------|-------------|-------------|-----|-----------------------------------|---|---|---|---|-------------------|----------|
| | | | | | 1 | 2 | 3 | 4 | 5 | 6 (PRODUCT LEVEL) | |
| | 1 | 1 | 115-7942 | 3 | TIMER | | | | | | |
| | 2 | 1 | 308-9787 | 2 | LAMP-INDICATOR (MONOLITHIC-GREEN) | | | | | | |
| | 3 | 1 | 127-8156 | 3 | BRACKET-MOUNTING | | | | | | |
| | 4 | 1 | 198-4263 | 1 | FILM-INFORMATION | | | | | | |
| | 5 | 1 | 325-9712 | 1 | BOX GP-ELECTRONIC | | | | | | |



FRONT VIEW

GRAPHIC #1

<END>

g00879280

SERVICE EQUIPMENT AND SUPPLIES

6L-4502 CHART-PLATE & FILM (CHG -298)

SMCS-7557

i02550043

| NOTE | PART NUMBER | QTY | PART NAME 1 2 3 4 5 6 (PRODUCT LEVEL) | SEE PAGE |
|--------------------|-----------------|-----|------------------------------------------------------------------------------------------------------------------------------------------------------------------------------------------------------------|-------------|
| | 7W-3055 | 1 | FILM-INFORMATION INSTALL APPROPRIATE IDENTIFICATION NUMBER OVER CORRESPONDING NUMBERS FOR LINES GROUPS. | |
| | 9Y-9775 | 16 | FILM-INFORMATION (OPEN, MECHANICAL ROTATE) INSTALL ONE ON EACH PUSH ROD COMPARTMENT COVER NEAR CYLINDER PRESSURE VALVE LOCATED IN THE CYLINDER HEAD | |
| | 7W-5890 | 1 | FILM-ROTATION (STANDARD ROTATION) INSTALL ON TOP OF FLYWHEEL HOUSING, IF HOUSING NOT AVAILABLE INSTALL ON REAR CAM GEAR COVER. | |
| | 7W-9787 | 1 | FILM-SERVICE PROCEDURE RH SERVICE -- INSTALL ON RH SIDE OF ENGINE ON END OF UPPER DUPLEX FUEL FILTER GROUP LH SERVICE -- INSTALL ON LH SIDE OF ENGINE ON END OF UPPER DUPLEX FUEL FILTER GROUP | |
| | 1H-4950 | 2 | FILM-WARNING (CRANKCASE) INSTALL ONE ON UPPER PORTION OF 2ND RH REAR CRANKSHAFT COVER FROM REAR OF ENGINE. INSTALL ONE ON UPPER PORTION OF 2ND LH CRANKCASE COVER FROM FRONT OF ENGINE. | |
| | 7E-2681 | 2 | PLATE-IDENTIFICATION (CATERPILLAR) INSTALL ONE ON LH AND RH SIDE OF ENGINE ON SECOND CAMSHAFT COVER FROM REAR OF ENGINE CYLINDERS #13 AND #14 | |
| | 179-0161 | 1 | PLATE-INFORMATION INSTALL BETWEEN FIRST AND SECOND REAR, RH CRANKCASE COVER | |
| | 3N-3790 | 1 | PLATE-SERIAL NUMBER (ENGINE) INSTALL ON LH SIDE OF CYLINDER BLOCK BETWEEN REAR TWO CRANKCASE COVERS. | |
| | 4B-4158 | 2 | SCREW-DRIVE (NO 4X0.25-IN) FOR USE WITH 3N3790. | |
| <END> | | | | |

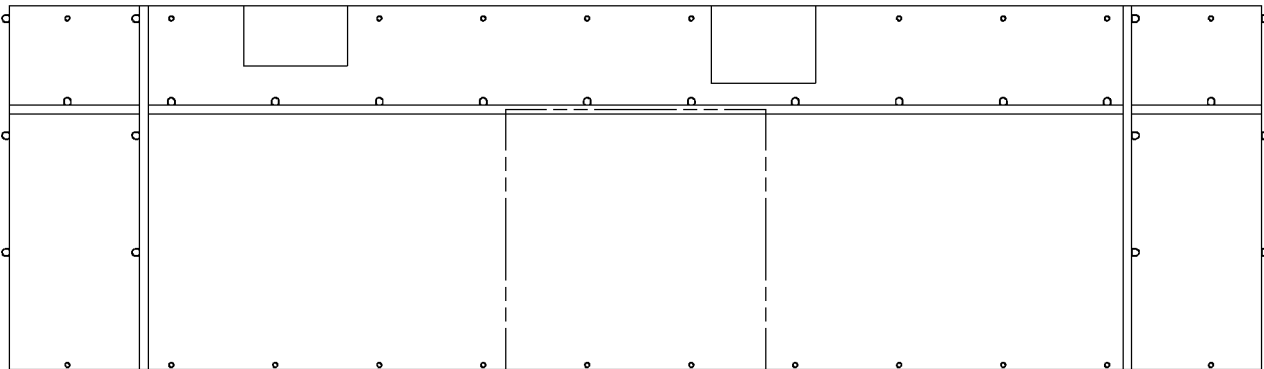
SERVICE EQUIPMENT AND SUPPLIES

134-5929 COVER-TARP-3616 (CHG -00, -01)

SMCS-1000, 4450

i01504382

| NOTE | REF NO | GRAPHIC REF | PART NUMBER | QTY | PART NAME | | | | | | SEE PAGE |
|---------------------|--------|-------------|-------------|-----|-----------|---|---|---|---|-------------------|----------|
| | | | | | 1 | 2 | 3 | 4 | 5 | 6 (PRODUCT LEVEL) | |
| (NO SERVICED PARTS) | | | | | | | | | | | |



FRONT VIEW

GRAPHIC #1

<END>

g00781686

SERVICE EQUIPMENT AND SUPPLIES

4W-0686 KIT-TURBOCHARGER REPAIR (CHG -00 THRU -02) PART OF 115-0441 TURBOCHARGER GP

SMCS-1052

i02339158

| NOTE | PART NUMBER | QTY | PART NAME | | | | | | SEE PAGE |
|-------------------------|-------------|-----|-----------------------|---|---|---|---|-------------------|----------|
| | | | 1 | 2 | 3 | 4 | 5 | 6 (PRODUCT LEVEL) | |
| | 1W-2577 | 1 | GASKET | | | | | | |
| Y | 9Y-0205 | 1 | KIT-TURBOCHARGER SEAL | | | | | | 243 |
| | 6J-2245 | 1 | SEAL-O-RING | | | | | | |
| | 4W-9033 | 1 | SEAL-O-RING | | | | | | |
| Y-SEPARATE ILLUSTRATION | | | | | | | | | |
| <END> | | | | | | | | | |

9Y-0205 KIT-TURBOCHARGER SEAL (CHG -01 THRU -03) PART OF 4W-0686 KIT-TURBOCHARGER REPAIR

SMCS-1052

i02345481

| NOTE | PART NUMBER | QTY | PART NAME | | | | | | SEE PAGE |
|---------------|-------------|-----|---------------------------------------|---|---|---|---|-------------------|----------|
| | | | 1 | 2 | 3 | 4 | 5 | 6 (PRODUCT LEVEL) | |
| | 7C-3348 | 1 | BEARING-THRUST | | | | | | |
| M | 156-2687 | 9 | BOLT-HIGH TEMPERATURE (M10X1.5X30-MM) | | | | | | |
| | 4W-8927 | 1 | BUSHING-TERMINAL | | | | | | |
| | 4W-8928 | 1 | BUSHING-TERMINAL | | | | | | |
| | 4W-8566 | 20 | PLATE-LOCK (1-MM THK) | | | | | | |
| | 4W-8572 | 3 | PLATE-LOCK (1-MM THK) | | | | | | |
| | 4W-8564 | 2 | RING-SEAL | | | | | | |
| | 4W-9031 | 1 | SEAL-O-RING | | | | | | |
| | 4W-9032 | 1 | SEAL-O-RING | | | | | | |
| M-METRIC PART | | | | | | | | | |
| <END> | | | | | | | | | |

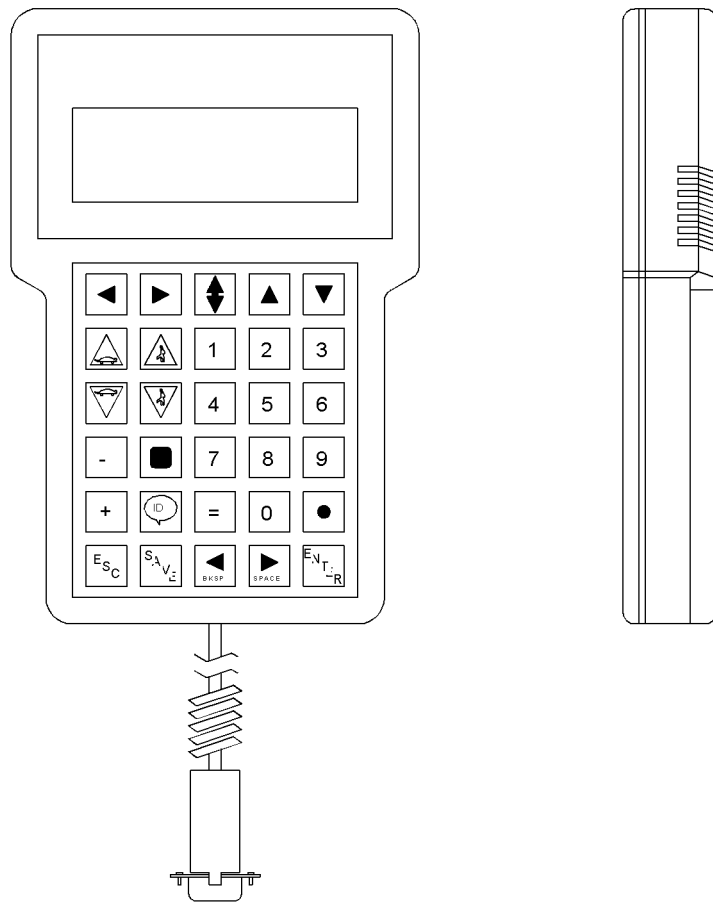
SERVICE EQUIPMENT AND SUPPLIES

140-2304 PROGRAMMER-GOV ELEK CONTROL (CHG -00, -01)

SMCS-1264, 1908

i02226419

| NOTE | REF NO | GRAPHIC REF | PART NUMBER | QTY | PART NAME | SEE PAGE |
|---------------------|--------|-------------|-------------|-----|-----------------------------|----------|
| | | | | | 1 2 3 4 5 6 (PRODUCT LEVEL) | |
| (NO SERVICED PARTS) | | | | | | |



GRAPHIC #1

<END>

g01123192

PART NUMBER INDEX

| Part | Page | Part | Page | Part | Page | Part | Page |
|-------------------|------|-------------------|------|-------------------|------|-------------------|------|
| 0 | | | 67 | | 20 | | 119 |
| OL-1143 | 23 | | 70 | | 23 | OT-0573 | 105 |
| | 25 | | 72 | | 25 | | 119 |
| | 72 | | 74 | | 41 | OV-0375 | 95 |
| | 74 | | 77 | | 44 | | |
| | 95 | | 78 | | 45 | | |
| | 99 | | 86 | | 67 | | |
| | 99 | | 89 | | 70 | | |
| | 175 | | 90 | | 72 | 1A-1135 | 38 |
| | 181 | | 97 | | 74 | 1A-1460 | 45 |
| | 222 | | 105 | | 78 | | 52 |
| | 228 | | 107 | | 80 | | 72 |
| | 230 | | 110 | | 82 | 1A-2029 | 44 |
| | 232 | | 114 | | 89 | | 45 |
| OL-1351 | 116 | | 119 | | 90 | | 67 |
| | 119 | | 142 | | 92 | | 85 |
| | 224 | | 162 | | 95 | | 93 |
| | 228 | | 165 | | 97 | | 107 |
| OL-1352 | 222 | | 167 | | 99 | 1A-5822 | 82 |
| OL-2070 | 74 | | 169 | | 101 | 1A-5964 | 105 |
| | 110 | | 179 | | 105 | 1A-7669 | 182 |
| | 167 | | 225 | | 107 | 1A-8063 | 38 |
| | 230 | | 230 | | 110 | | 145 |
| OS-0509 | 67 | | 232 | | 114 | | 177 |
| | 137 | OS-1590 | 19 | | 116 | 1A-8651 | 230 |
| | 140 | | 33 | | 119 | 1B-2713 | 80 |
| | 173 | | 40 | | 161 | | 225 |
| | 175 | | 62 | | 175 | | 230 |
| | 179 | | 64 | | 179 | 1B-2886 | 103 |
| | 189 | | 77 | OS-1595 | 16 | 1B-3057 | 119 |
| | 225 | | 161 | | 37 | 1B-4218 | 161 |
| | 234 | | 167 | | 74 | 1B-4971 | 72 |
| | 235 | | 175 | | 80 | | 222 |
| OS-1569 | 42 | | 222 | | 84 | 1B-5357 | 131 |
| OS-1571 | 101 | | 228 | | 101 | | 132 |
| | 110 | OS-1591 | 12 | | 118 | 1B-7182 | 85 |
| | 116 | | 14 | | 128 | | 181 |
| | 119 | | 19 | | 157 | 1B-8705 | 161 |
| | 140 | | 33 | OS-1614 | 187 | 1B-9575 | 161 |
| | 142 | | 38 | | 188 | 1D-4533 | 230 |
| | 161 | | 52 | | 191 | 1D-4540 | 78 |
| | 167 | | 59 | | 192 | 1D-4566 | 38 |
| | 175 | | 62 | OS-1615 | 186 | | 95 |
| | 201 | | 64 | | 201 | | 212 |
| | 219 | | 65 | | 228 | 1D-4569 | 212 |
| OS-1585 | 1 | | 67 | | 232 | 1D-4574 | 182 |
| | 41 | | 74 | OS-1616 | 225 | 1D-4588 | 225 |
| | 45 | | 77 | OS-1617 | 57 | 1D-4601 | 58 |
| | 67 | | 94 | | 86 | 1F-0750 | 119 |
| | 74 | | 95 | OS-1618 | 78 | | 189 |
| | 113 | | 97 | | 165 | | 234 |
| | 181 | | 99 | | 206 | 1F-6762 | 38 |
| | 232 | | 101 | OS-1619 | 119 | 1F-7958 | 65 |
| OS-1587 | 67 | | 105 | | 161 | | 117 |
| | 113 | | 110 | OS-1621 | 41 | | 128 |
| | 177 | | 140 | | 72 | | 129 |
| | 179 | | 142 | | 137 | | 142 |
| | 199 | | 161 | | 140 | 1H-0767 | 167 |
| | 201 | | 167 | | 173 | 1H-2815 | 199 |
| | 213 | | 169 | OS-1625 | 42 | 1H-4393 | 185 |
| OS-1588 | 8 | | 189 | OS-1626 | 90 | | 236 |
| | 13 | | 206 | | 92 | 1H-4950 | 241 |
| | 45 | | 222 | | 93 | 1H-5959 | 86 |
| | 58 | OS-1594 | 14 | OT-0065 | 95 | 1H-7722 | 199 |
| | 59 | | 17 | | 110 | 1K-9740 | 67 |

PART NUMBER INDEX

| Part | Page | Part | Page | Part | Page | Part | Page |
|---------|------|---------|------|----------|------|----------|------|
| 1L-3769 | 182 | 1W-1960 | 162 | 2 | | 2W-2977 | ▶199 |
| 1L-5081 | 161 | 1W-2057 | 84 | | | 2W-3031 | 131 |
| | 219 | 1W-2058 | 84 | 2A-0762 | 184 | 2W-3329 | ▶99 |
| 1L-8497 | 214 | 1W-2059 | 82 | | 187 | 2W-3333 | ▶129 |
| 1M-0644 | 88 | 1W-2240 | 88 | | 188 | 2W-3584 | 59 |
| 1M-7643 | 230 | 1W-2242 | 88 | | 192 | 2W-3790 | 80 |
| 1N-3134 | 78 | 1W-2243 | 88 | 2A-4639 | 107 | 2W-3793 | 101 |
| 1N-3828 | 37 | 1W-2244 | 74 | | 119 | 2W-4025 | 101 |
| 1N-3834 | 37 | 1W-2361 | 31 | 2A-5220 | 161 | 2W-4026 | 101 |
| 1N-3842 | 37 | 1W-2362 | 31 | 2B-0947 | 177 | 2W-4032 | 101 |
| 1N-4622 | 74 | 1W-2383 | 178 | | 227 | 2W-4037 | 184 |
| 1N-4859 | 161 | 1W-2470 | ▶47 | 2B-2404 | 227 | 2W-4285 | 228 |
| 1N-4860 | 161 | | 61 | 2B-2695 | 18 | 2W-4367 | 118 |
| 1N-5998 | 52 | 1W-2473 | 47 | 2B-7947 | 1 | 2W-4379 | 228 |
| 1P-0043 | 72 | 1W-2474 | 47 | | | | |
| 1P-2841 | 135 | 1W-2577 | 80 | 2D-4534 | 161 | | 230 |
| 1P-5274 | 78 | | 243 | 2D-6642 | 57 | 2W-4555 | 105 |
| 1P-7625 | 206 | 1W-2823 | 58 | 2D-7325 | 201 | 2W-4556 | ▶173 |
| 1R-0766 | 169 | 1W-2824 | 58 | 2D-8154 | 65 | 2W-5022 | 105 |
| 1S-3584 | 161 | 1W-2828 | 114 | 2G-5664 | 88 | 2W-5023 | 105 |
| | 167 | 1W-2834 | 59 | 2H-3088 | 67 | 2W-5031 | 105 |
| 1S-5772 | 93 | 1W-2837 | 16 | 2H-3756 | 42 | 2W-5032 | 105 |
| | 94 | 1W-3377 | 16 | | 45 | 2W-5036 | 97 |
| | 97 | 1W-3382 | ▶17 | 2H-6488 | 177 | 2W-6082 | 214 |
| | 110 | 1W-3389 | 181 | 2J-3506 | 90 | 2W-6083 | 86 |
| | 116 | 1W-3390 | 181 | | 92 | 2W-6084 | 214 |
| 1S-9593 | 236 | 1W-3557 | 161 | | 93 | 2W-6085 | 137 |
| 1T-0689 | 85 | 1W-3645 | ▶59 | 2K-4973 | 67 | 2W-6317 | 74 |
| 1W-0019 | 178 | 1W-3785 | 95 | | 162 | 2W-6318 | 99 |
| 1W-0020 | 47 | | 110 | | 169 | 2W-6862 | 67 |
| 1W-0023 | ▶42 | 1W-3958 | 67 | 2K-7979 | 169 | | 169 |
| 1W-0027 | ▶19 | 1W-3979 | 74 | 2L-6324 | 161 | 2W-7889 | ▶132 |
| 1W-0104 | 44 | | 99 | 2M-6471 | 28 | 2W-8216 | 74 |
| 1W-0105 | 23 | 1W-4059 | 74 | | 97 | 2W-8399 | 225 |
| | 25 | 1W-4067 | 95 | 2N-0475 | 105 | 2W-9281 | 117 |
| 1W-0115 | 21 | | 110 | 2N-2766 | 130 | | |
| 1W-0118 | 21 | 1W-4152 | 74 | | 144 | | |
| 1W-0121 | 21 | 1W-4153 | 74 | 2N-3350 | 23 | 3 | |
| | 22 | 1W-4191 | 65 | 2N-7520 | 86 | 3B-0645 | 28 |
| 1W-0122 | 21 | | ▶66 | 2N-7521 | 86 | 3B-1915 | 8 |
| | 22 | 1W-4307 | 74 | 2N-7522 | 86 | | 38 |
| 1W-0123 | 21 | 1W-4357 | 169 | 2N-8142 | 187 | | 119 |
| | 22 | 1W-4776 | 85 | | 192 | | 114 |
| | | | ▶86 | 2P-1276 | 225 | 3B-2968 | 114 |
| 1W-0594 | 175 | 1W-5200 | 95 | | 227 | 3B-4504 | 126 |
| 1W-0604 | 165 | 1W-6492 | 77 | | 230 | 3B-4505 | 157 |
| 1W-0647 | 161 | 1W-6702 | 52 | | 232 | | 214 |
| 1W-0789 | ▶61 | 1W-6963 | 119 | 2P-1314 | 224 | 3B-4507 | 126 |
| 1W-0790 | ▶37 | 1W-7020 | 101 | | 225 | 3B-4508 | 157 |
| 1W-0798 | ▶67 | 1W-7117 | 23 | 2P-7216 | 140 | | 224 |
| 1W-0804 | ▶88 | | 25 | 2P-8148 | 173 | 3B-6492 | 199 |
| 1W-0806 | ▶65 | | 165 | | 179 | 3B-7272 | 137 |
| 1W-0864 | ▶32 | 1W-8260 | 20 | 2P-8430 | 119 | 3B-7725 | 124 |
| 1W-0876 | ▶74 | 1W-8407 | 161 | 2R-6806 | 61 | 3B-7745 | 98 |
| 1W-0887 | ▶95 | 1W-8408 | 161 | 2S-9503 | 72 | 3B-7749 | 103 |
| 1W-0891 | ▶181 | 1W-8409 | 57 | 2V-5956 | 201 | 3B-8489 | 1 |
| 1W-0899 | ▶85 | 1W-8410 | 57 | 2V-6350 | 74 | 3D-0472 | 129 |
| 1W-0909 | ▶52 | 1W-8444 | 57 | 2V-6352 | 74 | 3D-4022 | 137 |
| 1W-1415 | 70 | 1W-8563 | 33 | 2W-0439 | 118 | 3D-8752 | 161 |
| 1W-1748 | 29 | 1W-8565 | 33 | 2W-0546 | 20 | 3E-3226 | 161 |
| 1W-1749 | 29 | 1W-8811 | 14 | 2W-0644 | ▶135 | 3E-7402 | 140 |
| 1W-1752 | 29 | 1W-9217 | 33 | 2W-1675 | 135 | 3F-7674 | 15 |
| 1W-1754 | 29 | 1W-9823 | 129 | 2W-2681 | ▶131 | 3G-7382 | 37 |
| 1W-1756 | 47 | 1W-9874 | ▶118 | 2W-2742 | ▶15 | 3H-3433 | 78 |
| 1W-1760 | 61 | 1Y-0412 | 137 | 2W-2945 | 199 | 3H-6622 | 105 |
| 1W-1952 | 161 | 1Y-3541 | 136 | 2W-2972 | 15 | 3J-1907 | 1 |

PART NUMBER INDEX

| Part | Page | Part | Page | Part | Page | Part | Page |
|-------------------|------|-------------------|------|-------------------|------|-------------------|------|
| | 105 | | 23 | 4B-4274 | 161 | 4P-8027 | 165 |
| | 173 | | 25 | 4B-4863 | 185 | 4P-8031 | 175 |
| | 189 | | 33 | | 236 | 4P-8032 | 175 |
| 3J-5389 | 29 | | 38 | 4B-9808 | 1 | 4P-8034 | ▶1 |
| 3J-7352 | 74 | | 40 | 4D-3118 | 214 | 4P-8035 | 1 |
| | 232 | | 41 | 4D-3120 | 150 | 4P-8036 | 1 |
| 3J-7354 | 206 | | 44 | | 154 | 4P-8038 | 1 |
| 3J-7355 | 140 | | 45 | 4D-6988 | 201 | 4P-8040 | 1 |
| | 201 | | 58 | 4D-8948 | 227 | 4P-8134 | 232 |
| | 224 | | 59 | 4F-4873 | 95 | | 236 |
| | 228 | | 62 | | 110 | 4P-9168 | 67 |
| 3J-7719 | 214 | | 64 | 4F-7957 | 67 | 4P-9169 | 67 |
| 3K-6060 | 178 | | 65 | | 140 | 4P-9171 | 169 |
| 3L-1258 | 199 | | 67 | | 175 | 4P-9174 | 67 |
| 3L-2875 | 140 | | 70 | | 201 | 4P-9185 | 67 |
| 3L-7824 | 101 | | 72 | 4F-9325 | 187 | 4P-9191 | ▶196 |
| 3M-7045 | 144 | | 74 | | 192 | 4P-9212 | ▶165 |
| 3N-1283 | 86 | | 77 | 4J-4382 | 118 | 4P-9218 | 67 |
| 3N-1284 | 86 | | 78 | 4J-7945 | 145 | 4P-9224 | 107 |
| 3N-1285 | 86 | | 80 | 4J-9448 | 80 | 4R-8658 | 206 |
| 3N-1287 | 86 | | 82 | 4K-0367 | 90 | 4S-1936 | 137 |
| 3N-1308 | 67 | | 88 | 4K-0684 | 21 | 4S-5719 | 99 |
| 3N-3297 | 184 | | 89 | | 22 | | 222 |
| 3N-3790 | 241 | | 90 | 4K-5175 | 1 | 4S-6399 | 137 |
| 3N-7281 | 224 | | 93 | 4M-5317 | 205 | | 201 |
| 3N-8591 | 15 | | 94 | 4P-0294 | 38 | 4W-0012 | ▶177 |
| 3P-0647 | 165 | | 99 | 4P-0300 | 157 | 4W-0091 | 80 |
| 3P-0649 | 80 | | 101 | 4P-0307 | 126 | 4W-0234 | 114 |
| 3P-0651 | 23 | | 105 | 4P-0309 | 157 | 4W-0345 | 29 |
| | 25 | | 107 | 4P-0335 | 45 | | ▶55 |
| 3P-0655 | 42 | | 110 | 4P-0336 | 45 | 4W-0365 | ▶16 |
| | 74 | | 114 | 4P-0340 | 45 | 4W-0379 | 67 |
| | 99 | | 116 | 4P-0372 | 126 | 4W-0530 | 119 |
| 3P-0656 | 23 | | 119 | 4P-0707 | 175 | 4W-0531 | 119 |
| | 25 | | 140 | 4P-2264 | 157 | 4W-0543 | ▶12 |
| | 74 | | 142 | 4P-2268 | ▶34 | 4W-0671 | ▶175 |
| 3P-0658 | 77 | | 150 | 4P-2351 | 42 | 4W-0674 | ▶82 |
| 3P-0764 | 201 | | 154 | | ▶44 | | 84 |
| 3P-1156 | 82 | | 161 | 4P-2375 | ▶72 | 4W-0675 | ▶84 |
| | 175 | | 165 | 4P-3046 | 144 | 4W-0686 | 157 |
| 3R-6789 | 72 | | 167 | 4P-3117 | 72 | | ▶243 |
| | 78 | | 175 | | 103 | 4W-0687 | 161 |
| | 173 | | 179 | 4P-4046 | 72 | 4W-0693 | 161 |
| 3S-0127 | 119 | | 189 | 4P-4047 | 72 | 4W-0705 | ▶179 |
| 3S-1349 | 36 | | 201 | 4P-4113 | 199 | 4W-1164 | 74 |
| 3S-2093 | 187 | | 206 | 4P-5304 | 64 | 4W-2100 | 137 |
| | 188 | | 219 | 4P-5961 | 165 | 4W-2138 | 78 |
| | 192 | | 222 | 4P-6038 | 187 | 4W-2139 | 78 |
| | 201 | | 224 | | 188 | 4W-2245 | 199 |
| | 232 | | 225 | | ▶195 | 4W-2535 | 77 |
| 3S-2713 | 167 | | 228 | 4P-6043 | 195 | 4W-2646 | 187 |
| 3S-7079 | 21 | | 230 | 4P-6053 | 161 | | 192 |
| | 22 | | 232 | 4P-6104 | 72 | | ▶193 |
| 3S-9643 | 97 | | 237 | 4P-6125 | 11 | 4W-2648 | 187 |
| | 99 | 3V-6153 | 201 | 4P-6979 | 63 | | 192 |
| | 107 | 3Y-7829 | 137 | 4P-7002 | 13 | 4W-3027 | 62 |
| 3V-0409 | 230 | | | 4P-7031 | ▶161 | 4W-3034 | 62 |
| | 232 | | | 4P-7035 | ▶167 | 4W-3182 | 178 |
| 3V-3308 | 8 | | | 4P-7429 | 232 | 4W-3471 | ▶136 |
| | 12 | | | 4P-7581 | 187 | 4W-3618 | ▶117 |
| | 13 | 4B-3140 | 162 | | 188 | 4W-3637 | 117 |
| | 14 | 4B-3388 | 1 | | 192 | | 124 |
| | 17 | 4B-3611 | 175 | | 236 | 4W-3930 | 161 |
| | 19 | 4B-4043 | 90 | 4P-7639 | 55 | 4W-3938 | 167 |
| | 20 | 4B-4158 | 241 | 4P-7959 | ▶80 | 4W-3996 | 82 |

PART NUMBER INDEX

| Part | Page | Part | Page | Part | Page | Part | Page |
|---------|------|---------|------|---------|------|---------|------|
| 4W-3997 | 82 | 4W-9019 | 179 | 5N-6668 | 86 | 5P-4983 | 179 |
| 4W-3998 | 82 | 4W-9025 | 157 | 5N-7131 | 199 | 5P-4984 | 175 |
| 4W-4011 | 99 | 4W-9027 | 157 | 5N-7776 | 86 | 5P-5599 | 150 |
| 4W-4100 | 42 | 4W-9028 | 129 | 5N-8071 | 225 | | 154 |
| 4W-4473 | 179 | 4W-9029 | 157 | | 230 | 5P-5600 | 150 |
| 4W-4555 | 77 | 4W-9030 | 126 | 5N-8363 | 214 | | 154 |
| 4W-4803 | 161 | 4W-9031 | 126 | 5N-8364 | 214 | 5P-5846 | 80 |
| 4W-5100 | 161 | | 243 | 5N-8365 | 214 | 5P-6416 | 175 |
| 4W-5120 | 117 | 4W-9032 | 126 | 5N-8367 | 214 | 5P-6619 | 107 |
| 4W-5441 | 29 | | 243 | 5N-8372 | 214 | 5P-7701 | 25 |
| 4W-5442 | 28 | 4W-9033 | 126 | 5N-8373 | 214 | | 47 |
| 4W-5820 | 133 | | 243 | 5N-8374 | 214 | | 72 |
| 4W-5982 | ▶133 | 4W-9036 | 157 | 5N-8375 | 214 | | 77 |
| 4W-6204 | 161 | 4W-9293 | 126 | 5N-8377 | 214 | | 78 |
| | 162 | 4W-9296 | 182 | 5N-8378 | 214 | | 80 |
| 4W-6273 | 213 | 4W-9297 | 182 | 5N-8379 | 214 | | 169 |
| 4W-6277 | 25 | 4W-9298 | 182 | 5N-8380 | 214 | | 173 |
| | 50 | 4W-9299 | 182 | 5N-8381 | 214 | | 179 |
| 4W-6637 | 17 | 4W-9323 | 182 | 5N-8383 | 214 | | 225 |
| | 45 | 4W-9324 | 182 | 5N-8384 | 214 | 5P-7813 | 45 |
| 4W-6638 | 17 | 4W-9325 | 182 | 5N-8387 | 214 | | 82 |
| | 45 | 4W-9327 | 182 | 5N-8390 | 214 | | 114 |
| 4W-6862 | 82 | 4W-9533 | 157 | 5N-8403 | 214 | | 165 |
| 4W-7323 | 80 | 4W-9653 | 45 | 5N-8424 | 214 | 5P-7815 | 173 |
| 4W-7483 | 42 | 4W-9774 | 78 | 5N-8425 | 214 | 5P-7816 | 34 |
| | 74 | 4W-9775 | 52 | 5N-8427 | 214 | | 35 |
| 4W-7484 | 42 | | | 5N-8428 | 214 | | 52 |
| 4W-7485 | 74 | | | 5N-9574 | 214 | 5P-7818 | 42 |
| 4W-7486 | 74 | | | 5P-0537 | 67 | | 67 |
| 4W-7487 | 74 | | | | 140 | | 74 |
| 4W-7488 | 74 | 5B-2638 | 165 | | 175 | 5P-8215 | 1 |
| 4W-7489 | 74 | 5B-3254 | 140 | | 179 | 5P-8245 | 1 |
| 4W-7490 | 74 | | 225 | | 186 | | 3 |
| 4W-7749 | 92 | | 227 | | 187 | | 41 |
| 4W-7961 | 126 | | 230 | | 188 | | 45 |
| 4W-7990 | 182 | | 232 | | 191 | | 52 |
| 4W-7991 | 182 | 5B-4855 | 137 | | 192 | | 67 |
| 4W-7997 | 182 | 5B-7666 | 90 | | 201 | | 72 |
| 4W-7998 | 182 | 5B-9246 | 60 | | 225 | | 80 |
| 4W-8010 | 20 | 5B-9603 | 99 | | 228 | | 101 |
| 4W-8015 | 225 | | 169 | | 230 | | 103 |
| 4W-8344 | 11 | 5D-5957 | 181 | | 232 | | 113 |
| 4W-8353 | 184 | 5F-0149 | 18 | 5P-0597 | 62 | | 117 |
| 4W-8556 | 177 | 5F-3999 | 184 | 5P-0789 | 175 | | 129 |
| 4W-8561 | 126 | 5H-0255 | 137 | 5P-0912 | 72 | | 131 |
| 4W-8564 | 126 | | 199 | 5P-1075 | 52 | | 132 |
| | 243 | 5H-8848 | 62 | | 137 | | 135 |
| 4W-8566 | 157 | 5H-9573 | 1 | | 173 | | 137 |
| | 243 | 5J-3241 | 161 | 5P-1076 | 65 | | 140 |
| 4W-8568 | 157 | 5K-2294 | 67 | | 77 | | 142 |
| 4W-8571 | 157 | 5K-3294 | 201 | | 137 | | 144 |
| 4W-8572 | 126 | 5K-5068 | 133 | 5P-2242 | 72 | | 165 |
| | 243 | 5K-5552 | 119 | | 169 | | 173 |
| 4W-8573 | 126 | 5L-1091 | 1 | | 173 | | 177 |
| 4W-8605 | 157 | 5L-2534 | 199 | | 225 | | 179 |
| 4W-8606 | 157 | 5L-3233 | 133 | 5P-2719 | 105 | | 199 |
| 4W-8607 | 157 | 5L-4398 | 117 | 5P-2931 | 182 | | 201 |
| 4W-8608 | 157 | 5M-1719 | 107 | 5P-3591 | 105 | | 212 |
| 4W-8683 | 126 | 5M-2894 | 107 | | 173 | | 227 |
| 4W-8775 | 74 | | 119 | 5P-4479 | 140 | | 232 |
| 4W-8926 | 126 | 5M-6214 | 28 | 5P-4486 | 173 | 5P-8247 | 45 |
| 4W-8927 | 126 | | 82 | 5P-4494 | 173 | | 90 |
| | 243 | | 86 | 5P-4868 | 62 | | 119 |
| 4W-8928 | 126 | 5N-4020 | 206 | 5P-4889 | 82 | | 225 |
| | 243 | 5N-5646 | 137 | 5P-4965 | 161 | | 230 |

5

PART NUMBER INDEX

| Part | Page | Part | Page | Part | Page | Part | Page |
|-------------------|------|-------------------|------|-------------------|------|-------------------|------|
| 5P-8248 | 90 | 6K-4934 | 80 | | 74 | 6V-5061 | 28 |
| | 92 | 6K-4935 | 80 | 6V-3835 | 88 | 6V-5063 | 95 |
| | 93 | 6K-4938 | 80 | 6V-3916 | 214 | | 98 |
| | 145 | 6K-4939 | 80 | 6V-3935 | 214 | | 105 |
| 5P-8250 | 25 | 6K-5535 | 72 | 6V-3938 | 214 | | 114 |
| | 49 | 6K-5536 | 72 | 6V-3939 | 214 | 6V-5065 | 28 |
| | 50 | 6K-6967 | 140 | 6V-3940 | 214 | | 105 |
| 5P-8429 | 77 | 6K-7953 | 175 | 6V-3955 | 23 | 6V-5066 | 105 |
| 5P-8861 | 52 | 6K-8179 | 222 | | 25 | | 110 |
| | 77 | 6K-9194 | 110 | | 42 | | 120 |
| 5P-8872 | 74 | 6L-4502 | ▶241 | | 45 | 6V-5100 | 78 |
| 5P-8937 | 187 | 6L-7028 | 199 | 6V-3959 | 214 | 6V-5101 | 74 |
| | 188 | 6L-7159 | 185 | 6V-3964 | 181 | | 99 |
| 5P-9287 | 80 | 6L-7817 | 101 | 6V-3968 | 74 | 6V-5102 | 142 |
| | 225 | 6M-5652 | 173 | | 77 | 6V-5137 | 49 |
| | 228 | 6N-3792 | 62 | 6V-3971 | 214 | 6V-5139 | 97 |
| 5P-9514 | 214 | 6N-8659 | 140 | 6V-3980 | 67 | | 105 |
| 5S-0003 | 85 | | 201 | 6V-4245 | 140 | 6V-5141 | 67 |
| 5S-2586 | 1 | 6S-2274 | 232 | 6V-4314 | 23 | 6V-5230 | 157 |
| 5S-9134 | 37 | 6S-2910 | 175 | | 64 | 6V-5504 | 120 |
| | 74 | 6V-0411 | 173 | 6V-4352 | 175 | 6V-5605 | 36 |
| | 99 | | 179 | 6V-4353 | 175 | 6V-5625 | 61 |
| | 120 | 6V-0973 | 44 | 6V-4356 | 99 | 6V-5754 | 167 |
| 5T-2760 | 175 | | 67 | | 105 | 6V-6228 | 150 |
| 5T-4374 | 201 | 6V-1179 | 178 | 6V-4357 | 99 | | 154 |
| 5T-4375 | 224 | 6V-1394 | 214 | | 105 | 6V-6758 | 80 |
| | | 6V-1454 | 110 | 6V-4516 | 137 | | 135 |
| | | 6V-1585 | 101 | 6V-4589 | 20 | 6V-6759 | 80 |
| | | 6V-1903 | 173 | | 23 | | 135 |
| | | | 175 | | 25 | 6V-6809 | 105 |
| | | 6V-1904 | 59 | | 72 | | 110 |
| 6B-5072 | 196 | 6V-2686 | 222 | | 80 | 6V-6869 | 61 |
| 6B-6863 | 157 | 6V-2881 | 56 | | 201 | 6V-6963 | 67 |
| 6B-7280 | 199 | 6V-3250 | 90 | 6V-5019 | 57 | 6V-7238 | 67 |
| 6D-3479 | 137 | | 95 | 6V-5048 | 64 | | 169 |
| | 201 | | 101 | | 74 | 6V-7484 | 173 |
| | 224 | | 105 | | 169 | 6V-7485 | 173 |
| | 230 | | 107 | | 232 | 6V-7607 | 56 |
| 6D-3910 | 86 | | 110 | 6V-5049 | 29 | | 61 |
| 6F-2172 | 86 | | 120 | | 33 | 6V-7701 | 113 |
| 6F-6045 | 199 | 6V-3349 | 67 | | 42 | 6V-7702 | 16 |
| 6F-7701 | 199 | 6V-3536 | 33 | | 45 | | 84 |
| 6F-8856 | 199 | 6V-3537 | 20 | | 61 | 6V-8183 | 161 |
| 6F-8858 | 199 | 6V-3538 | 1 | | 64 | 6V-8397 | 189 |
| 6G-9870 | 137 | | 4 | | 74 | 6V-8636 | 189 |
| 6H-1717 | 199 | | 6 | | 82 | 6V-8639 | 175 |
| 6I-0578 | 57 | | 21 | | 88 | 6V-8675 | 157 |
| 6I-1817 | 175 | | 22 | | 99 | | 224 |
| 6I-2489 | 61 | | 23 | | 117 | 6V-8782 | 175 |
| 6I-2491 | 61 | | 25 | | 129 | 6V-9168 | 189 |
| 6I-4524 | 93 | | 29 | | 169 | 6V-9608 | 45 |
| 6I-4545 | 12 | | 84 | | 173 | 6V-9830 | 175 |
| | 59 | | 213 | | 175 | 6V-6815 | 189 |
| | 64 | 6V-3539 | 23 | | 224 | | |
| | 65 | | 25 | | 225 | | |
| 6I-4940 | 169 | 6V-3602 | 19 | 6V-5052 | 37 | | |
| 6I-4952 | 97 | | 62 | 6V-5055 | 74 | | |
| 6J-0488 | 161 | 6V-3603 | 82 | | 99 | 7B-0280 | 161 |
| 6J-2245 | 80 | 6V-3630 | 130 | | 169 | 7B-2742 | 179 |
| | 243 | | 144 | 6V-5058 | 33 | | 225 |
| 6J-2680 | 120 | 6V-3668 | 157 | | 37 | 7B-8363 | 25 |
| 6J-7855 | 214 | 6V-3683 | 67 | | 38 | | 49 |
| 6K-1972 | 201 | 6V-3823 | 157 | 6V-5059 | 58 | | 50 |
| 6K-2198 | 119 | 6V-3833 | 42 | 6V-5060 | 13 | 7C-0370 | 201 |
| 6K-3461 | 101 | | 65 | | 165 | 7C-0371 | 201 |
| 6K-4235 | 72 | | | | | | |

6

7

PART NUMBER INDEX

| Part | Page | Part | Page | Part | Page | Part | Page |
|---------|------|---------|------|---------|------|---------|------|
| 7C-0372 | 201 | 7C-7784 | 97 | 7E-7151 | ▶4 | 7N-2328 | 23 |
| 7C-0592 | 169 | 7C-7785 | ▶97 | | 8 | | 25 |
| | 173 | 7C-7807 | 1 | 7E-7152 | ▶6 | | 49 |
| 7C-0593 | 173 | 7C-7875 | ▶178 | | 8 | | 50 |
| 7C-0807 | 169 | 7C-7928 | 182 | 7E-7153 | 4 | 7N-5368 | 161 |
| 7C-0818 | 199 | 7C-7950 | ▶48 | | 6 | 7N-5683 | 82 |
| 7C-0822 | 201 | 7C-8390 | 66 | 7E-7154 | 4 | 7N-7009 | 94 |
| 7C-1090 | 74 | 7C-8438 | 161 | | 6 | | 116 |
| 7C-1124 | 67 | 7C-8540 | 133 | 7E-7155 | 4 | 7N-7688 | 101 |
| 7C-1126 | 169 | 7C-8566 | 167 | | 6 | | 110 |
| 7C-1127 | 169 | 7C-9331 | ▶89 | 7E-7158 | 4 | 7N-7779 | 208 |
| 7C-1128 | 67 | 7C-9332 | 89 | | 6 | 7N-7780 | 208 |
| | 169 | 7C-9333 | 89 | 7E-7159 | 4 | 7N-7820 | 62 |
| 7C-1176 | 74 | 7C-9597 | 119 | | 6 | 7N-9044 | 74 |
| 7C-1412 | 53 | 7D-7233 | 72 | 7E-7160 | 4 | | 99 |
| 7C-1413 | 53 | | 78 | | 6 | 7N-9737 | 42 |
| 7C-1475 | 228 | 7D-9749 | 182 | 7E-7161 | 4 | 7N-9738 | 208 |
| 7C-1897 | 42 | 7E-0028 | 205 | | 6 | 7S-1197 | 236 |
| | ▶208 | 7E-0728 | 14 | 7E-7167 | 4 | 7S-3916 | 72 |
| 7C-2115 | 33 | 7E-0729 | 45 | 7E-7169 | 4 | 7S-3919 | 72 |
| 7C-2121 | 33 | 7E-0731 | 19 | 7E-7191 | 38 | 7S-5757 | 150 |
| 7C-2123 | 32 | | 62 | 7E-7196 | 38 | | 154 |
| | ▶33 | 7E-0732 | 19 | 7E-7202 | 57 | 7S-8420 | 110 |
| 7C-2145 | ▶128 | | 62 | 7E-7205 | 57 | 7V-1073 | 224 |
| 7C-2322 | 74 | 7E-0733 | 19 | 7E-7209 | 110 | 7W-0014 | ▶213 |
| 7C-2387 | 225 | 7E-0734 | 62 | 7E-8175 | 114 | 7W-0016 | 213 |
| 7C-2388 | 230 | 7E-0768 | 12 | 7E-8181 | ▶113 | | ▶214 |
| 7C-2389 | 230 | 7E-0769 | 59 | 7E-8276 | 55 | 7W-0195 | 1 |
| 7C-3348 | 126 | 7E-0872 | 201 | 7E-8307 | 161 | 7W-0196 | 1 |
| | 243 | 7E-0930 | 67 | 7E-9610 | ▶58 | 7W-0338 | 157 |
| 7C-3778 | 182 | 7E-0932 | 67 | 7E-9638 | 38 | 7W-0341 | 126 |
| 7C-3945 | 67 | 7E-1036 | 61 | 7E-9688 | 157 | 7W-0342 | 157 |
| 7C-4299 | 23 | 7E-1341 | ▶224 | 7E-9689 | 157 | 7W-0522 | 137 |
| 7C-4415 | 66 | 7E-1342 | 228 | 7E-9690 | 157 | | ▶204 |
| 7C-4416 | 66 | 7E-1424 | 105 | 7E-9692 | 38 | 7W-0524 | 199 |
| 7C-4417 | 66 | 7E-1512 | 165 | 7E-9699 | 157 | 7W-0537 | 199 |
| 7C-4419 | 66 | 7E-1659 | ▶63 | 7F-3425 | 95 | 7W-0592 | 8 |
| 7C-4420 | 66 | | 64 | | 105 | 7W-0805 | 14 |
| 7C-4421 | 66 | 7E-1660 | 63 | 7F-8671 | 214 | 7W-0855 | 8 |
| 7C-4422 | 66 | 7E-1661 | 63 | 7H-3171 | 82 | 7W-1009 | 173 |
| 7C-4423 | 66 | 7E-2681 | 241 | 7H-3986 | 189 | 7W-1010 | 173 |
| 7C-5485 | 66 | 7E-2946 | 128 | 7J-0728 | 72 | 7W-1011 | 173 |
| 7C-5609 | 165 | 7E-3129 | 169 | | 173 | 7W-1012 | 173 |
| 7C-5610 | 165 | 7E-3150 | ▶98 | | 179 | 7W-1145 | ▶209 |
| 7C-5616 | 85 | 7E-3173 | 114 | 7J-0729 | 72 | 7W-1280 | 182 |
| 7C-5745 | 175 | 7E-3974 | 179 | | 173 | 7W-1281 | 181 |
| 7C-5746 | 175 | | ▶184 | | 179 | | ▶182 |
| 7C-5747 | 175 | 7E-3975 | 184 | 7J-4026 | 225 | 7W-1467 | 184 |
| 7C-5748 | 175 | 7E-4356 | 114 | 7J-7187 | 175 | 7W-1543 | ▶169 |
| 7C-5757 | 175 | 7E-4365 | 113 | 7K-3215 | 101 | 7W-1547 | 169 |
| 7C-5758 | 175 | 7E-4385 | 161 | 7K-6462 | 201 | 7W-1549 | 169 |
| 7C-5773 | 175 | 7E-4386 | 161 | 7K-9197 | 137 | 7W-1555 | 169 |
| 7C-5777 | 173 | 7E-4387 | 161 | | 140 | 7W-1632 | 20 |
| 7C-5778 | 175 | 7E-4388 | 161 | | 201 | 7W-1649 | 214 |
| 7C-6021 | 99 | 7E-4444 | 34 | | 224 | 7W-1650 | 214 |
| 7C-6329 | 38 | | 35 | | 225 | 7W-1831 | 137 |
| 7C-6618 | ▶56 | 7E-5482 | 110 | | 227 | 7W-1840 | ▶71 |
| 7C-6897 | 225 | 7E-7061 | 6 | | 232 | 7W-1841 | ▶172 |
| 7C-6907 | 179 | 7E-7064 | 4 | 7L-6443 | 130 | 7W-1934 | 52 |
| 7C-6909 | 179 | | 6 | | 144 | 7W-1947 | 175 |
| 7C-6928 | 184 | 7E-7065 | 6 | 7L-6580 | 101 | 7W-2018 | 110 |
| 7C-6929 | 184 | 7E-7066 | 82 | 7L-9061 | 57 | 7W-2022 | 107 |
| 7C-7235 | 56 | 7E-7093 | 103 | 7M-8485 | 120 | 7W-2026 | 110 |
| 7C-7480 | 105 | | 157 | 7M-9544 | 137 | 7W-2029 | 95 |
| 7C-7481 | 97 | 7E-7150 | ▶8 | 7N-2043 | 44 | 7W-2099 | 230 |

PART NUMBER INDEX

| Part | Page | Part | Page | Part | Page | Part | Page |
|-------------------|------|-------------------|------|-------------------|------|-------------------|------|
| | 232 | 7W-6600 | 99 | 8D-7941 | 61 | 8T-0637 | 173 |
| 7W-2135 | 182 | 7W-6601 | 99 | 8D-9671 | 137 | 8T-1158 | 157 |
| 7W-2152 | 105 | 7W-6709 | ▶168 | 8F-8513 | 72 | 8T-1159 | 126 |
| 7W-2401 | 82 | 7W-6849 | 105 | 8H-0707 | 150 | 8T-1160 | 126 |
| 7W-2455 | 82 | 7W-6851 | 105 | | 154 | 8T-1885 | 70 |
| 7W-2457 | 99 | 7W-6940 | 107 | 8H-3127 | 150 | 8T-1886 | 70 |
| 7W-2459 | 67 | 7W-6945 | 110 | | 154 | 8T-1895 | 222 |
| | 99 | 7W-6946 | 110 | 8H-9180 | 182 | 8T-1896 | 222 |
| 7W-2467 | 67 | 7W-6947 | 105 | 8J-4455 | 169 | 8T-1919 | 95 |
| 7W-2493 | 105 | 7W-6948 | 95 | 8L-2779 | 150 | | 110 |
| 7W-2750 | 67 | 7W-6949 | 110 | | 154 | | 120 |
| 7W-2759 | 199 | 7W-6964 | 110 | 8L-2786 | 23 | 8T-2188 | 169 |
| 7W-2760 | 199 | 7W-7096 | 41 | | 25 | 8T-2903 | 110 |
| 7W-2819 | 137 | 7W-7230 | 57 | | 29 | 8T-4985 | 119 |
| 7W-2970 | 67 | 7W-7687 | 38 | | 42 | 8T-6757 | 47 |
| 7W-3055 | 241 | 7W-7725 | 175 | | 67 | | 57 |
| 7W-3107 | 182 | 7W-7726 | 175 | | 120 | | 165 |
| 7W-3108 | 182 | 7W-7727 | 175 | | 169 | 8T-6759 | 47 |
| 7W-3109 | 182 | 7W-7825 | 88 | | 206 | 8T-6760 | 90 |
| 7W-3111 | 182 | 7W-7833 | 74 | | 227 | | 199 |
| 7W-3269 | 89 | 7W-8088 | 169 | 8L-3441 | 61 | 8T-6762 | 90 |
| | 90 | 7W-8463 | 97 | 8L-6005 | 201 | | 92 |
| | 107 | 7W-8464 | 97 | 8L-6557 | 140 | | 93 |
| | 110 | 7W-9152 | 62 | 8L-8413 | 236 | | 99 |
| | 116 | 7W-9423 | 88 | 8M-9024 | 85 | | 101 |
| 7W-3270 | 90 | 7W-9424 | 74 | | 101 | | 105 |
| | 105 | 7W-9425 | 88 | 8N-0394 | 101 | | 107 |
| 7W-3271 | 107 | 7W-9755 | 107 | 8N-0453 | 67 | | 110 |
| 7W-3272 | 107 | 7W-9787 | 241 | 8N-1996 | 161 | | 116 |
| 7W-3275 | 105 | 7X-0480 | 237 | 8N-3639 | 99 | | 137 |
| 7W-3446 | 105 | 7X-0620 | 189 | | 105 | | 212 |
| 7W-3596 | 165 | 7X-3153 | 32 | 8N-3640 | 99 | 8T-6764 | 140 |
| 7W-3647 | 165 | 7X-4789 | 67 | | 105 | | 181 |
| 7W-3688 | 97 | 7X-7874 | 167 | | 119 | 8T-6765 | 89 |
| 7W-3881 | 99 | 7X-7875 | 167 | 8N-6265 | 224 | | 107 |
| 7W-3882 | 74 | | | 8N-6984 | 94 | | 199 |
| | 99 | | | 8N-8447 | 212 | | 201 |
| 7W-3933 | 101 | 8 | | 8N-8451 | 199 | 8T-6766 | 119 |
| 7W-4111 | 97 | | | 8N-8452 | 212 | 8T-6767 | 201 |
| 7W-4116 | 97 | 8B-2026 | 119 | 8N-8471 | 186 | 8T-7875 | 237 |
| 7W-4154 | 214 | 8B-3308 | 137 | | 201 | 8V-1715 | 145 |
| 7W-4261 | 101 | 8B-6127 | 189 | 8N-8486 | ▶212 | | |
| 7W-4262 | 101 | 8B-7624 | 214 | 8N-8488 | 212 | | |
| 7W-5033 | 38 | 8B-8679 | 189 | 8N-9071 | 101 | 9 | |
| 7W-5034 | 38 | 8B-9725 | 72 | | 110 | | |
| 7W-5273 | 101 | 8C-0562 | 101 | 8N-9072 | 101 | 9B-4202 | 98 |
| 7W-5278 | 101 | | 112 | | 110 | 9C-7868 | 140 |
| 7W-5280 | 80 | 8C-3103 | 45 | 8S-0023 | 173 | 9F-2247 | 105 |
| 7W-5282 | 80 | 8C-3185 | 145 | 8S-0024 | 173 | | 173 |
| 7W-5487 | 110 | 8C-3445 | 206 | 8S-2332 | 213 | 9F-6641 | 153 |
| 7W-5526 | 110 | 8C-3446 | 206 | 8S-4714 | 15 | | 154 |
| 7W-5527 | 110 | 8C-3991 | 34 | 8S-4719 | 161 | 9F-7022 | 228 |
| 7W-5767 | 107 | | 35 | 8S-4757 | 25 | | 230 |
| 7W-5841 | 105 | 8C-5230 | 23 | | 49 | 9F-9747 | 199 |
| 7W-5842 | 105 | | 169 | | 50 | 9G-9150 | 44 |
| 7W-5843 | 107 | 8C-6915 | 189 | 8S-4950 | 101 | 9H-2367 | 78 |
| 7W-5845 | 110 | 8C-6971 | 161 | 8S-9089 | 77 | 9K-5600 | 179 |
| 7W-5846 | 95 | 8C-8491 | 130 | | 95 | 9L-0672 | 78 |
| 7W-5890 | 241 | | 144 | 8S-9191 | 95 | 9L-8493 | 187 |
| 7W-5934 | ▶62 | 8C-8581 | 126 | | 99 | | 192 |
| 7W-6062 | ▶13 | | 157 | | 175 | | 225 |
| 7W-6093 | 95 | 8C-8763 | 130 | 8T-0098 | 14 | 9L-9089 | 182 |
| 7W-6333 | 228 | | 144 | 8T-0163 | 173 | 9L-9132 | 74 |
| 7W-6408 | 107 | 8C-8921 | 225 | 8T-0267 | 126 | | 99 |
| 7W-6582 | ▶41 | 8C-9024 | 103 | 8T-0568 | 178 | | 105 |

PART NUMBER INDEX

| Part | Page | Part | Page | Part | Page | Part | Page |
|-------------------|------|-------------------|------|--------------------|------|--------------------|------|
| | 199 | | 114 | 9Y-3300 | ▶78 | | 154 |
| | 234 | | 165 | 9Y-3305 | 77 | 061-8248 | 136 |
| | 235 | 9S-8008 | 114 | 9Y-3306 | 77 | | 137 |
| 9M-1974 | 1 | 9S-8010 | 28 | 9Y-3308 | 52 | 061-8561 | 162 |
| | 18 | 9S-8748 | 1 | 9Y-3330 | 161 | 061-9455 | 178 |
| | 161 | 9S-8750 | 80 | 9Y-4709 | 1 | 067-6495 | 201 |
| | 165 | | 140 | 9Y-4732 | 99 | | 225 |
| | 206 | | 201 | 9Y-4871 | 70 | | 228 |
| 9M-4584 | 72 | | 225 | 9Y-4936 | 161 | | 232 |
| | 80 | 9S-8752 | 52 | 9Y-4939 | 161 | 067-9921 | 78 |
| 9M-4594 | 237 | | 67 | 9Y-5535 | 40 | 068-4152 | 173 |
| 9M-5590 | 101 | | 72 | 9Y-6181 | 32 | 068-6074 | 80 |
| | 110 | | 74 | 9Y-6182 | ▶36 | 072-9601 | 72 |
| 9M-6511 | 206 | | 78 | 9Y-6183 | 36 | 090-4885 | 140 |
| 9M-6522 | 136 | | 97 | 9Y-6185 | 157 | 091-9035 | 72 |
| | 137 | | 107 | 9Y-6232 | 29 | 096-4833 | 214 |
| | 206 | | 110 | 9Y-6874 | 64 | | |
| 9M-8729 | 137 | | 116 | 9Y-6877 | 189 | | |
| 9M-9130 | 175 | | 120 | 9Y-8489 | 167 | | |
| 9R-6247 | 140 | | 137 | 9Y-9341 | ▶137 | | |
| 9S-0176 | 80 | | 161 | 9Y-9775 | 241 | 100-6772 | 126 |
| 9S-1302 | 1 | | 175 | 9Y-9842 | 99 | 100-6777 | 157 |
| 9S-1364 | 84 | | 179 | 9Y-9924 | 64 | 101-8189 | 25 |
| 9S-1366 | 165 | | 199 | 9Y-9926 | ▶70 | | 48 |
| 9S-4181 | 25 | | 224 | 9Y-9927 | ▶64 | 102-1403 | 107 |
| 9S-4182 | 64 | | 237 | 9Y-9932 | ▶189 | 102-3719 | ▶90 |
| | 169 | 9S-9334 | 77 | 9Y-9990 | ▶201 | 102-3720 | 90 |
| 9S-4183 | 95 | 9S-9979 | 63 | 9Y-9996 | 65 | 102-8802 | 201 |
| | 105 | 9W-1494 | 236 | | | | 210 |
| 9S-4185 | 42 | 9X-1386 | 208 | | | 105-9741 | 125 |
| | 120 | | 210 | | | 106-2033 | 58 |
| | 175 | 9X-1813 | 201 | | | 106-9285 | 179 |
| 9S-4188 | 173 | 9X-2604 | 98 | 001-6449 | 137 | 106-9573 | 72 |
| 9S-4191 | 1 | 9X-6003 | 48 | | 201 | 107-3931 | 49 |
| | 64 | 9X-6380 | 4 | 002-6453 | 137 | 107-3934 | ▶49 |
| | 74 | | 6 | 003-2143 | 201 | 107-4385 | 93 |
| | 88 | 9X-6458 | 120 | 009-1436 | 161 | 107-8199 | 72 |
| | 90 | 9X-7206 | 137 | 009-4440 | 72 | 108-1505 | 90 |
| | 95 | | 140 | 030-7935 | 78 | 108-6169 | 110 |
| | 99 | | 201 | 030-7946 | 74 | 108-6170 | 119 |
| | 101 | 9X-7535 | 199 | | 201 | 109-3038 | 236 |
| | 105 | 9X-7688 | 19 | 030-7947 | 110 | 110-0096 | 110 |
| | 107 | | 62 | 030-7951 | 78 | | 119 |
| | 110 | 9X-8275 | 157 | | 173 | 110-0097 | 110 |
| | 117 | 9X-8873 | 80 | | 179 | 110-3753 | ▶92 |
| | 120 | | 131 | 030-7960 | 72 | 110-8714 | 236 |
| | 129 | | 132 | | 78 | 111-5819 | 132 |
| | 169 | | 142 | | 225 | 111-5822 | 131 |
| | 173 | | 201 | 030-7961 | 137 | 114-1142 | 236 |
| | 175 | 9X-8874 | 80 | | 201 | 114-1653 | ▶211 |
| 9S-6130 | 105 | | 135 | 030-7964 | 136 | | 218 |
| 9S-8004 | 29 | 9X-8876 | 101 | 030-7975 | 179 | 114-4301 | 23 |
| | 33 | 9X-9675 | 185 | 030-8193 | 227 | 114-4302 | 23 |
| | 42 | | 236 | 031-5744 | 72 | 114-9224 | 119 |
| | 45 | 9Y-0205 | 243 | | 78 | 115-0441 | ▶157 |
| | 82 | 9Y-0250 | 116 | | 169 | 115-7942 | 236 |
| | 120 | 9Y-1373 | 95 | | 173 | | 240 |
| 9S-8005 | 23 | | 110 | 031-9567 | 101 | 115-7943 | 236 |
| | 25 | 9Y-1539 | 38 | 032-1269 | 206 | 116-2480 | 45 |
| | 29 | 9Y-1851 | ▶40 | 033-6033 | 175 | 116-2814 | ▶126 |
| | 42 | 9Y-1854 | 41 | 035-2017 | 219 | | 157 |
| 9S-8006 | 23 | 9Y-2750 | 33 | 039-4317 | 214 | 116-8535 | 117 |
| | 25 | 9Y-2997 | 33 | 052-0572 | 225 | | 124 |
| 9S-8007 | 45 | 9Y-3297 | 85 | 061-7538 | 201 | 117-1864 | 191 |
| | 82 | 9Y-3299 | 78 | 061-7540 | 150 | | ▶194 |

1

0

PART NUMBER INDEX

| Part | Page | Part | Page | Part | Page | Part | Page |
|----------|------|----------|------|----------|------|----------|------|
| 117-5170 | 101 | 130-1860 | 157 | 140-6420 | 230 | | 154 |
| 118-2483 | 126 | 130-5478 | 38 | 140-6421 | 230 | 150-7917 | 150 |
| 118-7536 | 19 | 130-5479 | 38 | 140-6425 | 230 | | 154 |
| | 62 | 130-6259 | 129 | 141-9647 | 77 | 151-3067 | 90 |
| 119-9211 | ▶218 | 130-6264 | ▶101 | 142-2826 | 31 | 151-3069 | 90 |
| 120-3954 | 107 | 130-8342 | 219 | 142-6217 | 77 | 151-4881 | 57 |
| 120-9330 | 23 | 131-3708 | 157 | 143-0337 | 119 | 151-4883 | 57 |
| | 25 | 131-5495 | 119 | 143-7223 | 201 | 151-4918 | 57 |
| 121-0199 | 236 | 131-5496 | 119 | 144-0436 | 185 | 152-3727 | 119 |
| 121-0243 | 186 | 131-5497 | 119 | | 236 | 153-0446 | 105 |
| | ▶191 | 131-5498 | 119 | 144-1636 | 210 | 153-2391 | 142 |
| 121-0244 | 186 | 131-5499 | 119 | 144-7115 | 206 | 153-8405 | ▶142 |
| | ▶187 | 131-6590 | 119 | 144-7647 | ▶206 | 153-8406 | 142 |
| 121-0245 | 186 | 131-6599 | 142 | 144-8623 | 206 | 153-8407 | 142 |
| | ▶187 | 132-8292 | 146 | 144-9991 | ▶149 | 153-9138 | 44 |
| 121-0246 | 186 | 132-8294 | 146 | 145-2917 | 225 | 154-6076 | 228 |
| | ▶192 | 132-8296 | 146 | 145-2918 | 225 | 155-6576 | ▶51 |
| 121-0247 | 186 | 132-8297 | 146 | 145-2919 | 225 | | 52 |
| | ▶192 | 132-8298 | 146 | 145-2920 | 225 | 156-1014 | ▶107 |
| 121-0588 | ▶134 | 132-8300 | 146 | 145-2921 | 225 | 156-1015 | ▶110 |
| 121-3096 | 38 | 132-9327 | ▶124 | 145-2922 | 225 | 156-2687 | 157 |
| 121-3874 | 14 | 132-9331 | 124 | 145-2923 | 225 | | 243 |
| | 89 | | ▶125 | 145-9075 | ▶77 | 158-0473 | 137 |
| | 105 | 133-2275 | 119 | 146-5215 | 199 | 158-6245 | 204 |
| 121-5464 | 154 | 133-9196 | ▶69 | | ▶216 | 158-6246 | 204 |
| 121-9707 | ▶186 | 133-9637 | 72 | 146-5216 | 216 | 158-6247 | 204 |
| 122-0290 | 140 | | 78 | 146-6819 | 236 | 158-6248 | 204 |
| 122-1148 | 110 | 134-2594 | 103 | 146-8982 | ▶140 | 159-7253 | 149 |
| 123-4629 | 186 | 134-2798 | ▶103 | 147-1960 | 185 | 159-7926 | 140 |
| | ▶187 | 134-3508 | ▶146 | | 236 | 159-8360 | 140 |
| 123-4631 | 186 | 134-5326 | 101 | 147-3532 | 162 | 159-8362 | 140 |
| | ▶188 | 134-5327 | 101 | 147-7702 | 142 | 159-9322 | 236 |
| 123-4633 | 186 | 134-5329 | 105 | 149-0482 | ▶21 | 159-9603 | 227 |
| | ▶188 | 134-5641 | 130 | | 23 | 159-9606 | ▶227 |
| 123-4708 | 165 | 134-5643 | 144 | 149-0483 | ▶23 | 160-1572 | 80 |
| 124-1836 | 21 | 134-5929 | ▶242 | 149-0490 | ▶22 | 160-1573 | 80 |
| | 22 | 134-5958 | 114 | | 25 | 160-4686 | 101 |
| 124-3696 | 103 | 134-5977 | 112 | 149-0491 | ▶25 | 160-4687 | 101 |
| 124-5833 | 103 | 134-5978 | ▶112 | 149-0560 | ▶38 | 160-5769 | 28 |
| 124-5834 | 103 | 134-6341 | ▶105 | 149-0562 | 38 | 160-5770 | 28 |
| 124-6333 | 110 | 135-8128 | 149 | 149-0563 | 38 | 160-7689 | 236 |
| 124-7374 | 167 | 136-4185 | 144 | 149-0564 | 23 | 160-8173 | 58 |
| 125-2422 | 103 | 136-7730 | 144 | | 25 | 161-0070 | 161 |
| 125-2453 | ▶144 | 137-0135 | 20 | 149-0565 | 23 | 161-0071 | 161 |
| 125-3296 | 150 | 137-1382 | 165 | | 25 | 161-0083 | 67 |
| | 154 | 137-6609 | 146 | 149-0567 | ▶14 | 162-1695 | 236 |
| 125-4340 | 196 | 138-1269 | 107 | 149-1976 | 144 | 162-1696 | 236 |
| | ▶197 | 138-3331 | 60 | 150-1240 | 201 | 163-0936 | 189 |
| | 197 | | 146 | 150-4810 | 178 | 163-6459 | ▶160 |
| 127-1119 | ▶50 | | 149 | 150-7700 | 236 | 163-6460 | 167 |
| 127-6931 | 182 | 138-7084 | ▶198 | 150-7897 | 150 | 164-7940 | 175 |
| 127-8156 | 236 | | 222 | | 154 | 164-9311 | 149 |
| | 240 | 138-8239 | 228 | 150-7899 | 150 | 165-4615 | ▶164 |
| 128-5669 | 236 | 138-8240 | 225 | | 154 | 165-4616 | 161 |
| 128-5682 | ▶57 | | 228 | 150-7900 | 150 | 165-5016 | 206 |
| | 61 | | 230 | | 154 | 166-1757 | 206 |
| 128-9690 | 182 | | 232 | 150-7901 | 150 | 166-6156 | 236 |
| 128-9691 | 182 | 138-8241 | 225 | | 154 | 166-6162 | 236 |
| 129-2915 | 206 | | 228 | 150-7905 | 150 | 166-6165 | 236 |
| 129-4054 | 20 | | 230 | | 154 | 166-7656 | 137 |
| 129-4859 | 57 | 139-8479 | ▶225 | 150-7906 | 150 | | 140 |
| 130-0073 | 126 | 139-9275 | ▶222 | | 154 | | 189 |
| 130-1286 | 142 | 139-9435 | 228 | 150-7911 | 150 | | 201 |
| 130-1287 | 110 | 140-1392 | 232 | | 154 | 166-7657 | 137 |
| 130-1288 | 119 | 140-2304 | ▶244 | 150-7916 | 150 | | 140 |

PART NUMBER INDEX

| Part | Page | Part | Page | Part | Page | Part | Page |
|--------------------|------|--------------------|------|--------------------|------|--------------------|------|
| | 189 | 180-3911 | 150 | 197-5807 | 60 | 252-4943 | 185 |
| | 201 | 180-3914 | 150 | 197-5808 | 60 | | 236 |
| 166-7658 | 137 | 180-3915 | 150 | 198-2731 | 236 | 252-4949 | 185 |
| | 140 | 180-3916 | 150 | 198-3427 | 107 | | 236 |
| | 189 | | 154 | 198-4263 | 237 | 252-4967 | 236 |
| | 201 | 180-3917 | 150 | | 240 | 252-5415 | ▶28 |
| 166-7718 | 189 | | 154 | 199-3062 | 236 | | 29 |
| 168-6357 | 66 | 180-3918 | 150 | 199-3404 | 237 | 252-5416 | ▶29 |
| 169-0167 | 77 | | 154 | | | | 31 |
| 169-8676 | 67 | 180-3919 | 150 | | | 253-7751 | 186 |
| 169-9517 | 189 | | 154 | | | 253-7752 | 186 |
| 169-9519 | 189 | 180-3922 | 150 | | | 253-7753 | 186 |
| 171-5349 | 208 | | 154 | 201-3610 | 95 | 255-5543 | 119 |
| | 210 | 180-3927 | 150 | 201-4898 | 146 | 255-5544 | 119 |
| 172-1635 | 144 | | 154 | 201-5221 | ▶93 | 256-1270 | ▶3 |
| 172-1636 | 144 | 180-3928 | 150 | 204-3520 | 237 | 256-7223 | ▶31 |
| 172-1637 | 144 | | 154 | 204-4385 | 57 | 258-5631 | 3 |
| 172-1638 | 144 | 180-3929 | 150 | 204-5568 | 185 | 259-4600 | 67 |
| 172-1639 | 144 | | 154 | | 237 | | 74 |
| 172-1640 | 144 | 180-3930 | 150 | 205-0640 | 11 | | 99 |
| 172-5635 | 119 | 180-3931 | 150 | 206-0406 | 144 | 260-1355 | 236 |
| 172-6411 | 116 | | 154 | 208-0327 | 114 | 263-1809 | 119 |
| 173-9423 | 72 | 180-6981 | 1 | 208-1007 | 114 | 263-1853 | ▶11 |
| 174-1621 | 119 | 180-6982 | 1 | 208-3899 | 60 | | 53 |
| 174-1821 | 189 | 183-4578 | ▶228 | 208-9471 | 132 | 263-8971 | 140 |
| 174-7008 | 201 | 183-4582 | 228 | 209-0122 | ▶240 | 264-2019 | 236 |
| 174-7794 | 93 | 183-4583 | 228 | 211-8675 | 217 | 268-1522 | 175 |
| 175-1365 | 150 | 183-6224 | ▶219 | 211-9909 | 236 | 273-1176 | 119 |
| | 154 | 183-6225 | 219 | 211-9910 | 236 | 274-7433 | 145 |
| 175-5060 | 23 | 183-6226 | 219 | 211-9911 | 236 | 274-7434 | 145 |
| 175-6344 | 29 | 183-6227 | 219 | 212-3743 | 92 | 278-1085 | 67 |
| 176-1382 | 150 | 183-9634 | ▶230 | 214-6044 | 25 | 282-2462 | 119 |
| | 154 | 183-9638 | 230 | 215-6467 | ▶116 | 284-5208 | 45 |
| 176-1384 | 150 | 183-9639 | 230 | 217-6692 | 62 | 285-6595 | ▶145 |
| | 154 | 184-4673 | ▶232 | 218-0660 | 25 | 285-6670 | 236 |
| 177-4598 | ▶130 | 184-4674 | 232 | 222-4710 | 142 | 288-4407 | 18 |
| 177-7215 | 185 | 185-8882 | 162 | 222-4716 | 119 | 288-4408 | 45 |
| 177-7760 | 8 | 186-0136 | 20 | 224-9089 | 178 | 288-4409 | 45 |
| 177-8845 | 199 | 186-0144 | 20 | 225-0549 | 185 | 288-4786 | ▶18 |
| 177-8847 | 199 | 186-0145 | 20 | | 237 | 288-8541 | ▶45 |
| 178-4623 | 119 | 186-3735 | 201 | 225-0906 | 236 | 289-5994 | 119 |
| 179-0161 | 241 | 186-3736 | 236 | 225-0907 | 236 | 291-6177 | ▶94 |
| 179-1502 | 67 | 187-0450 | 23 | 225-5522 | 236 | 292-5982 | 114 |
| 179-3167 | 21 | | 25 | 225-5545 | 237 | 292-8198 | 61 |
| 179-3576 | 20 | 188-0449 | 114 | 226-1926 | ▶35 | | |
| 179-8828 | 236 | 188-0450 | 114 | 226-6117 | 236 | | |
| 179-8829 | 236 | 189-2499 | 20 | 227-2902 | 53 | | |
| 179-8986 | ▶217 | 189-2500 | ▶20 | 227-4056 | 140 | | |
| 179-8990 | ▶236 | 189-4583 | 29 | | 142 | 304-4948 | 113 |
| 179-8992 | ▶185 | 189-5746 | 209 | 228-7417 | 236 | | ▶114 |
| 179-9333 | ▶119 | | ▶210 | 229-5415 | 60 | 305-5302 | 23 |
| 180-3864 | 37 | 190-2462 | 58 | 229-5417 | 60 | 308-9770 | 217 |
| 180-3865 | 37 | 190-2463 | 58 | 230-3532 | 186 | | 236 |
| 180-3900 | 150 | 190-6465 | 37 | 233-0853 | 67 | 308-9771 | 217 |
| | 154 | 190-6622 | 130 | 236-0711 | ▶205 | 308-9772 | 236 |
| 180-3902 | 150 | 191-7683 | ▶234 | 238-5080 | 175 | 308-9773 | 236 |
| | 154 | 191-7684 | ▶235 | 238-8860 | 119 | 308-9774 | 236 |
| 180-3903 | 150 | 192-3226 | 234 | 238-8862 | 119 | 308-9775 | 217 |
| | 154 | 193-8765 | 119 | 239-7316 | 119 | | 236 |
| 180-3905 | 150 | 193-8766 | 119 | 244-6576 | 119 | 308-9776 | 217 |
| | 154 | 194-0629 | 47 | 247-3796 | 95 | | 236 |
| 180-3908 | 150 | 194-0630 | 47 | | 110 | 308-9777 | 236 |
| | 154 | 195-0988 | 150 | 248-2372 | 146 | 308-9787 | 240 |
| 180-3909 | 150 | | 154 | 248-2373 | 146 | 308-9789 | 236 |
| | 154 | 197-5805 | ▶60 | 251-9565 | 3 | 314-2691 | 53 |

2

3

PART NUMBER INDEX

| Part | Page | Part | Page | Part | Page | Part | Page |
|--------------------|------|------|------|------|------|------|------|
| 314-2692 | 53 | | | | | | |
| 314-2693 | 53 | | | | | | |
| 314-2699 | 53 | | | | | | |
| 314-2700 | 53 | | | | | | |
| 317-9551 | 150 | | | | | | |
| | 154 | | | | | | |
| 317-9553 | ▶150 | | | | | | |
| | 153 | | | | | | |
| 317-9554 | ▶153 | | | | | | |
| 319-7945 | ▶53 | | | | | | |
| 324-3750 | 153 | | | | | | |
| | 154 | | | | | | |
| 324-3751 | 153 | | | | | | |
| | 154 | | | | | | |
| 324-3755 | 150 | | | | | | |
| | 154 | | | | | | |
| 324-3806 | 150 | | | | | | |
| | 154 | | | | | | |
| 325-9712 | 240 | | | | | | |
| 345-4127 | 20 | | | | | | |
| 348-1730 | 236 | | | | | | |
| 352-2419 | 140 | | | | | | |
| | ▶154 | | | | | | |
| 352-2421 | 154 | | | | | | |
| 352-2422 | 154 | | | | | | |
| 352-8978 | 119 | | | | | | |
| 355-4969 | 11 | | | | | | |

MEMORANDA



REL P0834

3616 INDUSTRIAL

1PD643